

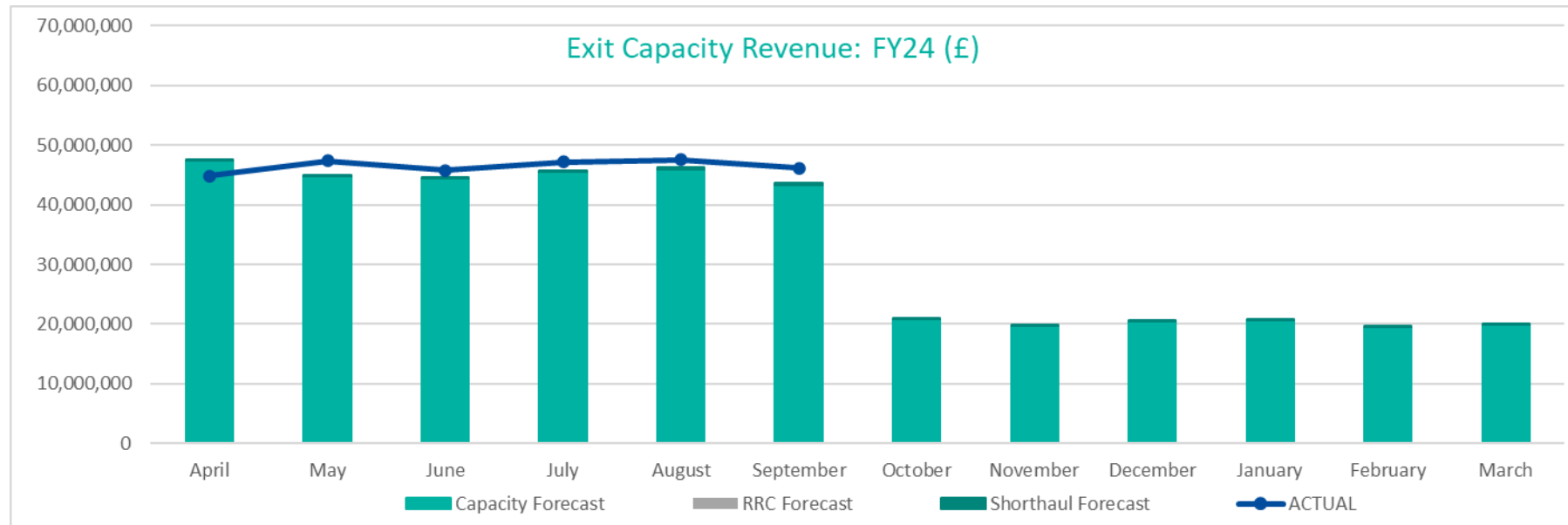
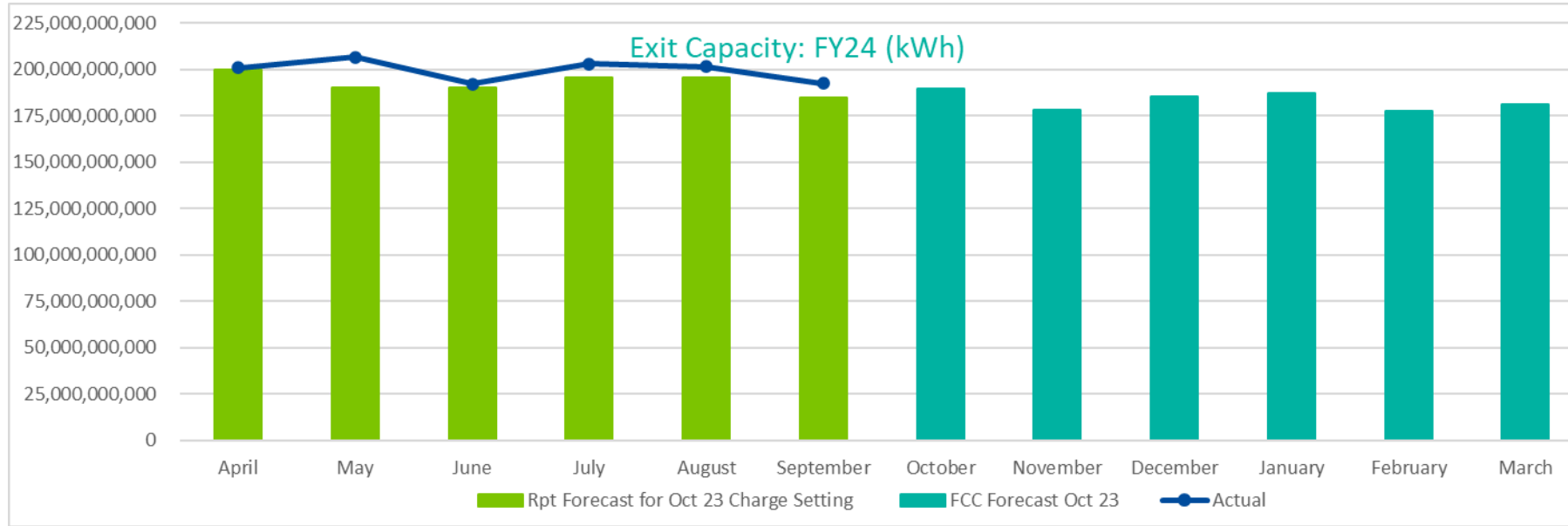


# FY24 Capacity and Revenue Monitoring – Monthly Update

November.2023 FY24 P6



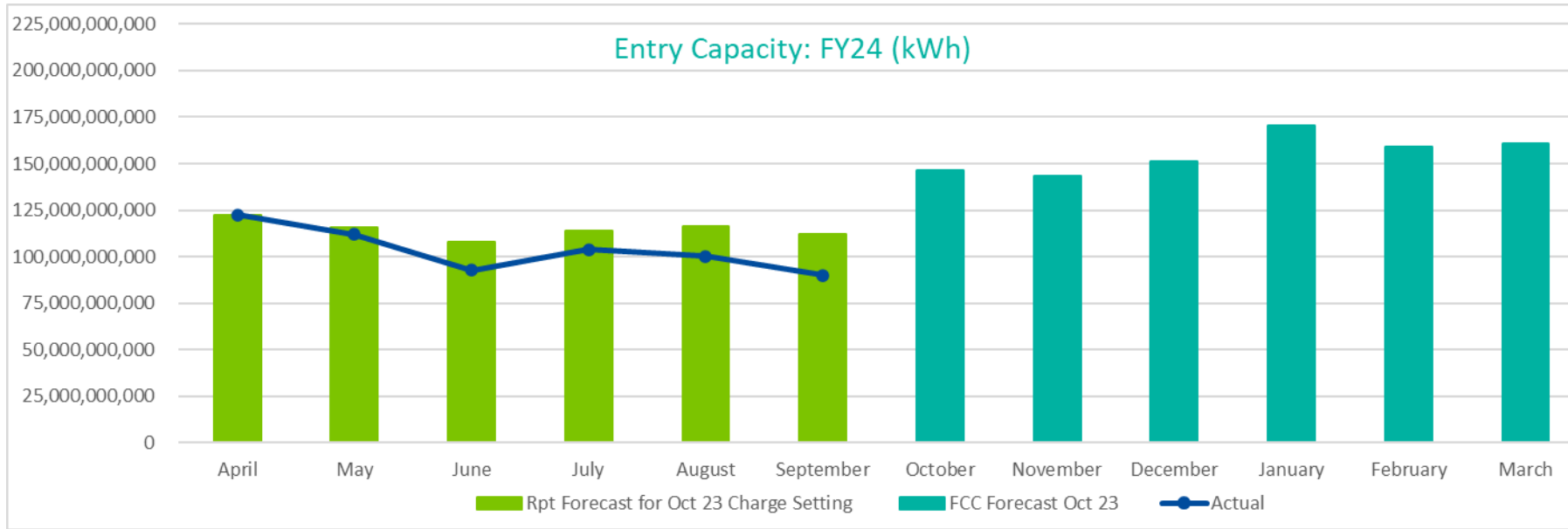
# Exit Capacity & Revenue FY24 – at September 2023



Capacity (YTD)	
Forecast to Date (FY)	1,156,262,938,954
Actual to Date (FY)	1,196,524,846,568
Variance	40,261,907,614 3.4%

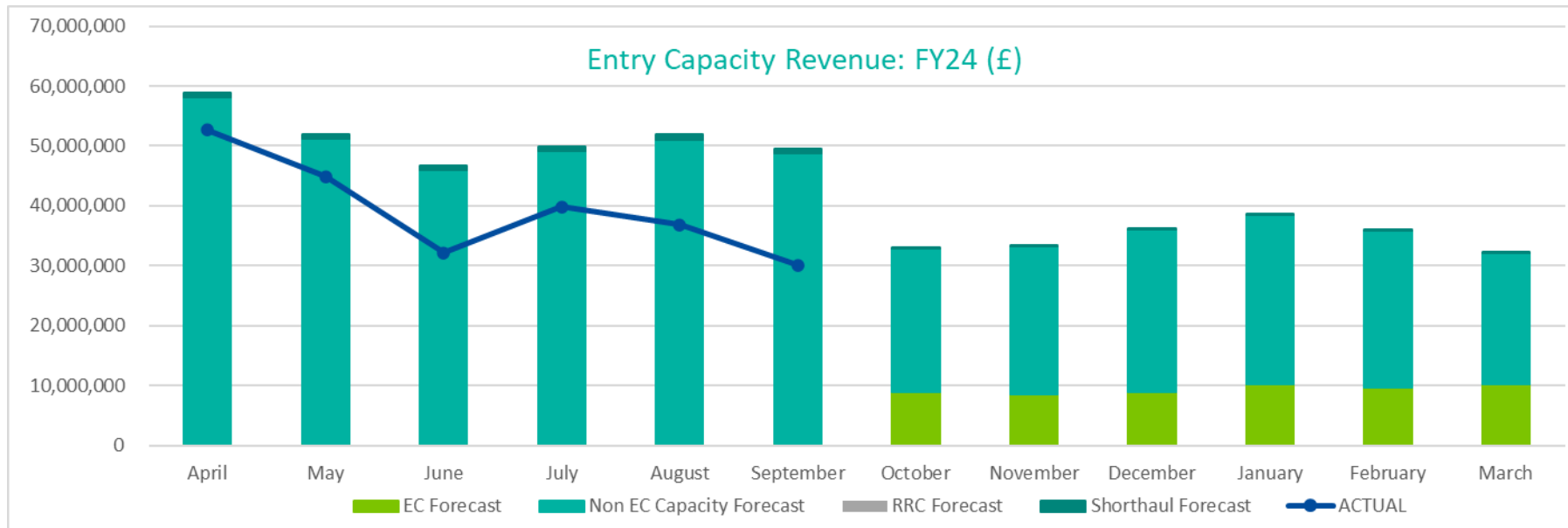
Revenue (YTD)	
Forecast to Date (FY)	£272.8m
Actual to Date (FY)	£278.8m
Variance	£6.0m

# Entry Capacity & Revenue FY24 – at September 2023



### Capacity (YTD)

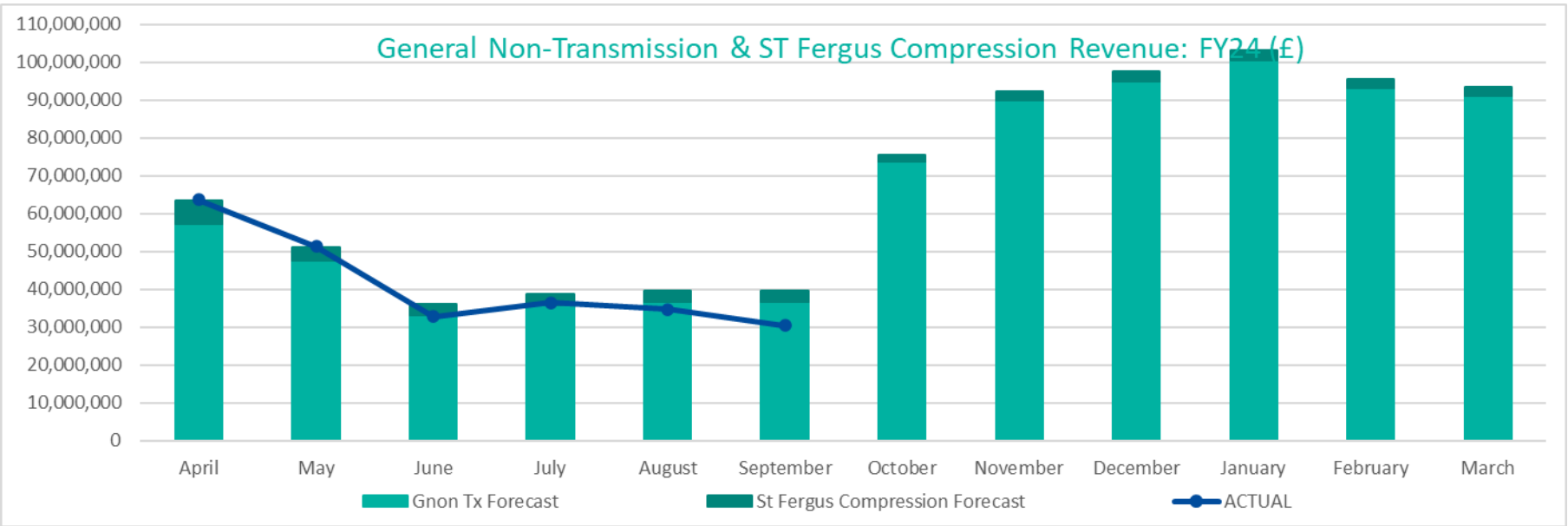
Forecast to Date (FY)	688,534,044,039
Actual to Date (FY)	621,325,280,526
Variance	-67,208,763,513 -10.8%



### Revenue (YTD)

Forecast to Date (FY)	£308.2m
Actual to Date (FY)	£236.4m
Variance	-£71.8m

# General Non-Transmission & St Fergus Compression Revenue FY24 – at September 2023



Revenue (YTD)	
Forecast to Date (FY)	£269.2m
Actual to Date (FY)	£249.7m
Variance	-£19.5m

# Contacts

## Colin Williams

Charging & Revenue Manager

[colin.williams@nationalgas.com](mailto:colin.williams@nationalgas.com)

## Dave Bayliss

Revenue Lead

[dave.bayliss@nationalgas.com](mailto:dave.bayliss@nationalgas.com)

## Kieran McGoldrick

Senior Charging Officer

[kieran.mcgoldrick@nationalgas.com](mailto:kieran.mcgoldrick@nationalgas.com)

## General Questions

---

### General Regulatory Change Queries

[box.gsoconsultations@nationalgrid.com](mailto:box.gsoconsultations@nationalgrid.com)

### General Charging Queries

[box.NTSGasCharges@nationalgrid.com](mailto:box.NTSGasCharges@nationalgrid.com)

### General Capacity Queries

[box.capacityauctions@nationalgrid.com](mailto:box.capacityauctions@nationalgrid.com)

**Thank you**

