

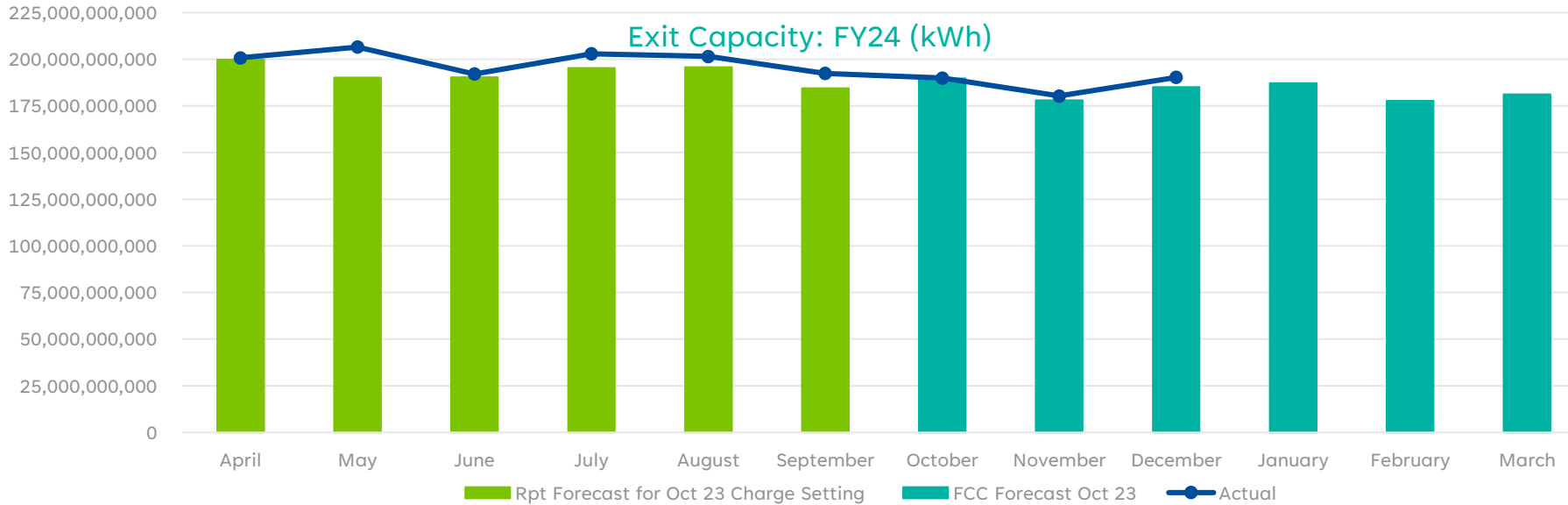


# FY24 Capacity and Revenue Monitoring – Monthly Update

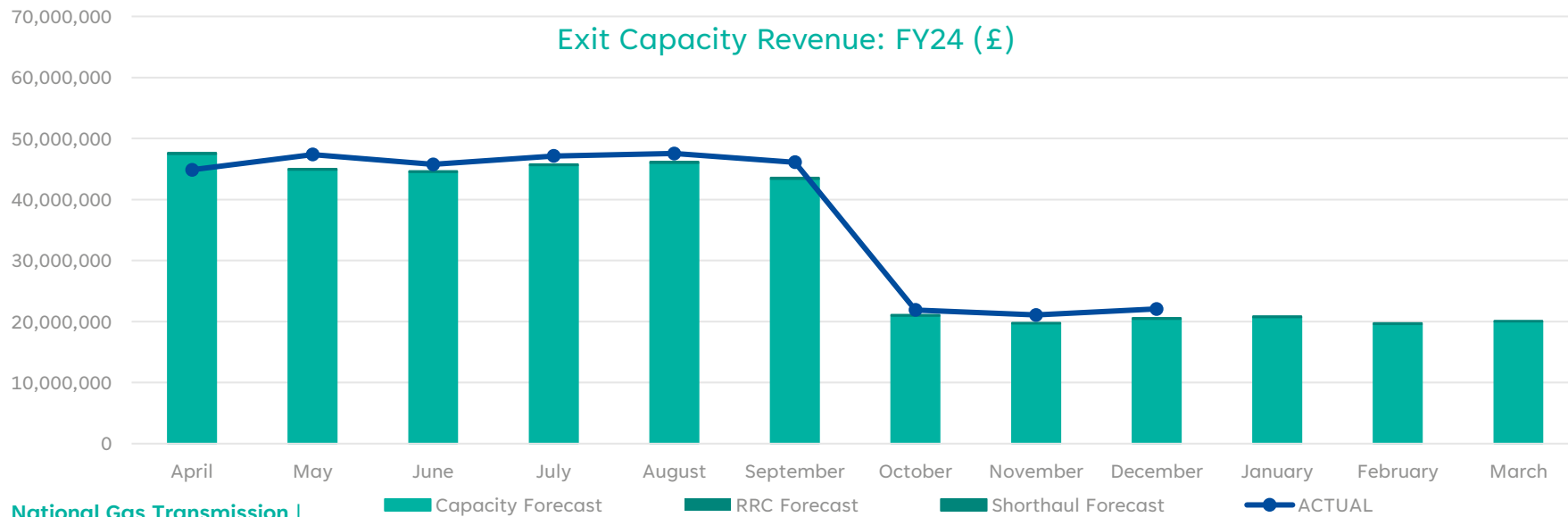
February 2024 FY24 P9



# Exit Capacity & Revenue FY24 – at December 2023

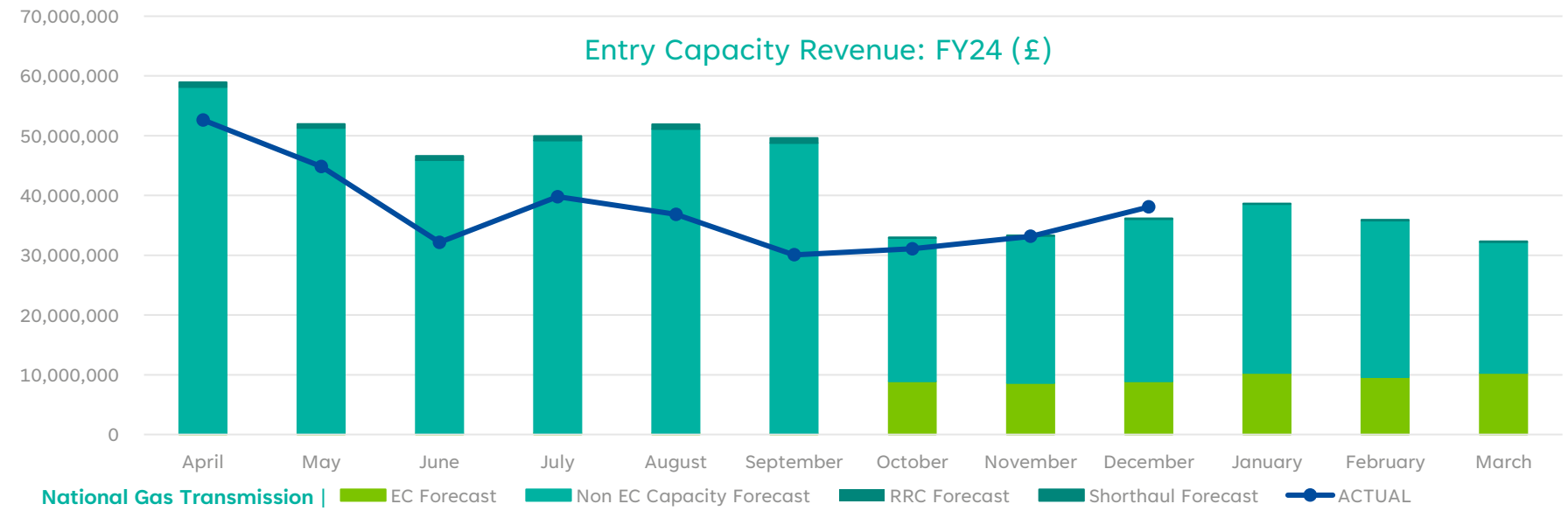
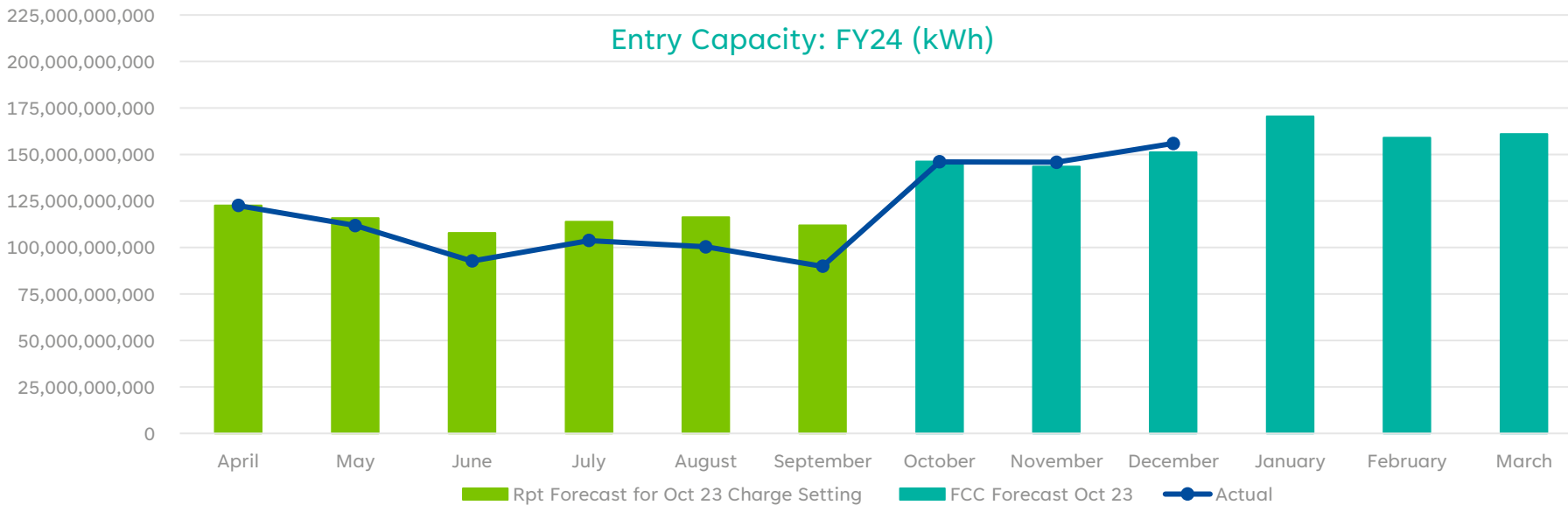


Capacity (YTD)	
Forecast to Date (FY)	1,709,070,688,144
Actual to Date (FY)	1,757,114,463,219
Variance	48,043,775,075 2.7%



Revenue (YTD)	
Forecast to Date (FY)	£334.5m
Actual to Date (FY)	£343.7m
Variance	£9.3m

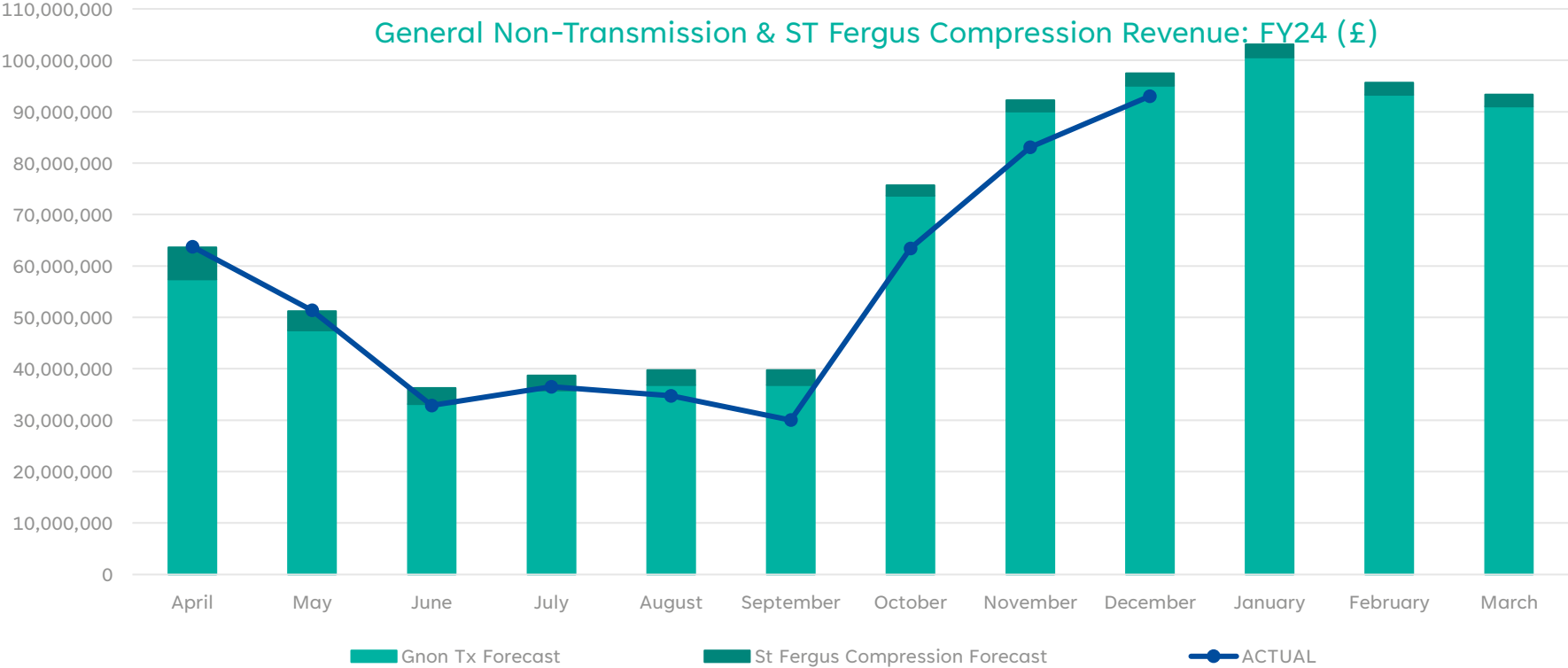
# Entry Capacity & Revenue FY24 – at December 2023



Capacity (YTD)	
Forecast to Date (FY)	1,129,705,119,424
Actual to Date (FY)	1,069,217,755,412
Variance	-60,487,364,012 -5.7%

Revenue (YTD)	
Forecast to Date (FY)	£411.5m
Actual to Date (FY)	£338.7m
Variance	-£72.8m

# General Non-Transmission & St Fergus Compression Revenue FY24 – at December 2023



Revenue (YTD)	
Forecast to Date (FY)	£534.6m
Actual to Date (FY)	£488.7m
Variance	-£45.8m

# Contacts

**Colin Williams**

Charging & Revenue Manager

[colin.williams@nationalgas.com](mailto:colin.williams@nationalgas.com)

**Dave Bayliss**

Revenue Lead

[dave.bayliss@nationalgas.com](mailto:dave.bayliss@nationalgas.com)

**Kieran McGoldrick**

Senior Charging Officer

[kieran.mcgoldrick@nationalgas.com](mailto:kieran.mcgoldrick@nationalgas.com)

## General Questions

---

**General Regulatory Change Queries**

[box.gsoconsultations@nationalgrid.com](mailto:box.gsoconsultations@nationalgrid.com)

**General Charging Queries**

[box.NTSGasCharges@nationalgrid.com](mailto:box.NTSGasCharges@nationalgrid.com)

**General Capacity Queries**

[box.capacityauctions@nationalgrid.com](mailto:box.capacityauctions@nationalgrid.com)

Thank you

