

COR1360 NTS Exit Reform (Mod 0195AV)

UK-Link Committee

11th June 2009

‘Screen Pack’

Introduction

This document is a collection of the screens that will be introduced for the NTS Exit Reform system solution, phase 1 to be delivered in May/June 2010.

This is being presented to Users prior to sending for formal representation on 12th June 2009 to give Users an early view of the intended screens.

This screen pack is to be presented at the June 2009 UK-Link Committee for Shipper representations during June/July.

It is not intended that this document be used as a 'User Guide'. However, it is anticipated that training will be given in order to provide a connection from screens to processes at some point in the future.

Please note that the data and information contained within the included screenshots does not contain any 'actual' User data.

Contents

1. Maintain Overrun User Agreement *
2. Publish Invitation Reports
 - a) Capacity and Price Information Report
 - b) Request Window Details Report
3. Set Up User Preferences *
4. Capture Requests *
5. Application Request Information Report
6. Request Processing - Ad hoc Offer – Acceptance *
7. Accepted Ad hoc Offer Report
8. Sold/Unsold Report
9. Incremental Capacity Allocation Report
10. Requests/Users Report
11. Entitlement Report
12. Aggregate User Enduring Capacity Report
13. Capacity by Quantity Holder Report
14. Outstanding User Commitment Amount Report

Key: * = Requires User Data Entry

1. Maintain Overrun User Agreement

This screen allows the National Grid NTS user / External Users to Add, View and Modify the Overrun User Agreement(s).

This screen would be accessible to:

- i. National Grid NTS users
- ii. External Users who wish to become an Overrun User for a NTS Exit Point
- iii. Associated External Users
- iv. Any External Users who wish to view the details of Overrun Users at different NTS Exit Point(s)

The National Grid NTS user will have the ability to 'Approve' or 'Reject' the Overrun Agreement.

The following options would be available to External Users based on the access privileges mentioned above each contained screen shot:

- i. Add Overrun User Agreement
- ii. View Unapproved Overrun User Agreement
- iii. View Overrun User Agreement
- iv. Modify Overrun User Agreement
- v. View CSV/PDF Reports of the queried details

The screen shots for the each of the options are included below;

1.1 - Add Overrun User Agreement

This screen allows the National Grid users/External Users to add a new Overrun User Agreement.

External Users can only add their own Agreements, i.e. for the Locations in which they wish to become the Overrun User.

The External User who wishes to become an Overrun User will be able to select the Overrun Associated BA(s).

The screenshot shows a web browser window titled "Add Overrun User Agreement". The interface includes a top navigation bar with the GEMINI logo and a banner for "Smell Gas? Call free on 0800 111 999". Below the banner is a menu with options: Contract, Product, Trade, Deal, Constraints, Meter Details, Nominations, OCM, Measurements, Allocations, Invoice, and IMS. The user's session information is displayed as "User Name: IONT1301", "BA: TRA", and "User Role: IGMS013". The breadcrumb trail reads "You are here : Contract > Add Overrun User Agreement > Add".

The main form area is titled "Add Overrun User Agreement" and contains the following fields and controls:

- Overrun User BA Code*:** XXX
- Overrun User BA Abbr. Name*:** XXX
- Overrun User BA Name*:** XXX
- Location*:** A dropdown menu currently showing "ABERDEENOT".
- Overrun Associated BA*:** A list management section with two columns: "Available" and "Selected".
 - The "Available" list contains: WWW, XXXX, ZZZ.
 - The "Selected" list contains: WWW, ZZZ.
 - Buttons for "Add" and "Remove" are positioned between the two lists.
- Effective Start Date*:** A date picker set to "01-Oct-2011".
- Effective End Date:** An empty date picker.

At the bottom right of the form are three buttons: "Save", "Cancel", and "Clear". The system status bar at the bottom left shows the date and time "06-Mar-2009 10:23:42", and the bottom right shows "Local intranet".

1.2 - View Unapproved Overrun User Agreement

This screen allows the user to view the Unapproved Overrun User Agreements. The External Users (Overrun Users) who have created an Overrun agreement can only view their data and can modify the Unapproved Agreements. Other External Users who have not placed an Overrun User Agreement request will have access to this screen, but will get 'No Data Found' for their query criteria plus they will not be allowed to modify any records.

The screenshot shows a web browser window titled "View Unapproved Overrun User Agreement - Microsoft Internet Explorer". The page header includes the GEMINI logo and a navigation menu with items like Contract, Product, Trade, Deal, Constraints, Meter Details, Nominations, OCM, Measurements, Allocations, and Invoice. Below the menu, there is a user information section showing "User Name: IONT1301" and "User Role: IGMS013". The main content area is titled "View Unapproved Overrun User Agreement" and contains a search form with fields for "BA Code", "BA Abbr.Name", "BA Name", "Location", "Period From", and "Period To". Below the search form is a table with the following data:

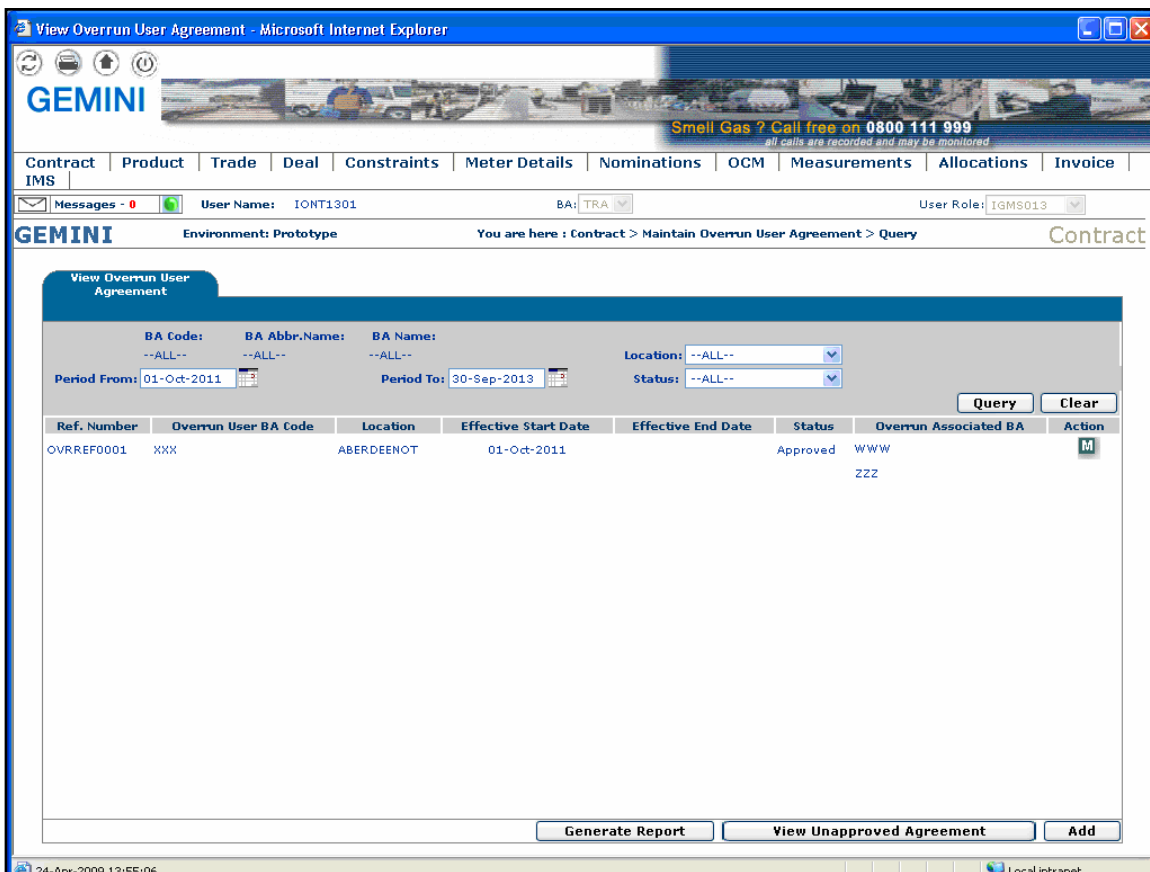
Ref. Number	Overrun User BA Code	Location	Effective Start Date	Effective End Date	Overrun Associated BA	Action
OVRREF0002	XXX	BALGRAYOT	01-Oct-2012		WWW 222	M

At the bottom of the table area, there is a "Cancel" button. The browser's status bar at the bottom shows the date and time "24-Nov-2009 13:44:41" and the network "Local intranet".

1.3 - View Overrun User Agreement

This screen allows the user to view the Approved/Rejected Overrun User Agreements in the following conditions:

- i. If the External User is an Overrun User at that NTS Exit Point, they will be able to view the Overrun Associated BA's tagged within their agreement as well as all other Overrun Users associated with other NTS Exit Points.
- ii. If the External User is an Overrun Associated BA at that NTS Exit Point, they will be able to view the Overrun User to whom they are associated and all other Overrun Users associated with other NTS Exit Points.
- iii. If the External User is neither an Overrun User nor an Overrun Associated BA at any NTS Exit Point then they will be able to view only the details of all the Overrun Users associated with the NTS Exit Points and not the Overrun User Associated BA to the Agreement details.



The screenshot shows the 'View Overrun User Agreement' screen in a Microsoft Internet Explorer browser. The page header includes the GEMINI logo and a navigation menu with items like Contract, Product, Trade, Deal, Constraints, Meter Details, Nominations, OCM, Measurements, Allocations, and Invoice. Below the navigation menu, there is a user information section showing 'User Name: IONT1301', 'BA: TRA', and 'User Role: IGMS013'. The main content area is titled 'View Overrun User Agreement' and contains a search form with fields for 'BA Code', 'BA Abbr. Name', 'BA Name', 'Location', 'Period From', 'Period To', and 'Status'. Below the search form is a table with the following data:

Ref. Number	Overrun User BA Code	Location	Effective Start Date	Effective End Date	Status	Overrun Associated BA	Action
OVRREF0001	XXX	ABERDEENOT	01-Oct-2011		Approved	WWW ZZZ	M

At the bottom of the screen, there are buttons for 'Generate Report', 'View Unapproved Agreement', and 'Add'.

View Overrun User Agreement - Microsoft Internet Explorer

GEMINI Smell Gas ? Call free on 0800 111 999
all calls are recorded and may be monitored

Contract | Product | Trade | Deal | Constraints | Meter Details | Nominations | OCM | Measurements | Allocations | Invoice | IMS

Messages - 0 | User Name: IONT1301 | BA: TRA | User Role: IGM5013

GEMINI Environment: Prototype You are here : Contract > Maintain Overrun User Agreement > Query Contract

View Overrun User Agreement

BA Code: --ALL-- | BA Abbr.Name: --ALL-- | BA Name: --ALL-- | Location: --ALL--
 Period From: 01-Oct-2011 | Period To: 30-Sep-2013 | Status: --ALL--

Query Clear

Ref. Number	Overrun User BA Code	Location	Effective Start Date	Effective End Date	Status	Overrun Associated BA	Action
OVRREF002	XXX	BALGRAYOT	01-Oct-2012		Rejected		

Generate Report View Unapproved Agreement Add

13:51:3 Local Intranet

1.4 - Modify Overrun User Agreement

This screen allows the user to modify an Overrun User Agreement. External Users (who have requested an Overrun User Agreement – to become an Overrun User) can modify only their own Unapproved Agreements details.

Modify Overrun User Agreement

Ref. Number: OVRREF0001

Overrun User BA Code: XXX Overrun User BA Abbr. Name: XXX Overrun User BA Name: XXX

Location*: ABERDEENOT

Overrun Associated BA*:

Available		Selected
WWW	Add	WWW
XXX		ZZZ
ZZZ	Remove	

Effective Start Date*: 01-Oct-2011

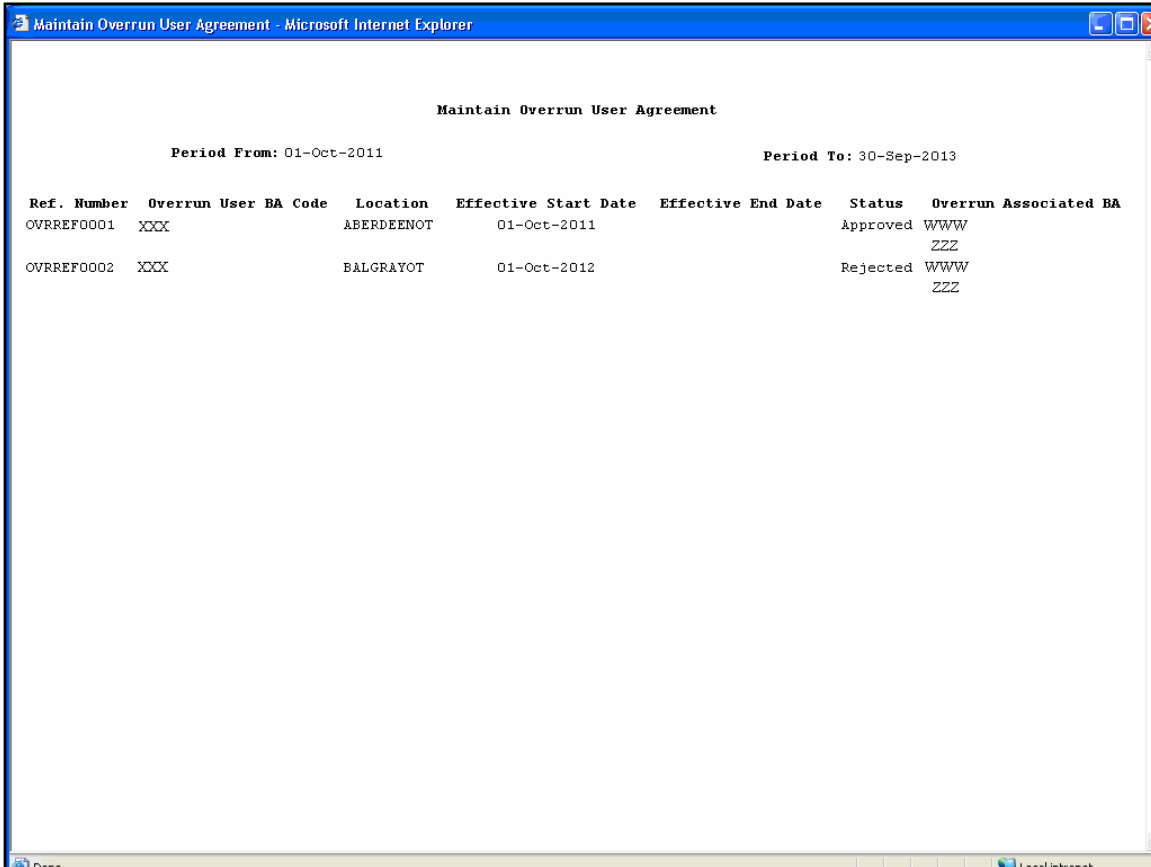
Effective End Date*: 01-Oct-2012

Remarks*: Modifying Overrun Agreement

Save Cancel Reset

1.4.1 - Overrun User Agreement - PDF Report

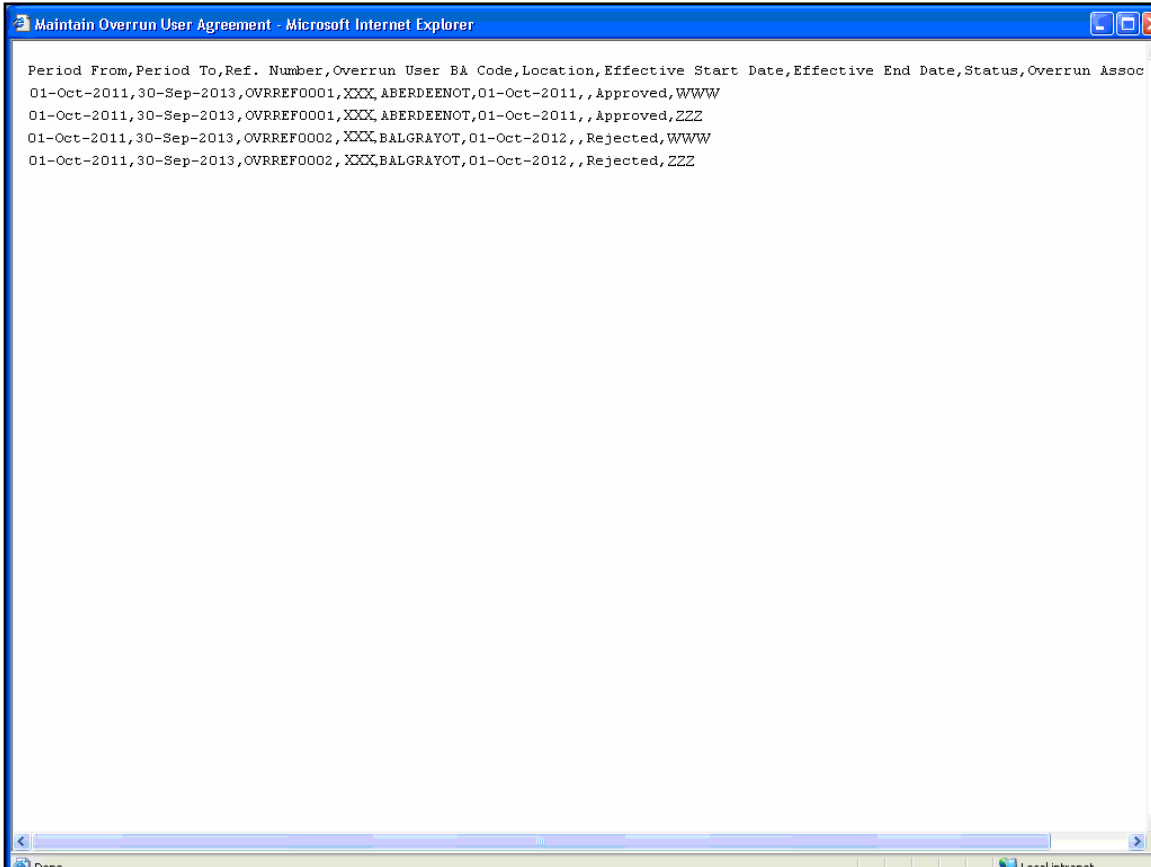
This PDF report displays the Overrun User Agreements based on the query criteria selected in the 'View Overrun User Agreement' screen (Ref 1.3).



Ref. Number	Overrun User	BA Code	Location	Effective Start Date	Effective End Date	Status	Overrun Associated BA
OVRREF0001	XXX		ABERDEENOT	01-Oct-2011		Approved	WWW ZZZ
OVRREF0002	XXX		BALGRAYOT	01-Oct-2012		Rejected	WWW ZZZ

1.4.2 - Overrun User Agreement – CSV Report

This CSV report displays the Overrun User Agreements based on the query criteria selected in the 'View Overrun User Agreement' screen (Ref 1.3).



The screenshot shows a browser window with the title 'Maintain Overrun User Agreement - Microsoft Internet Explorer'. The main content area displays a CSV report with the following data:

Period From	Period To	Ref. Number	Overrun User	BA Code	Location	Effective Start Date	Effective End Date	Status	Overrun Assoc
01-Oct-2011	30-Sep-2013	OVRREF0001	XXX	ABERDEENOT		01-Oct-2011		Approved	WWW
01-Oct-2011	30-Sep-2013	OVRREF0001	XXX	ABERDEENOT		01-Oct-2011		Approved	ZZZ
01-Oct-2011	30-Sep-2013	OVRREF0002	XXX	BALGRAYOT		01-Oct-2012		Rejected	WWW
01-Oct-2011	30-Sep-2013	OVRREF0002	XXX	BALGRAYOT		01-Oct-2012		Rejected	ZZZ

Maintain Overrun User Agreement - Microsoft Internet Explorer

From	Period To	Ref. Number	Overrun User BA Code	Location	Effective Start Date	Effective End Date	Status	Overrun Associated BA
-2011	30-Sep-2013	OVREF0001	XXX	ABERDEENOT	01-Oct-2011		Approved	WWW
-2011	30-Sep-2013	OVREF0001	XXX	ABERDEENOT	01-Oct-2011		Approved	ZZZ
-2011	30-Sep-2013	OVREF0002	XXX	BALGRAYOT	01-Oct-2012		Rejected	WWW
-2011	30-Sep-2013	OVREF0002	XXX	BALGRAYOT	01-Oct-2012		Rejected	ZZZ

2. Publish Invitation Reports

a) Capacity and Price Information Report

The 'Capacity and Price Information Report' displays for each Location, the Capacity Offered for an instance of Method of Sale (MoS), along with the Indicative and/or Actual Price.

This report is applicable only for Enduring (Annual and Ad hoc Increase) and Annual NTS Exit Flat Capacity Applications.

This report can be accessed by all External Users (Shippers, DNO Users and Overrun Users) and National Grid users.

The following options are provided as part of this report

- i. View CSV/PDF Reports

The screen shots are provided below;

Enduring (Annual) NTS Exit Flat Capacity Application

2a.1 - View Capacity and Price Information Report

Publish Invitation - Capacity & Price Information - Microsoft Internet Explorer
GEMINI Smell Gas ? Call free on 0800 111 999
all calls are recorded and may be monitored

Contract | Product | Trade | Deal | Constraints | Meter Details | Nominations | OCM | Measurements | Allocations | Invoice |

Messages - 0 | User Name: IONT1301 | BA: TRA | User Role: IGMS013

GEMINI Environment: Prototype You are here : Product > Publish Invitation > Capacity & Price Information Product

Capacity & Price Information

Product*: NTS EXIT FLAT CAPACITY FIRM PRIMARY Method of Sale: ENEXFLAT

Earliest Increase Start Date: 01-Oct-2015 Earliest Decrease Start Date: 01-Oct-2012 Request Window Period*: 01-Jul-2012 08:00:00 to 31-Jul-2012 17:00:00

Location*: ABERDEENOT BALGRAYOT BPGRNGEMOUTHPS Indicative Pricing Period*: 01-Oct-2015 to 30-Sep-2016 01-Oct-2016 to 30-Sep-2017 01-Oct-2017 to 30-Sep-2018

Query Clear

Location	Indicative Pricing Period	Available Unsold Capacity (kWh)	Indicative Price (kWh)	Actual Pricing Period (p/kWh)	Actual Price (p/kWh)
ABERDEENOT	01-Oct-2015 to 30-Sep-2016	10,000,000	0.0125	01-Oct-2015 to 31-Mar-2016	-
ABERDEENOT	01-Oct-2015 to 30-Sep-2016	10,000,000	0.0125	01-Oct-2016 to 30-Sep-2017	-
ABERDEENOT	01-Oct-2016 to 30-Sep-2017	10,000,000	0.0125	01-Oct-2017 to 30-Sep-2018	-
ABERDEENOT	01-Oct-2016 to 30-Sep-2017	10,000,000	0.0125	01-Oct-2018 to 30-Sep-2019	-
ABERDEENOT	01-Oct-2017 to 30-Sep-2018	10,000,000	0.0125	01-Oct-2019 to 30-Sep-2020	-
ABERDEENOT	01-Oct-2018 to 30-Sep-2019	10,000,000	0.0125	01-Oct-2020 to 30-Sep-2021	-

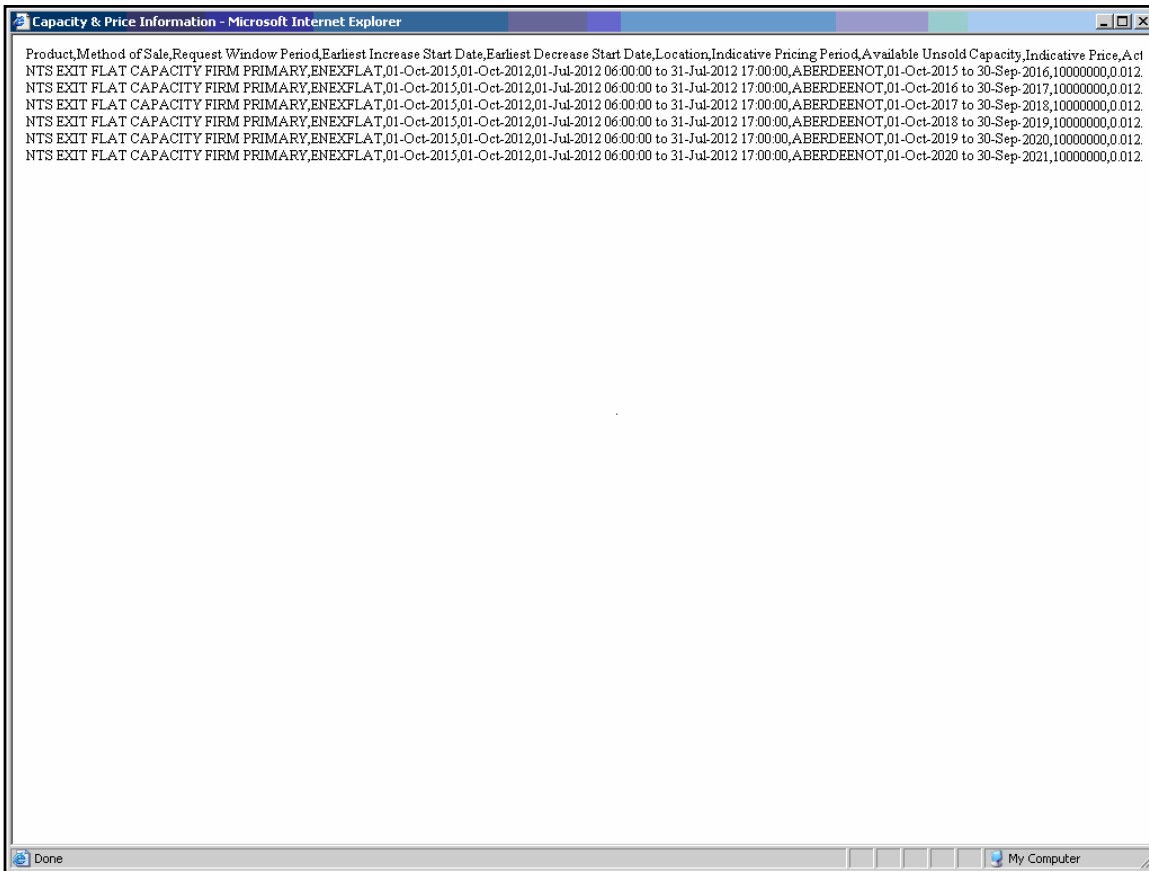
Generate Report

20-May-2009 12:27:01 My Computer

2a.1.1 - Capacity and Price Information - PDF Format

Capacity & Price Information						
Product: NTS EXIT FLAT CAPACITY FIRM PRIMARY			Method of Sale: ENEXFLAT			
Earliest Increase Start Date: 01-Oct-2015			Earliest Decrease Start Date: 01-Oct-2012			
Request Window Period: 01-Jul-2012 08:00:00 to 31-Jul-2012 17:00:00						
Location	Indicative Pricing Period	Available Unsold Capacity (kWh)	Indicative Price(p/kWh)	Actual Pricing Period	Actual Price (p/kWh)	
ABERDEENOT	01-Oct-2015 to 30-Sep-2016	10,000,000	0.0125	01-Oct-2015 to 30-Mar-2016	-	
ABERDEENOT	01-Oct-2016 to 30-Sep-2017	10,000,000	0.0125	01-Jan-2017 to 30-Sep-2017	-	
ABERDEENOT	01-Oct-2017 to 30-Sep-2018	10,000,000	0.0125	01-Oct-2017 to 30-Sep-2018	-	
ABERDEENOT	01-Oct-2018 to 30-Sep-2019	10,000,000	0.0125	01-Oct-2018 to 30-Sep-2019	-	
ABERDEENOT	01-Oct-2019 to 30-Sep-2020	10,000,000	0.0125	01-Oct-2019 to 30-Sep-2020	-	
ABERDEENOT	01-Oct-2020 to 30-Sep-2021	10,000,000	0.0125	01-Oct-2020 to 30-Sep-2021	-	

2a.1.2 - Capacity and Price Information Report - CSV Format



The screenshot shows a browser window with the title "Capacity & Price Information - Microsoft Internet Explorer". The main content area displays a CSV report with the following data:

Product	Method of Sale	Request Window Period	Earliest Increase Start Date	Earliest Decrease Start Date	Location	Indicative Pricing Period	Available Unsold Capacity	Indicative Price	Act
NTS EXIT FLAT CAPACITY FIRM PRIMARY	ENEXFLAT	01-Oct-2015,01-Oct-2012	01-Jul-2012 06:00:00	31-Jul-2012 17:00:00	ABERDEEN	01-Oct-2015 to 30-Sep-2016	10000000	0.012	
NTS EXIT FLAT CAPACITY FIRM PRIMARY	ENEXFLAT	01-Oct-2015,01-Oct-2012	01-Jul-2012 06:00:00	31-Jul-2012 17:00:00	ABERDEEN	01-Oct-2016 to 30-Sep-2017	10000000	0.012	
NTS EXIT FLAT CAPACITY FIRM PRIMARY	ENEXFLAT	01-Oct-2015,01-Oct-2012	01-Jul-2012 06:00:00	31-Jul-2012 17:00:00	ABERDEEN	01-Oct-2017 to 30-Sep-2018	10000000	0.012	
NTS EXIT FLAT CAPACITY FIRM PRIMARY	ENEXFLAT	01-Oct-2015,01-Oct-2012	01-Jul-2012 06:00:00	31-Jul-2012 17:00:00	ABERDEEN	01-Oct-2018 to 30-Sep-2019	10000000	0.012	
NTS EXIT FLAT CAPACITY FIRM PRIMARY	ENEXFLAT	01-Oct-2015,01-Oct-2012	01-Jul-2012 06:00:00	31-Jul-2012 17:00:00	ABERDEEN	01-Oct-2019 to 30-Sep-2020	10000000	0.012	
NTS EXIT FLAT CAPACITY FIRM PRIMARY	ENEXFLAT	01-Oct-2015,01-Oct-2012	01-Jul-2012 06:00:00	31-Jul-2012 17:00:00	ABERDEEN	01-Oct-2020 to 30-Sep-2021	10000000	0.012	

The browser window also shows a status bar at the bottom with "Done" and "My Computer" icons.

Capacity & Price Information - Microsoft Internet Explorer

Increase	Start Date	Earliest Decrease	Start Date	Location	Indicative Pricing Period	Available Unsold Capacity (KWh)	Indicative Price (P/KWh)	Actual Pricing Period	Actual Price (P/KWh)	
ENEXFLAT	01-Oct-2015	01-Oct-2012	01-Jul-2012	06:00:00 to 31-Jul-2012	17:00:00	ABERDEENOT	01-Oct-2015 to 30-Sep-2016	1,000,000,0.0125	01-Oct-2015 to 31-Mar-2016	-
ENEXFLAT	01-Oct-2015	01-Oct-2012	01-Jul-2012	06:00:00 to 31-Jul-2012	17:00:00	ABERDEENOT	01-Oct-2016 to 30-Sep-2017	1,000,000,0.0125	01-Oct-2016 to 30-Sep-2017	-
ENEXFLAT	01-Oct-2015	01-Oct-2012	01-Jul-2012	06:00:00 to 31-Jul-2012	17:00:00	ABERDEENOT	01-Oct-2017 to 30-Sep-2018	1,000,000,0.0125	01-Oct-2017 to 30-Sep-2018	-
ENEXFLAT	01-Oct-2015	01-Oct-2012	01-Jul-2012	06:00:00 to 31-Jul-2012	17:00:00	ABERDEENOT	01-Oct-2018 to 30-Sep-2019	1,000,000,0.0125	01-Oct-2018 to 30-Sep-2019	-
ENEXFLAT	01-Oct-2015	01-Oct-2012	01-Jul-2012	06:00:00 to 31-Jul-2012	17:00:00	ABERDEENOT	01-Oct-2019 to 30-Sep-2020	1,000,000,0.0125	01-Oct-2019 to 30-Sep-2020	-
ENEXFLAT	01-Oct-2015	01-Oct-2012	01-Jul-2012	06:00:00 to 31-Jul-2012	17:00:00	ABERDEENOT	01-Oct-2020 to 30-Sep-2021	1,000,000,0.0125	01-Oct-2020 to 30-Sep-2021	-

Done My Computer

Enduring (Ad hoc Increase) NTS Exit Flat Capacity Application

2a.2 - View Capacity and Price Information Report

Microsoft Internet Explorer - Publish Invitation - Capacity & Price Information

GEMINI Smell Gas ? Call free on 0800 141 999
all calls are recorded and may be monitored

Contract | Product | Trade | Deal | Constraints | Meter Details | Nominations | OCM | Measurements | Allocations | Invoice | IMS

Messages - 0 | User Name: IONT1301 | BA: TRA | User Role: IGMS013

GEMINI Environment: Prototype | You are here : Product > Publish Invitation > Capacity & Price Information | Product

Capacity & Price Information

Product*: NTS EXIT FLAT CAPACITY FIRM PRIMARY | Method of Sale: AIENEXFLAT

Earliest Increase Start Date: 01-Oct-2015 | Earliest Decrease Start Date: 01-Oct-2012 | Request Window Period*: 01-Oct-2012 08:00:00 to 30-Jun-2013 17:00:00

Location*: ABERDEENOT | Indicative Pricing Period*: 01-Oct-2012 to 31-Oct-2012

BALGRAYOT | 01-Nov-2012 to 30-Nov-2012

BPGRNGEMOUTHPS | 01-Dec-2012 to 31-Dec-2012

Query | Clear

Location	Indicative Pricing Period	Available Unsold Capacity (kWh)	Indicative Price (kWh)	Actual Pricing Period (p/kWh)	Actual Price (p/kWh)
ABERDEENOT	01-Oct-2012 to 30-Sep-2012	-	0.0125	01-Oct-2012 to 30-Sep-2012	-
ABERDEENOT	01-Mar-2012 to 30-Mar-2012	-	0.0125	01-Mar-2012 to 30-Mar-2012	-
ABERDEENOT	01-Dec-2012 to 31-Dec-2012	-	0.0125	01-Dec-2012 to 31-Dec-2012	-

Generate Report

12:54:18 | My Computer

2a.2.1 - Capacity and Price Information Report - PDF Format

Capacity & Price Information - Microsoft Internet Explorer

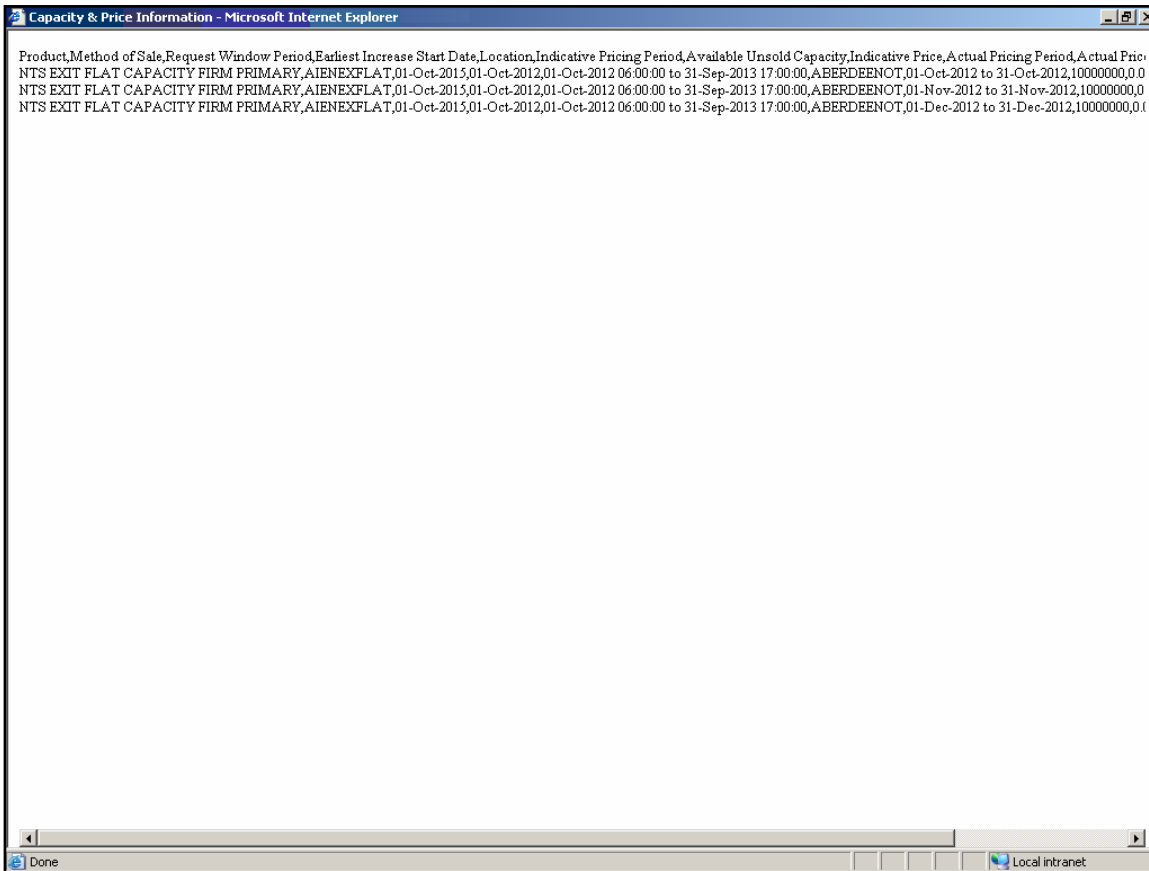
Capacity & Price Information

Product: NTS EXIT FLAT CAPACITY FIRM PRIMARY
Method of Sale: AIENEXFLAT
Earliest Increase Start Date: 01-Oct-2015
Request Window Period: 01-Oct-2012 08:00:00 to 30-Sep-2013 17:00:00

Location	Indicative Pricing Period	Available Unsold Capacity (kWh)	Indicative Price(p/kWh)	Actual Pricing Period	Actual Price (p/kWh)
ABERDEENOT	01-Oct-2012 to 31-Oct-2012	-	0.0125	01-Oct-2012 to 31-Oct-2012	-
ABERDEENOT	01-Nov-2012 to 30-Nov-2012	-	0.0125	01-Nov-2012 to 30-Nov-2012	-
ABERDEENOT	01-Dec-2012 to 31-Dec-2012	-	0.0125	01-Dec-2012 to 31-Dec-2012	-

Done My Computer

2a.2.2 - Capacity and Price Information Report - CSV Format



Product	Method of Sale	Request Window Period	Earliest Increase Start Date	Location	Indicative Pricing Period	Available Unsold Capacity	Indicative Price	Actual Pricing Period	Actual Price
NTS EXIT FLAT CAPACITY FIRM PRIMARY, AIENEXFLAT		01-Oct-2015, 01-Oct-2012, 01-Oct-2012	06:00:00	01-Oct-2012	06:00:00 to 31-Sep-2013 17:00:00	ABERDEEN	01-Oct-2012 to 31-Oct-2012	10000000	0.0
NTS EXIT FLAT CAPACITY FIRM PRIMARY, AIENEXFLAT		01-Oct-2015, 01-Oct-2012, 01-Oct-2012	06:00:00	01-Oct-2012	06:00:00 to 31-Sep-2013 17:00:00	ABERDEEN	01-Nov-2012 to 31-Nov-2012	10000000	0.0

Capacity & Price Information - Microsoft Internet Explorer

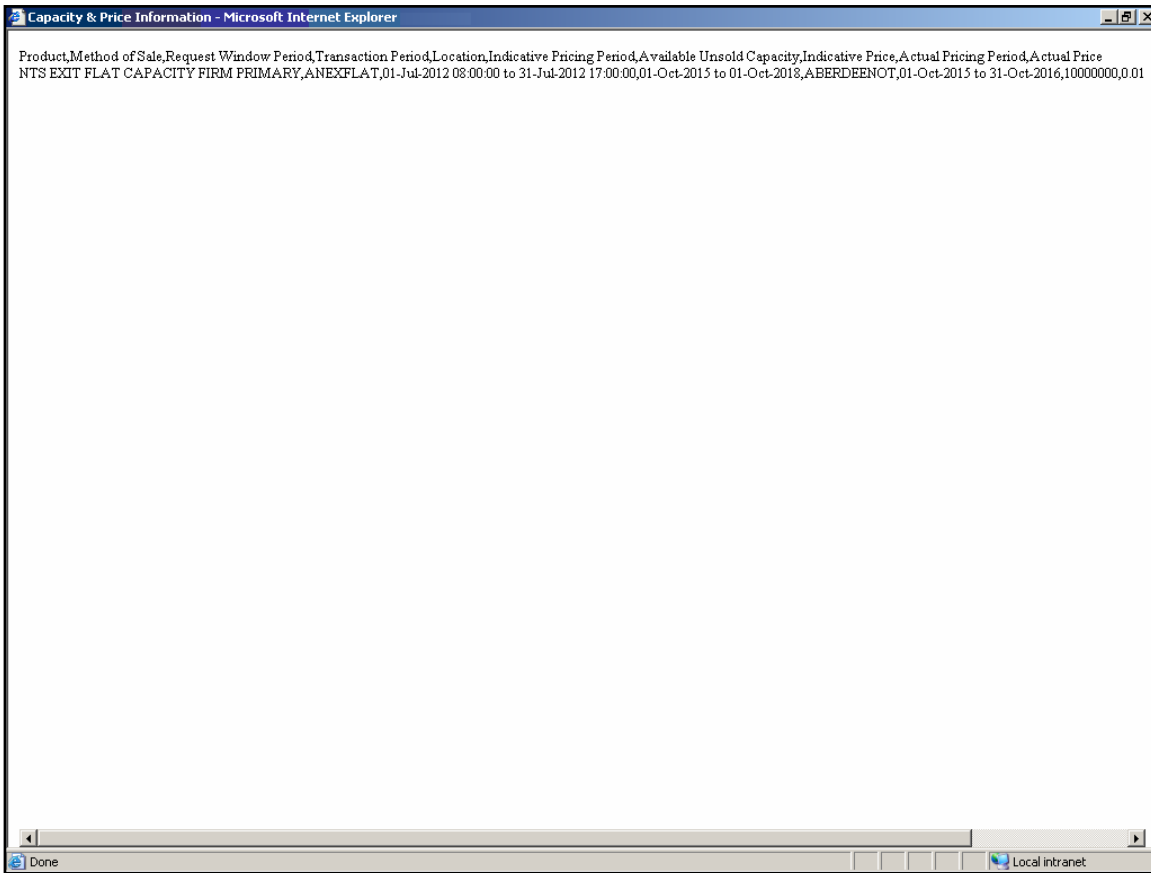
Window Period	Earliest Increase Start Date	Location	Indicative Pricing Period	Available Unsold Capacity	Indicative Price	Actual Pricing Period	Actual Price
PRIMARY,AIENEXFLAT	01-Oct-2015	01-Oct-2012	01-Oct-2012 06:00:00 to 31-Sep-2013 17:00:00	ABERDEENOT	01-Oct-2012 to 31-Oct-2012	10000000,0.0125	01-Oct-2012 to 31-Oct-2012,-
PRIMARY,AIENEXFLAT	01-Oct-2015	01-Oct-2012	01-Oct-2012 06:00:00 to 31-Sep-2013 17:00:00	ABERDEENOT	01-Nov-2012 to 31-Nov-2012	10000000,0.0125	01-Nov-2012 to 31-Nov-2012,-
PRIMARY,AIENEXFLAT	01-Oct-2015	01-Oct-2012	01-Oct-2012 06:00:00 to 31-Sep-2013 17:00:00	ABERDEENOT	01-Dec-2012 to 31-Dec-2012	10000000,0.0125	01-Dec-2012 to 31-Dec-2012,-

Done Local intranet

2a.3.1 - Capacity and Price Information Report - PDF Format

Capacity & Price Information					
Product: NTS EXIT FLAT CAPACITY FIRM PRIMARY			Method of Sale: ANEXFLAT		
Transaction Period: 01-Oct-2015 to 30-Sep-2018			Request Window Period: 01-Jul-2012 08:00:00 to 31-Jul-2012 17:00:00		
Location	Indicative Pricing Period	Available Unsold Capacity (kWh)	Indicative Price(p/kWh)	Actual Pricing Period	Actual Price (p/kWh)
ABERDEENOT	01-Oct-2015 to 30-Sep-2016	10,000,000	0.0125	01-Oct-2015 to 30-Sep-2016	-

2a.3.2 - Capacity and Price Information Report - CSV Format



2. Publish Invitation Reports

b) Request Window Details Report

The 'Request Window Details Report' displays the commencement and closure date as well as the time of the Request Window for an Instance of MoS.

This screen would be accessible to all External Users (Shippers, DNO Users, and Overrun Users) and National Grid users.

The following sub-functionality is available -

- i. View CSV and PDF reports of the queried details

The screen shots are provided below;

Enduring (Annual) NTS Exit Flat Capacity Application

2b.1 - View Request Window Details Report for 'Normal Application Window'

Request Window Details

Product*: NTS EXIT FLAT CAPACITY FIRM PRIMARY Method of Sale*: ENEXFLAT

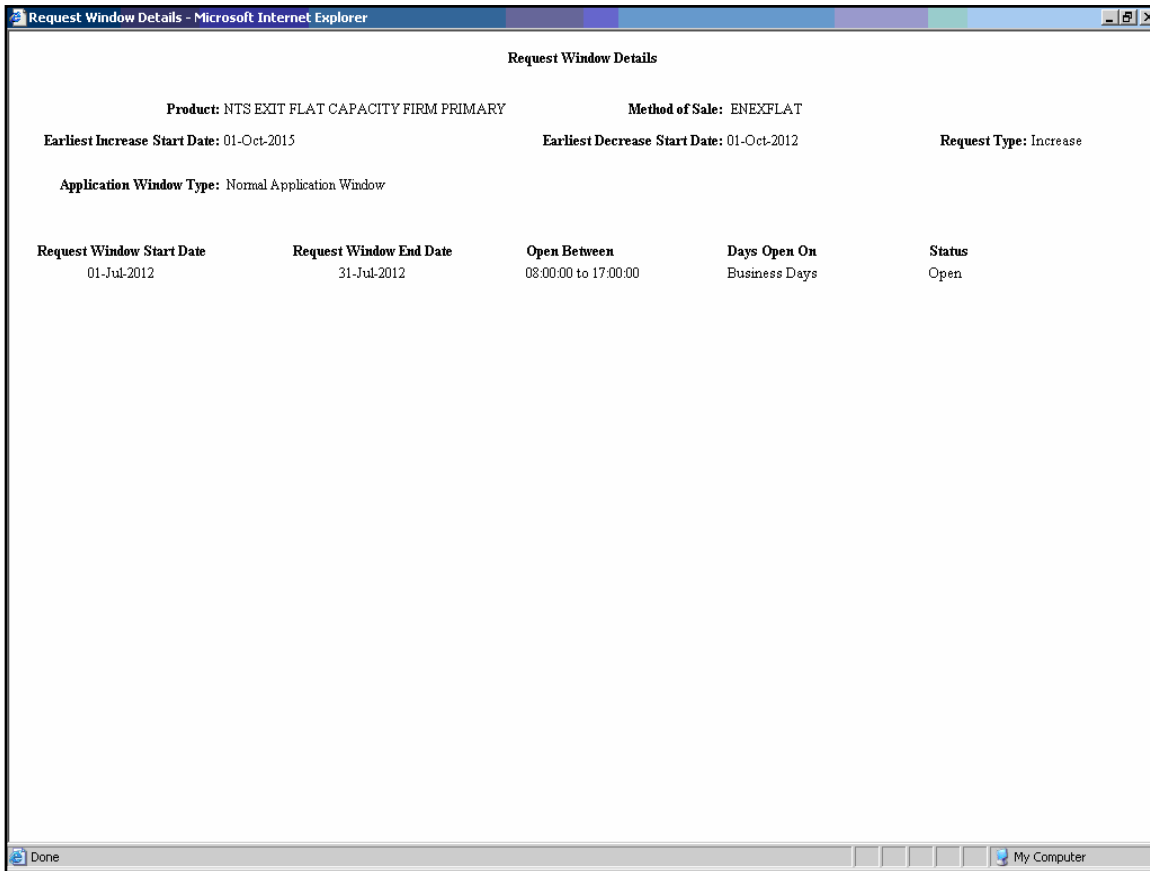
Earliest Increase Start Date: 01-Oct-2015 Earliest Decrease Start Date: 01-Oct-2012 Request Type*: Increase

Application Window Type*: Normal Application Window

Request Window Start Date	Request Window End Date	Open Between	Days Open On	Status
01-Jul-2012	31-Jul-2012	08:00:00 to 17:00:00	Business Days	Open

Generate Report

2b.1.1 - Request Window Details Report - PDF Format for 'Normal Application Window'



Request Window Details

Product: NTS EXIT FLAT CAPACITY FIRM PRIMARY **Method of Sale:** ENEXFLAT

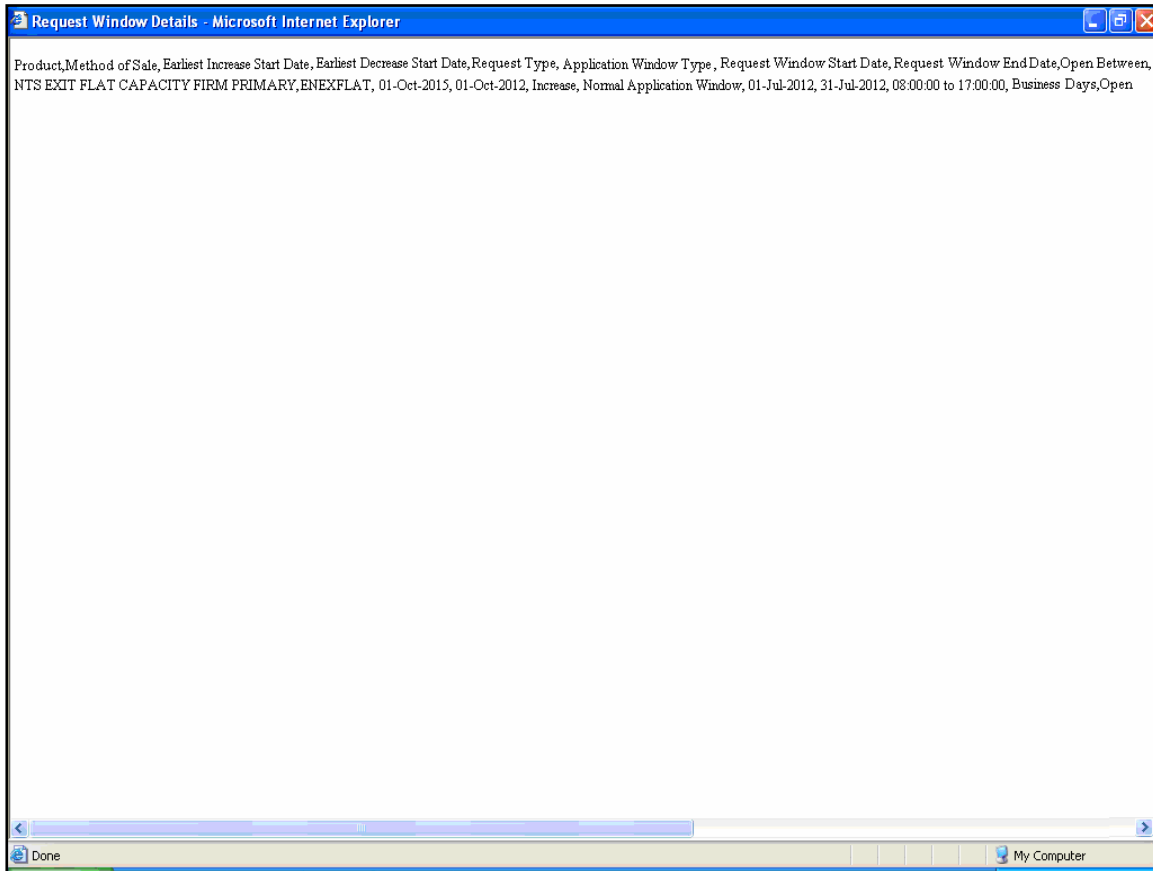
Earliest Increase Start Date: 01-Oct-2015 **Earliest Decrease Start Date:** 01-Oct-2012 **Request Type:** Increase

Application Window Type: Normal Application Window

Request Window Start Date	Request Window End Date	Open Between	Days Open On	Status
01-Jul-2012	31-Jul-2012	08:00:00 to 17:00:00	Business Days	Open

Done My Computer

2b.1.2 - Request Window Details Report - CSV Format for 'Normal Application Window'



2b.2 - View Request Window Details Report for 'DN Adjustment Window'

Request Window Details - Microsoft Internet Explorer

GEMINI Smell Gas ? Call free on 0800 111 999
all calls are recorded and may be monitored

Contract | Product | Trade | Deal | Constraints | Meter Details | Nominations | OCM | Measurements | Allocations | Invoice | IMS

Messages - 0 | User Name: IONT1301 | BA: TRA | User Role: IGMS013

GEMINI Environment: Prototype You are here : Product > Publish Reports > Request Window Details Details Product

Request Window Details

Product*: NTS EXIT FLAT CAPACITY FIRM PRIMARY Method of Sale*: ENEXFLAT

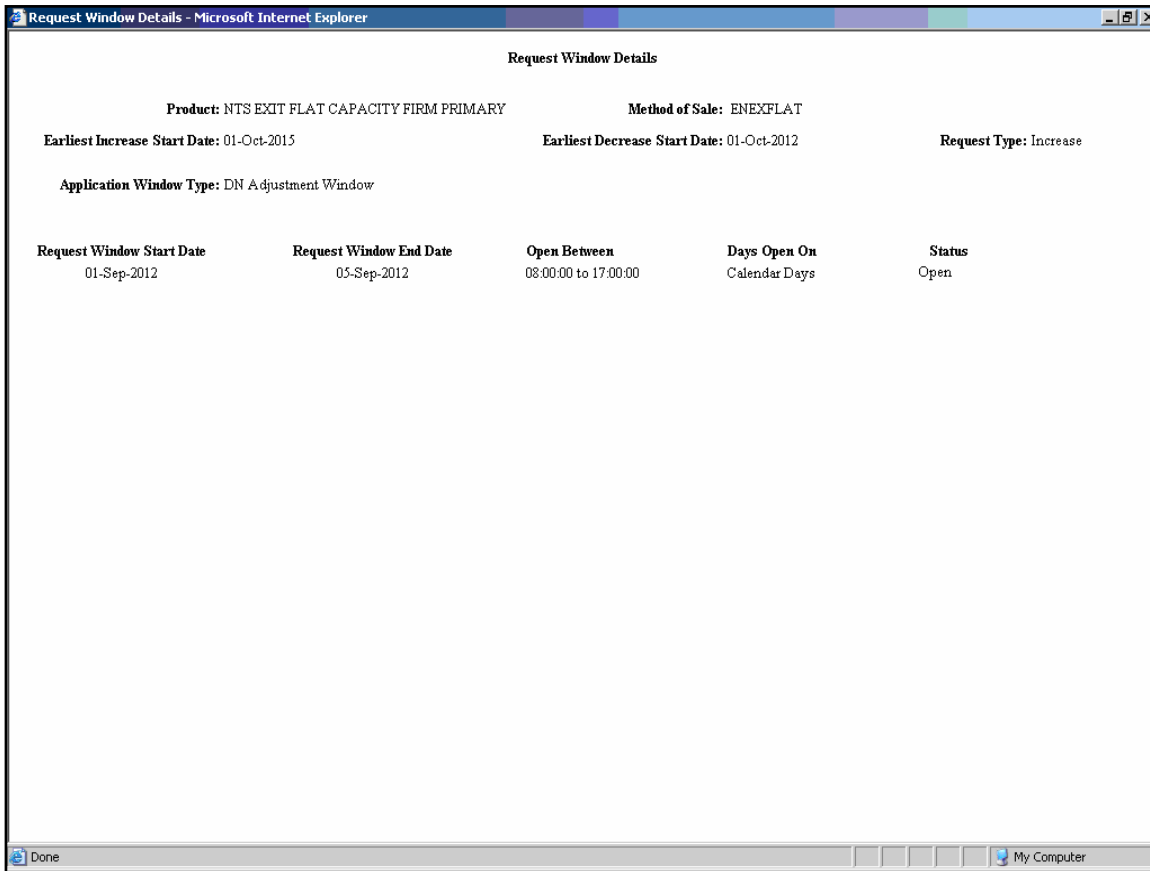
Earliest Increase Start Date: 01-Oct-2015 Earliest Decrease Start Date: 01-Oct-2012 Request Type*: Increase

Application Window Type*: DN Adjustment Window

Request Window Start Date	Request Window End Date	Open Between	Days Open On	Status
01-Sep-2012	05-Sep-2012	08:00:00 to 17:00:00	Calendar Days	Open

18:15:41 My Computer

2b.2.1 - Request Window Details Report - PDF Format for 'DN Adjustment Window'



The screenshot shows a web browser window titled "Request Window Details - Microsoft Internet Explorer". The main content area displays the following information:

Request Window Details

Product: NTS EXIT FLAT CAPACITY FIRM PRIMARY **Method of Sale:** ENEXFLAT

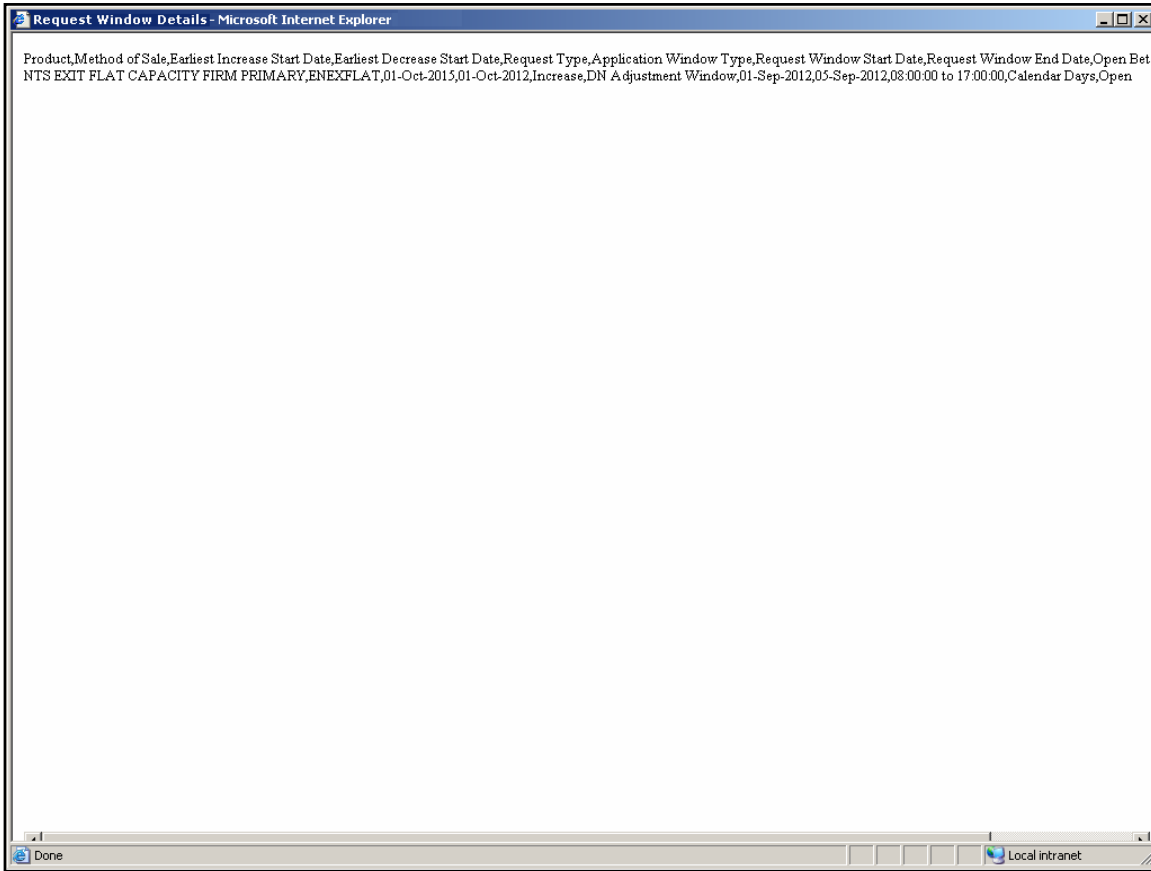
Earliest Increase Start Date: 01-Oct-2015 **Earliest Decrease Start Date:** 01-Oct-2012 **Request Type:** Increase

Application Window Type: DN Adjustment Window

Request Window Start Date	Request Window End Date	Open Between	Days Open On	Status
01-Sep-2012	05-Sep-2012	08:00:00 to 17:00:00	Calendar Days	Open

The browser's status bar at the bottom shows "Done" on the left and "My Computer" on the right.

2b.2.2 - Request Window Details Report - CSV Format for 'DN Adjustment Window'





Enduring (Ad hoc Increase) NTS Exit Flat Capacity Application

2b.3 - View Request Window Details Report

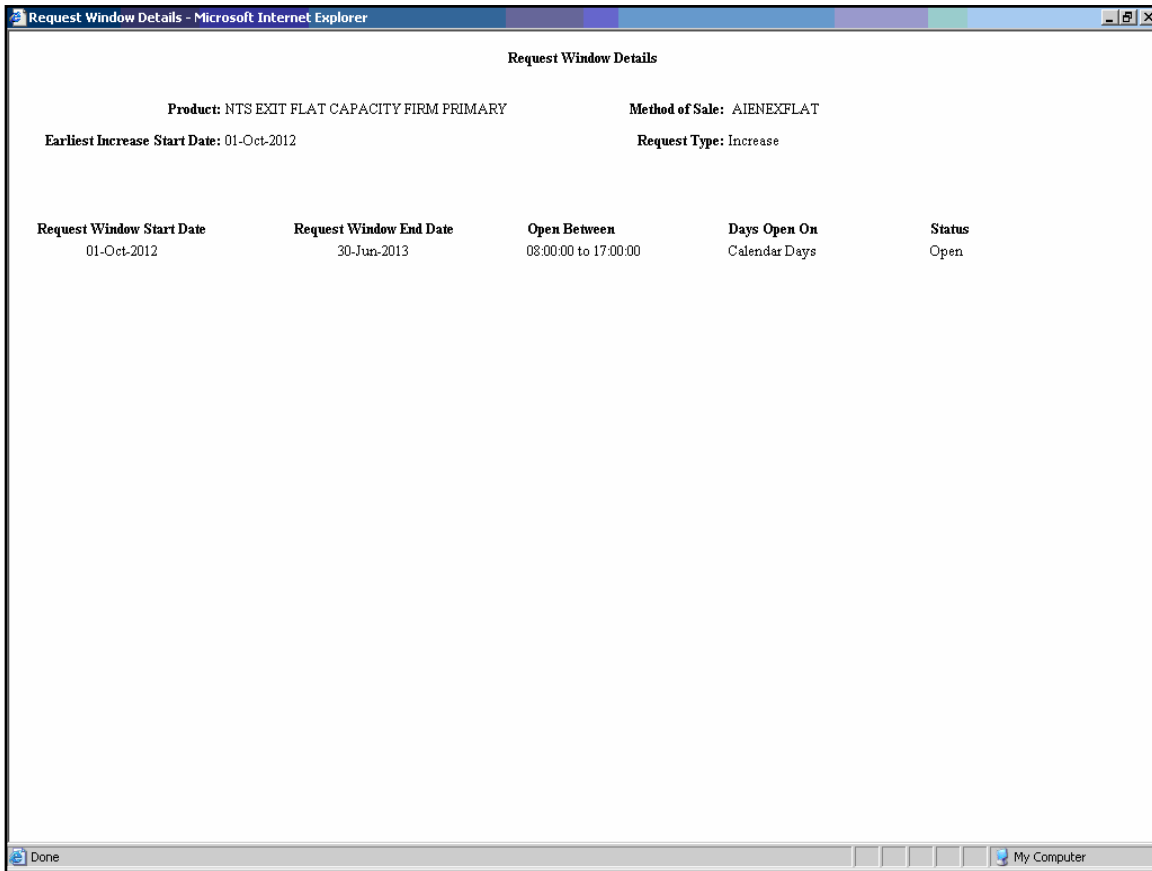
Request Window Details

Product*: NTS EXIT FLAT CAPACITY FIRM PRIMARY Method of Sale*: AIENEXFLAT

Earliest Increase Start Date: 01-Oct-2015 Request Type: Increase

Request Window Start Date	Request Window End Date	Open Between	Days Open On	Status
01-Oct-2012	30-Jun-2013	08:00:00 to 17:00:00	Calendar Days	Open

2b.3.1 - Request Window Details Report - PDF Format



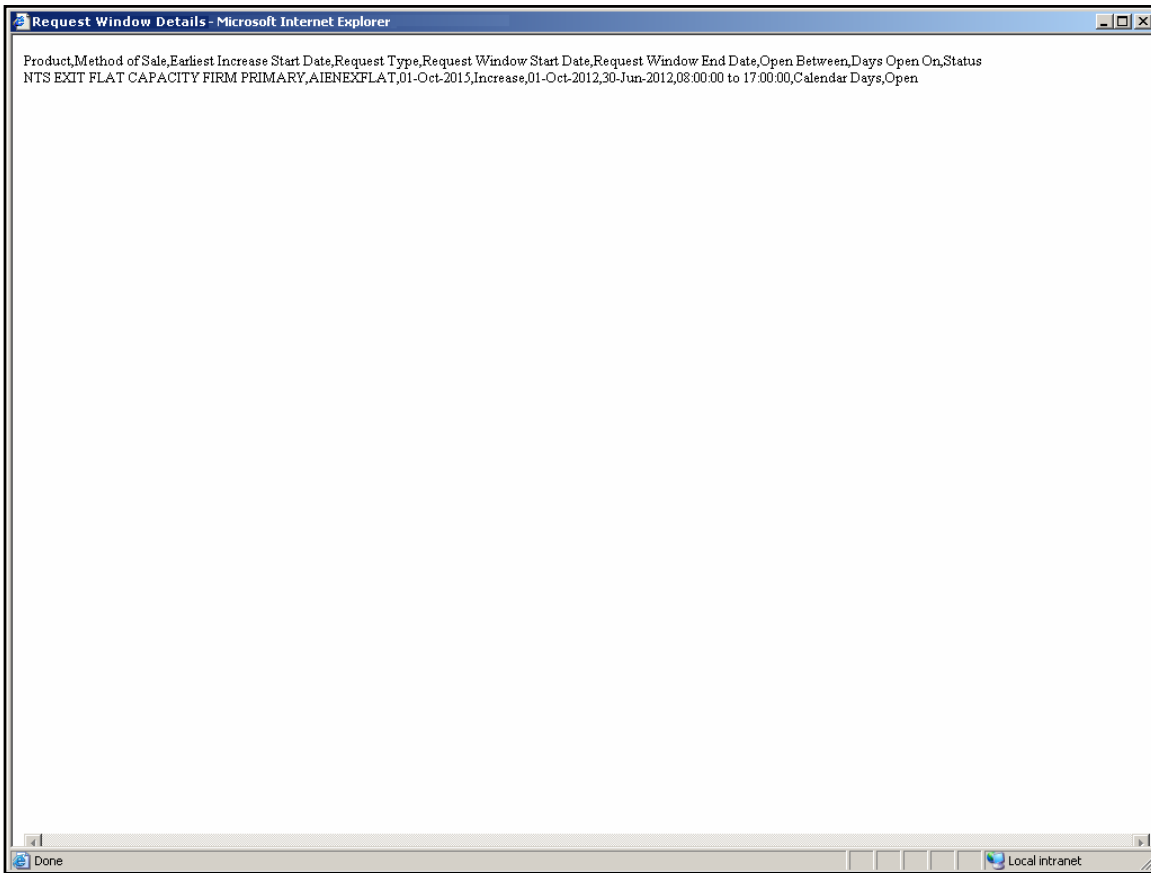
Request Window Details

Product: NTS EXIT FLAT CAPACITY FIRM PRIMARY **Method of Sale:** AIENEXFLAT
Earliest Increase Start Date: 01-Oct-2012 **Request Type:** Increase

Request Window Start Date	Request Window End Date	Open Between	Days Open On	Status
01-Oct-2012	30-Jun-2013	08:00:00 to 17:00:00	Calendar Days	Open

Done My Computer

2b.3.2 - Request Window Details Report - CSV Format



Enduring (Ad hoc Decrease) NTS Exit Flat Capacity Application

2b.4 - View Request Window Details Report

The screenshot shows the GEMINI web application interface. At the top, there is a navigation menu with options: Contract, Product, Trade, Deal, Constraints, Meter Details, Nominations, OCM, Measurements, Allocations, and Invoice. Below this, the user's name is IONT1301 and the role is IGMS013. The breadcrumb trail indicates the current location: Product > Publish Reports > Request Window Details.

The main content area is titled "Request Window Details" and contains the following information:

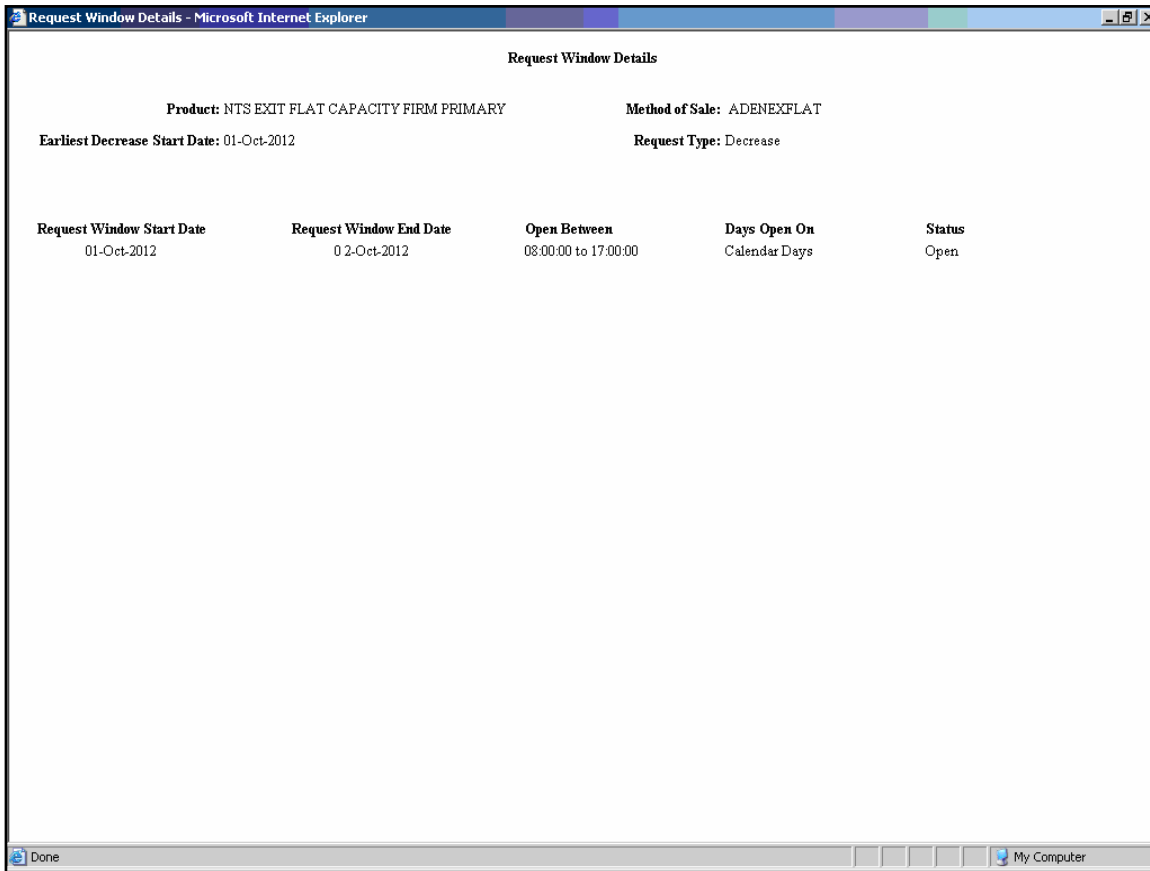
- Product*:** NTS EXIT FLAT CAPACITY FIRM PRIMARY
- Method of Sale*:** ADENEXFLAT
- Earliest Decrease Start Date:** 01-Oct-2012
- Request Type:** Decrease

There are "Query" and "Clear" buttons. Below the form is a table with the following data:

Request Window Start Date	Request Window End Date	Open Between	Days Open On	Status
01-Oct-2012 08:00:00	02-Oct-2012 17:00:00	08:00:00 to 17:00:00	Calendar Days	Open

A "Generate Report" button is located at the bottom right of the table area.

2b.4.1 - Request Window Details Report - PDF Format



The screenshot shows a web browser window with the title "Request Window Details - Microsoft Internet Explorer". The main content area displays the following information:

Request Window Details

Product: NTS EXIT FLAT CAPACITY FIRM PRIMARY **Method of Sale:** ADENEXFLAT
Earliest Decrease Start Date: 01-Oct-2012 **Request Type:** Decrease

Request Window Start Date	Request Window End Date	Open Between	Days Open On	Status
01-Oct-2012	02-Oct-2012	08:00:00 to 17:00:00	Calendar Days	Open

The browser's status bar at the bottom shows "Done" on the left and "My Computer" on the right.

2b.4.2 - Request Window Details Report - CSV Format



Annual NTS Exit Flat Capacity Application

2b.5 - View Request Window Details Report

Request Window Details

Product*: NTS EXIT FLAT CAPACITY FIRM PRIMARY Method of Sale*: ANEXFLAT

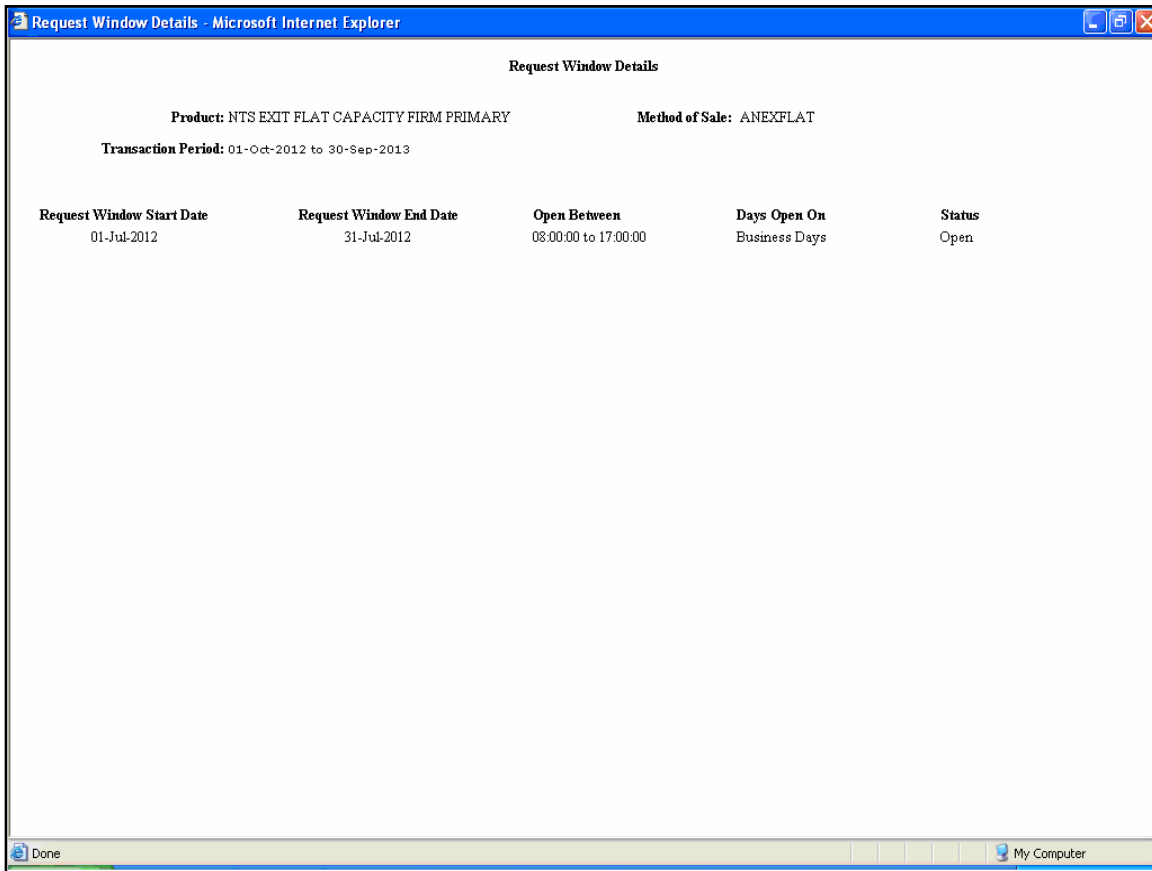
Transaction Period*: 01-Oct-2012 to 30-Sep-2013

Query Clear

Request Window Start Date	Request Window End Date	Open Between	Days Open On	Status
01-Jul-2012	31-Jul-2012	08:00:00 to 17:00:00	Business Days	Open

Generate Report

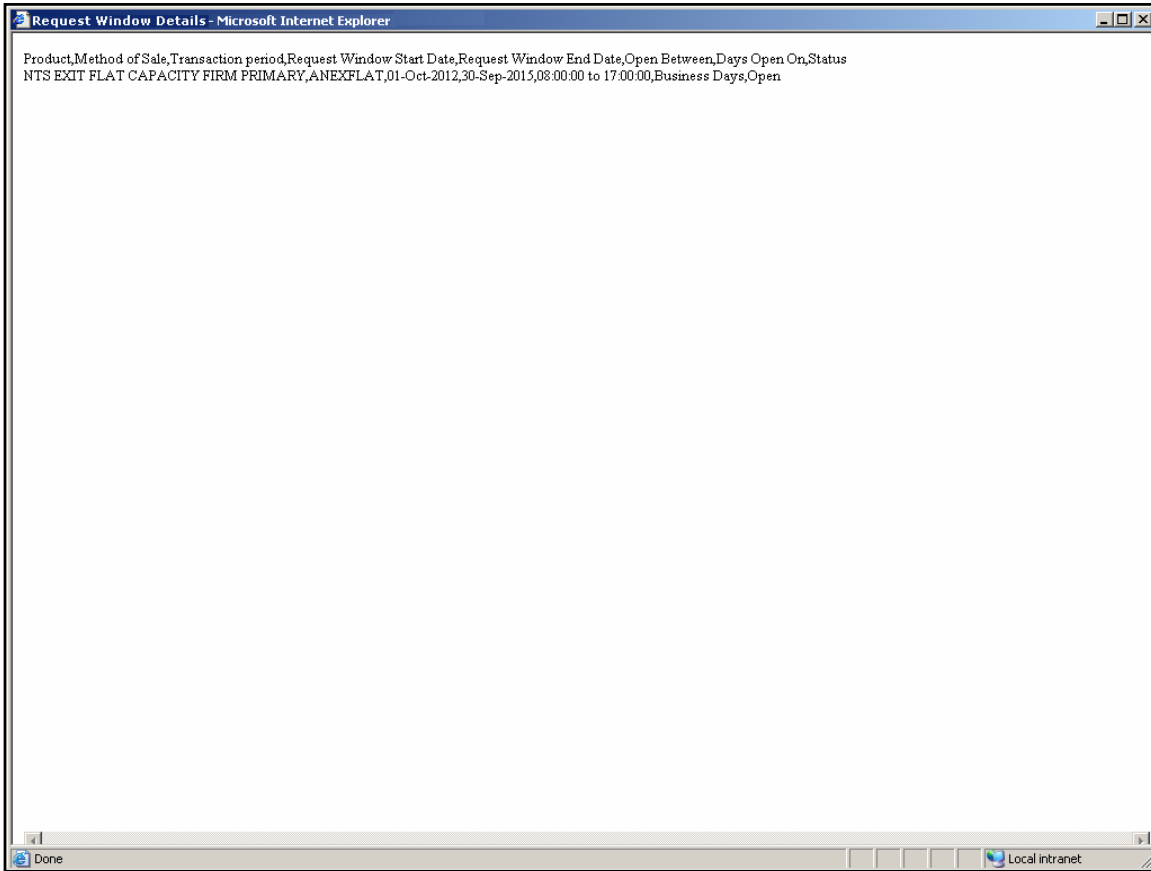
2b.5.1 - Request Window Details Report - PDF Format



Request Window Details				
Product: NTS EXIT FLAT CAPACITY FIRM PRIMARY		Method of Sale: ANEXFLAT		
Transaction Period: 01-Oct-2012 to 30-Sep-2013				
Request Window Start Date	Request Window End Date	Open Between	Days Open On	Status
01-Jul-2012	31-Jul-2012	08:00:00 to 17:00:00	Business Days	Open

Done My Computer

2b.5.2 - Request Window Details Report - CSV Format



3. Set up User Preferences

This screen allows the External Users to set up their own parameters at each NTS Exit Point; these parameters will be subsequently validated by the system during any request placement.

This screen can be accessed by all External Users (Shippers, DNO Users, and Overrun Users) and National Grid users.

The National Grid NTS users can access the User Preferences screen with the same privileges as External Users.

The following sub-functionalities are provided to the External Users:

- i. Add Preferences
- ii. Modify Preferences

User Preferences can be set up for the following Applications:

- i. Enduring Annual NTS Exit Flat Capacity Application – Increase
- ii. Enduring Annual NTS Exit Flat Capacity Application - Decrease
- iii. Annual NTS Exit Flat Capacity Application

The screen shots for each of the sub-functionalities are provided below;

Enduring Annual NTS Exit Flat Capacity Application

3.1 - Set Up User Preferences – View Screen with Validation Parameter as ‘Capacity’

User Preferences

Product #: NTS EXIT FLAT CAPACITY FIRM PRIMARY Location #: BALGRAYOT
 BA: XXX Abbreviated BA Name: XXX BA Name: XXX
 MoS #: ANEXFLAT ENDURING NTS EXIT FLAT CAPACITY Request Type #: Increase
 Validation Parameter #: Capacity

MoS	Request Type	Location	Validation Parameter	Upper Limit	Upper Limit Type	Lower Limit	Lower Limit Type	Units	Validation On
EXENFLAT	Increase	BALGRAYOT	Capacity	10,000,000	Max. Increase By				Min. Increase By kWh Upper Limit
EXENFLAT	Increase	BPGRNGEMOUTHPS	Capacity	15,000,000	Max. Increase By	2,000,000			Min. Increase By kWh Both
EXENFLAT	Increase	CARESTONOT	Capacity		Max. Increase By	1,000,000			Min. Increase By kWh Lower Limit
EXENFLAT	Decrease	CARESTONOT	Capacity		Max. Decrease To	100,000			Min. Decrease To kWh Lower Limit

3.2 - Set Up User Preferences – Add Screen with Validation Parameter as ‘Capacity’

User Preferences - Microsoft Internet Explorer

GEMINI **Small Gas ? Call free on 0800 111 999**
all calls are recorded and may be monitored

Contract | Product | Trade | Deal | Constraints | Meter Details | Nominations | OCM | Measurements | Allocations | Invoice | IMS

Messages - 0 | User Name: IONT1301 | BA: TRA | User Role: IGMS013

GEMINI Environment: Prototype You are here : Deal > Capture > Setup User Preferences Deal

Add Preferences

Product*: NTS EXIT FLAT CAPACITY FIRM PRIMARY Location*: BALGRAYOT
BPRNGEMOUTHPS
CARESTONOT

BA: XXX BA Abbr. Name: XXX BA Name: XXX

MoS*: ANEXFLAT ENXENFLAT ENDURING NTS EXIT FLAT CAPACITY Request Type*: Increase
Decrease Validation Parameter*: Capacity
Commitment Value

Query Clear

Upper Limit: 200,000,000,000 Lower Limit: 100,000 Units: kWh Validation On*: Both

Upper Limit Type: Max. Increase By Lower Limit Type: Min. Increase By

Save Cancel Clear

07-May-2009 15:01:11 Local intranet

User Preferences - Microsoft Internet Explorer

GEMINI Smell Gas? Call free on 0800 111 999
all calls are recorded and may be monitored

Contract | Product | Trade | Deal | Constraints | Meter Details | Nominations | OCM | Measurements | Allocations | Invoice | IMS

Messages - 0 | User Name: IONT1301 | BA: TRA | User Role: IGM5013

GEMINI Environment: Prototype You are here : Deal > Capture > Setup User Preferences Deal

Add Preferences

Product #: NTS EXIT FLAT CAPACITY FIRM PRIMARY Location*: BALGRAYOT
BPGRNGEMOUTHPS
CARESTONOT

BA: XXX BA Abbr. Name: XXX BA Name: XXX

MoS #: ANEXFLAT ENDURING NTS EXIT FLAT CAPACITY Request Type*: Increase
EXENFLAT Decrease Validation Parameter*: Capacity
Commitment Value

Query Clear

Upper Limit: 200,000,000,000 Lower Limit: 100,000 Units: kWh Validation On*: Lower Limit
Upper Limit Type: Max. Decrease To Lower Limit Type: Min. Decrease To

Save Cancel Clear

07-May-2009 15:08:00 Local Intranet

3.3 - Set up User Preferences – Modify Screen with Validation Parameter as ‘Capacity’

Modify Preferences

Product: NTS EXIT FLAT CAPACITY FIRM PRIMARY Location: BALGRAYOT
 BPGRNGEMOUTHPS
 CARESTONOT

BA Code: XXX BA Abbr. Name: XXX BA Name: XXX

MoS: ANEXFLAT, ENEXFLAT ENDURING NTS EXIT FLAT CAPACITY Request Type: Increase, Decrease Validation Parameter: Capacity, Commitment Value

Select	MoS	Request Type	Location	Validation Parameter	Upper Limit	Upper Limit Type	Lower Limit	Lower Limit Type	Units	Validation On
<input type="checkbox"/>	ENEXFLAT	Decrease	BPGRNGEMOUTHPS	Capacity		Max. Decrease To	1,000,000	Min. Decrease To	kWh	Lower Limit
<input type="checkbox"/>	EXENFLAT	Increase	BALGRAYOT	Capacity	15,000,000,000	Max. Increase By	2,000,000	Min. Increase By	kWh	Both
<input type="checkbox"/>	EXENFLAT	Increase	BPGRNGEMOUTHPS	Capacity		Max. Increase By	100,000	Min. Increase By	kWh	Lower Limit
<input checked="" type="checkbox"/>	EXENFLAT	Increase	CARESTONOT	Capacity	100,000,000,000	Max. Increase By		Min. Increase By	kWh	Upper Limit

Upper Limit: 200,000,000,000 Lower Limit: Units: kWh Validation On: Upper Limit

Buttons: Save, Cancel, Reset

3.4 - Set Up User Preferences – View Screen with Validation Parameter as ‘Commitment Value’

Smell Gas ? Call free on 0800 111 999
All calls are recorded and may be monitored

Contract | Product | Trade | Deal | Constraints | Meter Details | Nominations | OCM | Measurements | Allocations | Invoice | IMS

Messages - 0 | User Name: IONT1301 | BA: TRA | User Role: IGMS013

GEMINI Environment: Prototype You are here : Deal > Capture > Setup User Preferences Deal

User Preferences

Product *: NTS EXIT FLAT CAPACITY FIRM PRIMARY Location *: BALGRAYOT
BPGRNGEMOUTHPS
CARESTONOT

BA: XXX Abbreviated BA Name: XXX BA Name: XXX

MoS *: ANEXFLAT ENDURING NTS EXIT FLAT CAPACITY Request Type*: Increase
EXENFLAT Decrease Validation Parameter*: Capacity
Commitment Value

Query Clear

MoS	Request Type	Location	Validation Parameter	Upper Limit	Upper Limit Type	Lower Limit	Lower Limit Type	Units	Validation On
EXENFLAT	Increase	BPGRNGEMOUTHPS	Commitment Value	2.0000	Max. Increase By	0.0001	Min. Increase By £		Both
EXENFLAT	Increase	BALGRAYOT	Commitment Value	2.0000	Max. Increase By		Min. Increase By £		Upper Limit
EXENFLAT	Increase	CARESTONOT	Commitment Value		Max. Increase By	0.0002	Min. Increase By £		Lower Limit

Add Modify

15:59:3 Local intranet

3.5 - Set Up User Preferences – Add Screen with Validation Parameter as ‘Commitment Value’

User Preferences - Microsoft Internet Explorer

GEMINI Smell Gas ? Call free on 0800 111 999
all calls are recorded and may be monitored

Contract | Product | Trade | Deal | Constraints | Meter Details | Nominations | OCM | Measurements | Allocations | Invoice | IMS

Messages - 0 | User Name: IONT1301 | BA: TRA | User Role: IGM5013

GEMINI Environment: Prototype | You are here : Deal > Capture > Setup User Preferences | Bid Capture

Add Preferences

Product *: NTS EXIT FLAT CAPACITY FIRM PRIMARY | Location*: BALGRAYOT, BPRNGEMOUTHPS, CARESTONOT

BA Code: XXX | BA Abbr. Name: XXX | BA Name: XXX

MoS*: ANEXFLAT, ENEXFLAT | ENDURING NTS EXIT FLAT CAPACITY | Request Type*: Increase, Decrease | Validation Parameter *: Capacity, **Commitment Value**

Query | Clear

Upper Limit: 2.0000 | Lower Limit: 0.0001 | Units: kWh | Validation On*: Both

Save | Cancel | Clear

3.6 - Set up User Preferences – Modify Screen with Validation Parameter as ‘Commitment Value’

Modify Preferences

Product *: NTS EXIT FLAT CAPACITY FIRM PRIMARY Location *: BALGRAYOT
 BA Code: XXX BA Abbr. Name: XXX BA Name: XXX
 MoS *: ANEXFLAT, ENEXFLAT ENDURING NTS EXIT FLAT CAPACITY Request Type*: Increase, Decrease Validation Parameter *: Capacity, Commitment Value

Table:

Select	MoS	Request Type	Location	Validation Parameter	Upper Limit	Upper Limit Type	Lower Limit	Lower Limit Type	Units	Validation On
<input type="checkbox"/>	EXENFLAT	Increase	BPGRNGEMOUTHPS	Commitment Value	2.0000	Max. Increase By	0.0001	Min. Increase By £		Both
<input type="checkbox"/>	EXENFLAT	Increase	BALGRAYOT	Commitment Value		Max. Increase By	0.0001	Min. Increase By £		Lower Limit
<input checked="" type="checkbox"/>	EXENFLAT	Increase	CARESTONOT	Commitment Value	3.0000	Max. Increase By		Min. Increase By £		Upper Limit

Upper Limit: 200,000,000,000 Lower Limit: Units: £ Validation On*: Upper Limit

Buttons: Save, Cancel, Reset

Annual NTS Exit Flat Capacity Applications

3.7 - Set Up User Preferences – View Screen with Validation Parameter as ‘Capacity’

User Preferences

Product *: NTS EXIT FLAT CAPACITY FIRM PRIMARY Location *: BALGRAYOT, BPGRNGEMOUTHPS, CARESTONOT

BA Code: XXXX BA Abbr. Name: XXXX BA Name: XXXX

MoS *: ANEXFLAT, EXENFLAT ANNUAL NTS EXIT FLAT CAPACITY Request Type: Increase, Decrease Validation Parameter *: Capacity, Value

MoS	Location	Validation Parameter	Upper Limit	Upper Limit Type	Lower Limit	Lower Limit Type	Units	Validation On
ANEXFLAT	BPGRNGEMOUTHPS	Capacity	10,000,000		100,000		KWh	Both
ANEXFLAT	BALGRAYOT	Capacity	15,000,000				kWh	Upper Limit
ANEXFLAT	CARESTONOT	Capacity			100,000		KWh	Lower Limit

3.8 - Set Up User Preferences – Add Screen with Validation Parameter as ‘Capacity’

User Preferences - Microsoft Internet Explorer

GEMINI Smell Gas ? Call free on 0800 111 999
all calls are recorded and may be monitored

Contract IMS | Product | Trade | Deal | Constraints | Meter Details | Nominations | OCM | Measurements | Allocations | Invoice

Messages - 0 | User Name: IONT1301 | BA: TRA | User Role: IGMS013

GEMINI Environment: Prototype You are here : Deal > Capture > Setup User Preferences Bid Capture

Add Preferences

Product*: NTS EXIT FLAT CAPACITY FIRM PRIMARY Location*: BALGRAYOT
BPGRNGEMOUTHPS
CARESTONOT

BA Code: XXX BA Abbr. Name: XXX BA Name: XXX

MoS*: ANEXFLAT ANNUAL NTS EXIT FLAT CAPACITY Request Type*: Increase
ENEXFLAT Decrease Validation Parameter*: Capacity
Value

Upper Limit: 100,000,000,000 Lower Limit: 100,000 Units: kWh Validation On*: Both

3.9 - Set up User Preferences – Modify Screen with Validation Parameter as ‘Capacity’

User Preferences - Microsoft Internet Explorer

GEMINI Smell Gas ? Call free on 0800 111 999
all calls are recorded and may be monitored

Contract IMS | Product | Trade | Deal | Constraints | Meter Details | Nominations | OCM | Measurements | Allocations | Invoice

Messages - 0 | User Name: IONT1301 | BA: TRA | User Role: IGMS013

GEMINI Environment: Prototype You are here : Deal > Capture > Setup User Preferences Deal

Modify Preferences

Product *: NTS EXIT FLAT CAPACITY FIRM PRIMARY Location *: BALGRAYOT
BPGRNGEMOUTHPS
CARESTONOT

BA Code: XXX BA Abbr. Name: XXX BA Name: XXX

MoS *: ANEXFLAT ANEXFLAT ANNUAL NTS EXIT FLAT CAPACITY Request Type *: Increase
Decrease Validation Parameter *: Capacity Value

Query Clear

Select	MoS	Location	Validation Parameter	Upper Limit	Upper Limit Type	Lower Limit	Lower Limit Type	Units	Validation On
<input type="checkbox"/>	ANEXFLAT	BALGRAYOT	Capacity	200,000,000,000		100,000		kWh	Both
<input type="checkbox"/>	ANEXFLAT	BPGRNGEMOUTHPS	Capacity			100,000		kWh	Lower Limit
<input checked="" type="checkbox"/>	ANEXFLAT	CARESTONOT	Capacity	300,000,000,000				kWh	Upper Limit

Upper Limit: 400,000,000,000 Lower Limit: Units: kWh Validation On*: Upper Limit

Save Cancel Reset

07-May-2009 16:18:15 Local Intranet

3.10 - Set Up User Preferences – View Screen with Validation Parameter as ‘Value’

Smell Gas ? Call free on 0800 111 999
all calls are recorded and may be monitored

Contract | Product | Trade | Deal | Constraints | Meter Details | Nominations | OCM | Measurements | Allocations | Invoice |

Messages - 0 | User Name: IONT1301 | BA: TRA | User Role: IGMS013

GEMINI Environment: Prototype You are here : Deal > Capture > Setup User Preferences Deal

User Preferences

Product *: NTS EXIT FLAT CAPACITY FIRM PRIMARY Location *: BALGRAYOT, BPGRNGEMOUTHPS, CARESTONOT

BA Code: XXX BA Abbr. Name: XXX BA Name: XXX

MoS *: ANEXFLAT, EXENFLAT ANNUAL NTS EXIT FLAT CAPACITY Request Type: Increase, Decrease Validation Parameter *: Capacity, Value

Query Clear

MoS	Location	Validation Parameter	Upper Limit	Upper Limit Type	Lower Limit	Lower Limit Type	Units	Validation On
ANEXFLAT	BPGRNGEMOUTHPS	Value	2.0000		0.0001		£	Both
ANEXFLAT	BALGRAYOT	Value	1.0000				£	Upper Limit
ANEXFLAT	CARESTONOT	Value			0.0005		£	Lower Limit

Add Modify

07-May-2009 14:45:21 Local Intranet

3.11 - Set Up User Preferences – Add Screen with Validation Parameter as ‘Value’

User Preferences - Microsoft Internet Explorer

GEMINI Small Gas ? Call free on 0800 111 999
all calls are recorded and may be monitored

Contract | Product | Trade | Deal | Constraints | Meter Details | Nominations | OCM | Measurements | Allocations | Invoice |

Messages - 0 | User Name: IONT1301 | BA: TRA | User Role: IGMS013

GEMINI Environment: Prototype | You are here : Deal > Capture > Setup User Preferences | Bid Capture

Add Preferences

Product*: NTS EXIT FLAT CAPACITY FIRM PRIMARY | Location*: BALGRAYOT, BPGRNGEMOUTHPS, CARESTONOT

BA Code: XXX | BA Abbr. Name: XXX | BA Name: XXX

MoS*: ANEXFLAT, ENEXFLAT | ANNUAL NTS EXIT FLAT CAPACITY | Request Type*: Increase, Decrease | Validation Parameter*: Capacity, Value

Query | Clear

Upper Limit: 2.0000 | Lower Limit: 0.0001 | Units: kWh | Validation On*: Both

Save | Cancel | Clear

3.12 - Set up User Preferences – Modify Screen with Validation Parameter as ‘Value’

User Preferences - Microsoft Internet Explorer

GEMINI Smell Gas ? Call free on 0800 111 999
all calls are recorded and may be monitored

Contract IMS | Product | Trade | Deal | Constraints | Meter Details | Nominations | OCM | Measurements | Allocations | Invoice

Messages - 0 | User Name: IONT1301 | BA: TRA | User Role: IGMS013

GEMINI Environment: Prototype You are here : Deal > Capture > Setup User Preferences Deal

Modify Preferences

Product *: NTS EXIT FLAT CAPACITY FIRM PRIMARY Location *: BALGRAYOT
BPGRNGEMOUTHPS
CARESTONOT

BA Code: XXX BA Abbr. Name: XXX BA Name: XXX

MoS *: ANEXFLAT ANEXFLAT ANNUAL NTS EXIT FLAT CAPACITY Request Type *: Increase
Decrease Validation Parameter *: Capacity
Value

Query Clear

Select	MoS	Location	Validation Parameter	Upper Limit	Upper Limit Type	Lower Limit	Lower Limit Type	Units	Validation On
<input type="checkbox"/>	ANEXFLAT	BALGRAYOT	Value	2.0000		0.0001		£	Both
<input type="checkbox"/>	ANEXFLAT	BPGRNGEMOUTHPS	Value			0.0001		£	Lower Limit
<input checked="" type="checkbox"/>	ANEXFLAT	CARESTONOT	Value	3.0000				£	Upper Limit

Upper Limit: 4.0000 Lower Limit: Units: £ Validation On*: Upper Limit

Save Cancel Reset

07-May-2009 16:17:16 Local Intranet

4. Capture Requests

External Users can make requests for Increases & Decreases of their NTS Exit Flat Capacity holdings via the Capture Requests functionality within the system solution.

The requests can be placed for the Applications mentioned below:

- i. Enduring Annual NTS Exit Flat Capacity Application (Increase/Decrease)
- ii. Ad hoc Enduring NTS Exit Flat Capacity Application (Increase/Decrease)
- iii. Annual NTS Exit Flat Capacity Application (Increase)

Requests can be placed by External Users (Shippers, DNO Users and Overrun Users) and National Grid users.

The screen shots and sub-functionality for each of the Applications are provided below.

Capture Requests – Increase of Enduring Annual NTS Exit Flat Capacity

This screen allows the External Users (Shipper Users, Overrun Users and DNO Users) and National Grid NTS users to place requests for Increases in their Enduring NTS Exit Flat Capacity.

The following options would be available to the External Users:

4.1 View – Capture Request

External Users/National Grid NTS users will be able to view their own requests that have been placed for increases in their Enduring NTS Exit Flat Capacity by navigating to the 'Create Request' screen from the main menu.

4.2 Add – Capture Request

External Users/National Grid NTS users will be able to place new requests for increases in their Enduring NTS Exit Flat Capacity by navigating to the 'Create Request - Query' screen from the main menu and clicking on the 'Add' button. The Application details must be selected in the View screen before entering the Add screen.

4.3 Modify – Capture Request

External Users/National Grid NTS users will be able to modify any existing requests for increases in their Enduring NTS Exit Flat Capacity by navigating to the 'Create Request' screen from the main menu and clicking on the 'Modify' button.

The Application details must be selected in the View screen before entering the Modify screen.

4.4 Withdraw – Capture Request

External Users/National Grid NTS users will be able to withdraw their requests for increases in Enduring NTS Exit Flat Capacity by navigating to the 'Create Request' screen from the main menu and clicking on the 'Withdraw' button.

The Application details must be selected in the View screen before entering the Withdraw screen.

The screens for each of the options are provided below;

4.1 - View Capture Enduring Increase Request

Create Request - Microsoft Internet Explorer

GEMINI Smell Gas ? Call free on 0800 111 999
all calls are recorded and may be monitored

Contract | Product | Trade | Deal | Constraints | Meter Details | Nominations | OCM | Measurements | Allocations | Invoice | IMS

Messages - 0 | User Name: IONT1301 | BA: TRA | User Role: TGM5013

GEMINI Environment: Prototype | You are here : Deal > Capture > Create Request > Query | Deal

Create Request

Product*: NTS EXIT FLAT CAPACITY FIRM PRIMARY | Method of Sale*: ENEXFLAT | Request Type*: Increase

BA Code: XXX | BA Abbr. Name: XXX | BA Name: XXX

Application Window Period*: 01-Jul-2012 to 31-Jul-2012 | Increase Start Date*: 01-Oct-2015 | Location*: ABERDEENOT

Query | Clear

NATIONAL GRID DEFINED PARAMETERS

Minimum Increase by Quantity: 100,000 | Maximum Number of Requests per Increase Start Date : 1

Indicative Pricing Period	Indicative Price(p/kWh)
01-Oct-2015 to 30-Sep-2016	0.0048
01-Oct-2016 to 30-Sep-2017	0.0048

USER'S ENDURING ANNUAL DATA

User's Enduring Annual Entitlement Start Date	User's Enduring Annual Entitlement(kWh)
01-Oct-2012	10,000,000
01-Oct-2018	20,000,000

REQUEST PARAMETERS

Request ID	Increase Start Date	Increase By (kWh)	Status	Timestamp
XXXABERDEENOTENEXFLAT001	01-Oct-2015	2,200,000	NEW	1-Jul-2011 19:35:00
XXXABERDEENOTENEXFLAT002	01-Oct-2016	2,500,000	NEW	5-Jul-2011 03:22:00

Add | Modify | Withdraw

12-Mar-2009 16:38:34 | Local intranet

4.2 - Add – Capture Enduring Increase Request

Add Request - Microsoft Internet Explorer

GEMINI Smell Gas ? Call free on 0800 111 999
all calls are recorded and may be monitored

Contract | Product | Trade | Deal | Constraints | Meter Details | Nominations | OCM | Measurements | Allocations | Invoice | IMS

Messages - 0 | User Name: IONT1301 | BA: TRA | User Role: IGMS013

GEMINI Environment: Prototype | You are here : Deal > Capture > Create Request > Add | Deal

Add Request

Product: NTS EXIT FLAT CAPACITY FIRM PRIMARY Method of Sale: ENEXFLAT Request Type: Increase

BA Code: XXX BA Abbr. Name: XXX BA Name: XXX

Application Window Period: 01-Jul-2012 to 31-Jul-2012 Increase Start Date: 01-Oct-2015 Location: ABERDEENOT

NATIONAL GRID DEFINED PARAMETERS

Minimum Increase by Quantity: 100,000 Maximum Number of Requests per Increase Start Date : 1

Indicative Pricing Period	Indicative Price(p/kWh)
01-Oct-2015 to 30-Sep-2016	0.0048
01-Oct-2016 to 30-Sep-2017	0.0048

USER'S ENDURING ANNUAL DATA

User's Enduring Annual Entitlement Start Date	User's Enduring Annual Entitlement(kWh)
01-Oct-2012	10,000,000
01-Oct-2018	20,000,000

REQUEST PARAMETERS

Request ID	Increase Start Date	Increase By (kWh)	Status	Timestamp
XXXABERDEENOTENEXFLAT001	01-Oct-2015	2,200,000	NEW	1-Jul-2011 19:35:00
XXXABERDEENOTENEXFLAT002	01-Oct-2016	2,500,000	NEW	5-Jul-2011 03:22:00

Increase Start Date: 01-Oct-2015 Increase By(kWh): Commitment Value(£):

Save Cancel Clear

12-Mar-2009 16:41:30 Local Intranet

4.3 - Modify – Capture Enduring Increase Request

Modify Request - Microsoft Internet Explorer

GEMINI Smell Gas ? Call free on 0800 111 999
all calls are recorded and may be monitored.

Contract | Product | Trade | Deal | Constraints | Meter Details | Nominations | OCM | Measurements | Allocations | Invoice | IMS

Messages - 0 | User Name: IONT1301 | BA: TRA | User Role: IGMS013

GEMINI Environment: Prototype You are here : Deal > Capture > Create Request > Modify Deal

Modify Request

Product: NTS EXIT FLAT CAPACITY FIRM PRIMARY Method of Sale: ENEXFLAT Request Type: Increase

BA Code: XXX BA Abbr. Name: XXX BA Name: XXX

Application Window Period: 01-Jul-2012 to 31-Jul-2012 Increase Start Date: 01-Oct-2015 | 01-Oct-2016 | 01-Oct-2017 Location: ABERDEENOT

NATIONAL GRID DEFINED PARAMETERS

Minimum Increase by Quantity: 100,000 Maximum Number of Requests per Increase Start Date : 1

Indicative Pricing Period	Indicative Price(p/kWh)
01-Oct-2015 to 30-Sep-2016	0.0048
01-Oct-2016 to 30-Sep-2017	0.0048

USER'S ENDURING ANNUAL DATA

User's Enduring Annual Entitlement Start Date	User's Enduring Annual Entitlement(kWh)
01-Oct-2012	10,000,000
01-Oct-2018	20,000,000

REQUEST PARAMETERS

Select	Request ID	Increase Start Date	Increase By (kWh)	Status	Timestamp
<input type="checkbox"/>	XXXABERDEENOTENEXFLAT001	01-Oct-2015	2,200,000	NEW	1-Jul-2011 19:35:00
<input type="checkbox"/>	XXXABERDEENOTENEXFLAT002	01-Oct-2016	2,500,000	NEW	5-Jul-2011 03:22:00

Increase Start Date: 01-Oct-2015 Increase By(kWh): Commitment Value(£):

Save Cancel Clear

12-Mar-2009 16:41:30 Local Intranet

4.4 - Withdraw – Capture Enduring Increase Request

Withdraw Request - Microsoft Internet Explorer

GEMINI Smell Gas ? Call free on 0800 111 999
all calls are recorded and may be monitored.

Contract | Product | Trade | Deal | Constraints | Meter Details | Nominations | OCM | Measurements | Allocations | Invoice | IMS

Messages - 0 | User Name: IONT1301 | BA: TRA | User Role: IGMS013

GEMINI Environment: Prototype You are here : Deal > Capture > Create Request > Withdraw Deal

Withdraw Request

Product: NTS EXIT FLAT CAPACITY FIRM PRIMARY Method of Sale: ENEXFLAT Request Type: Increase
 BA Code: XXX BA Abbr. Name: XXX BA Name: XXX
 Application Window Period: 01-Jul-2012 to 31-Jul-2012 Increase Start Date: 01-Oct-2015 Location: ABERDEENOT

NATIONAL GRID DEFINED PARAMETERS
 Minimum Increase by Quantity: 100,000 Maximum Number of Requests per Increase Start Date : 1

Indicative Pricing Period	Indicative Price(p/kWh)
01-Oct-2015 to 30-Sep-2016	0.0048
01-Oct-2016 to 30-Sep-2017	0.0048

USER'S ENDURING ANNUAL DATA

User's Enduring Annual Entitlement Start Date	User's Enduring Annual Entitlement(kWh)
01-Oct-2012	10,000,000
01-Oct-2018	20,000,000

REQUEST PARAMETERS

Select	Request ID	Increase Start Date	Increase By (kWh)	Status	Timestamp
<input type="checkbox"/>	XXXABERDEENOTENEXFLAT001	01-Oct-2015	2,200,000	NEW	1-Jul-2011 19:35:00
<input type="checkbox"/>	XXXABERDEENOTENEXFLAT002	01-Oct-2016	2,500,000	NEW	5-Jul-2011 03:22:00

Save Cancel Clear

12-Mar-2009 16:41:30 Local Intranet

Capture Requests – Decrease of Enduring Annual NTS Exit Flat Capacity

This screen allows the External Users (Shipper Users, Overrun Users and DNO Users) and National Grid NTS users to place requests for Decreases in their Enduring NTS Exit Flat Capacity.

The following options would be available to the External Users.

4.5 View – Capture Request

External Users/National Grid NTS users will be able to view requests placed for decreases in their Enduring NTS Exit Flat Capacity by navigating to the 'Create Request' screen from the main menu.

4.6 Add – Capture Request

External Users/National Grid NTS users will be able to place new requests for decreases in their Enduring NTS Exit Flat Capacity by navigating to the 'Create Request - Query' screen from the main menu and clicking on the 'Add' button. The Application details must be selected in the View screen before entering the Add screen.

4.7 Modify – Capture Request

External Users/National Grid NTS users will be able to modify existing requests for decreases in their Enduring NTS Exit Flat Capacity by navigating to the 'Create Request' screen from the main menu and clicking on the 'Modify' button. The Application details must be selected in the View screen before entering the Modify screen.

4.8 Withdraw – Capture Request

External Users/National Grid NTS users will be able to withdraw existing requests for decreases in their Enduring NTS Exit Flat Capacity by navigating to the 'Create Request' screen from the main menu and clicking on the 'Withdraw' button. The Application details must be selected in the View screen before entering the Withdraw screen.

The screen shots for the options are provided below;

4.5 - View – Capture Enduring Decrease Request

Create Requests - Microsoft Internet Explorer

GEMINI Smell Gas ? Call free on 0800 111 999
all calls are recorded and may be monitored

Contract | Product | Trade | Deal | Constraints | Meter Details | Nominations | OCM | Measurements | Allocations | Invoice | IMS

Messages - 0 | User Name: IONT1301 | BA: TRA | User Role: TGMS013

GEMINI Environment: Prototype | You are here : Deal > Capture > Create Requests > Query | Deal

Create Requests

Product*: NTS EXIT FLAT CAPACITY FIRM PRIMARY | Method of Sale*: ENEXFLAT | Request Type*: Decrease

BA Code: XXX | BA Abbr. Name: XXX | BA Name: XXX

Application Window Period*: 01-Jul-2012 to 15-Jul-2012 | Earliest Decrease Start Date: 01-Oct-2015 | Location*: ABERDEENOT

NATIONAL GRID DEFINED PARAMETERS

Minimum Decrease by Quantity (kWh): 100,000 | Maximum Number of Requests per Decrease Start Date: 1 | Default Reduction Notice: 14 Months

USER'S ENDURING ANNUAL DATA

User's Enduring Annual Entitlement Start Date	User's Enduring Annual Entitlement (kWh)
01-Oct-2012	75,000,000
01-Oct-2018	

REQUEST PARAMETERS

Request ID	Decrease To (kWh)	Decrease By (kWh)	Decrease Start Date	Status	Timestamp
XXXABERDEENOTENEXFLAT03	95,00,000	5,000,000	01-Oct-2015	NEW	10-Jul-2015 13:35:00

16:47:36 | Local intranet

4.6 - Add – Capture Enduring Decrease Request

Add Request - Microsoft Internet Explorer

GEMINI Smell Gas ? Call free on 0800 111 999
all calls are recorded and may be monitored

Contract | Product | Trade | Deal | Constraints | Meter Details | Nominations | OCM | Measurements | Allocations | Invoice | IMS

Messages - 0 | User Name: IONT1301 | BA: TRA | User Role: IGMS013

GEMINI Environment: Prototype You are here : Deal > Capture > Create Request > Add Deal

Add Request

Product: NTS EXIT FLAT CAPACITY FIRM PRIMARY Method of Sale: ENEXFLAT Request Type: Decrease
 BA Code: XXX BA Abbr. Name: XXX BA Name: XXX
 Application Window Period: 01-Jul-2015 to 15-Jul-2015 Earliest Decrease Start Date: 01-Oct-2015 Location: ABERDEENOT

NATIONAL GRID DEFINED PARAMETERS
 Minimum Decrease by Quantity (kWh): 100,000 Maximum Number of Requests per Decrease Start Date: 1 Default Reduction Notice: 14 Months

USER'S ENDURING ANNUAL DATA

User's Enduring Annual Entitlement Start Date	User's Enduring Annual Entitlement (kWh)
01-Oct-2012	10,000,000
01-Oct-2018	20,000,000

REQUEST PARAMETERS

Request ID	Decrease To (kWh)	Decrease By (kWh)	Decrease Start Date	Status	Timestamp
XXXABERDEENOTENEXFLAT03	95,00,000	5,000,000	01-Oct-2015	NEW	10-Jul-2015 13:35:00

Decrease Start Date: 01-Nov-2015 Decrease To (kWh): 80,000,000 Decrease By (kWh): 20,000,000

Save Cancel Clear

12-Mar-2009 16:50:22 Local intranet

4.7 - Modify – Capture Enduring Decrease Request

Modify Request - Microsoft Internet Explorer

GEMINI Smell Gas ? Call free on 0800 111 999
all calls are recorded and may be monitored

Contract | Product | Trade | Deal | Constraints | Meter Details | Nominations | OCM | Measurements | Allocations | Invoice | IMS

Messages: 0 | User Name: IONT1301 | BA: TRA | User Role: IGMS013

GEMINI Environment: Prototype You are here : Deal > Capture > Create Request > Modify Deal

Modify Request

Product: NTS EXIT FLAT CAPACITY FIRM PRIMARY Method of Sale: ENEXFLAT Request Type: Decrease
 BA Code: XXX BA Abbr. Name: XXX BA Name: XXX
 Application Window Period: 01-Jul-2015 to 15-Jul-2015 Earliest Decrease Start Date: 01-Oct-2015 Location: ABERDEENOT

NATIONAL GRID DEFINED PARAMETERS
 Minimum Decrease by Quantity (kWh): 100,000 Maximum Number of Requests per Decrease Start Date: 1 Default Reduction Notice: 14 Months

USER'S ENDURING ANNUAL DATA

User's Enduring Annual Start Date	User's Enduring Annual Entitlement (kWh)
01-Oct-2015	100,000,000
01-Dec-2016	75,000,000

REQUEST PARAMETERS

Select	Request ID	Decrease To (kWh)	Decrease By (kWh)	Decrease Start Date	Status	Timestamp
<input type="checkbox"/>	XXXABERDEENOTENEXFLAT03	95,00,000	5,000,000	01-Oct-2015	NEW	1-Jul-2015 13:35:00

Decrease Start Date: Decrease To(kWh): Decrease By(kWh):

16:52:38 Local intranet

4.8 - Withdraw – Capture Enduring Decrease Request

Withdraw Request - Microsoft Internet Explorer

GEMINI Smell Gas ? Call free on 0800 111 999
all calls are recorded and may be monitored

Contract IMS | Product | Trade | Deal | Constraints | Meter Details | Nominations | OCM | Measurements | Allocations | Invoice

Messages - 0 | User Name: IONT1301 | BA: TRA | User Role: IGMS013

GEMINI Environment: Prototype You are here : Deal > Capture > Create Request > Withdraw Request Deal

Withdraw Request

Product: NTS EXIT FLAT CAPACITY FIRM PRIMARY Method of Sale: ENEXFLAT Request Type: Decrease
 BA Code: XXX BA Abbr. Name: XXX BA Name: XXX
 Application Window Period: 01-Jul-2015 to 15-Jul-2015 Earliest Decrease Start Date: 01-Oct-2015 Location: ABERDEENOT

NATIONAL GRID DEFINED PARAMETERS
 Minimum Decrease by Quantity (kWh): 100,000 Maximum Number of Requests per Decrease Start Date: 1 Default Reduction Notice: 14 Months

USER'S ENDURING ANNUAL DATA

User's Enduring Annual Start Date	User's Enduring Annual Entitlement (kWh)
01-Oct-2015	100,000,000
01-Dec-2016	75,000,000

REQUEST PARAMETERS

Select	Request ID	Decrease To (kWh)	Decrease By (kWh)	Decrease Start Date	Status	Timestamp
<input type="checkbox"/>	XXXABERDEENOTENEXFLAT03	95,00,000	5,000,000	01-Oct-2015	NEW	10-Jul-2015 13:35:00

Save Cancel Clear

12-Mar-2009 16:53:53 Local intranet

Capture Requests – Ad hoc Increase of Enduring NTS Exit Flat Capacity

This screen allows the External Users (Shipper Users, Overrun Users and DNO Users) and National Grid NTS users to place requests for Ad Hoc Increases in their Enduring NTS Exit Flat Capacity.

The following options would be available to the External Users

4.9 View – Capture Request

External Users/National Grid users will be able to view requests placed for increases in their Enduring (Ad hoc) NTS Exit Flat Capacity by navigating to the 'Create Request' screen from the main menu.

4.10 Add – Capture Request

External Users/National Grid NTS users will be able to place new Ad hoc Requests for increases in their Enduring NTS Exit Flat Capacity by navigating to the 'Create Request' screen from the main menu and clicking on the 'Add' button.

The Application details must be selected in the View screen before entering the Add screen.

4.11 Withdraw – Capture Request

External Users/National Grid NTS users will be able to withdraw existing Ad hoc requests for increases in their Enduring NTS Exit Flat Capacity by navigating to the 'Create Request' screen from the main menu and clicking on the 'Withdraw' button. The Application details must be selected in the View screen before entering the Withdraw screen.

A Modify option is provided for Ad hoc Increase requests.

Should External Users wish to modify any request, they would need to withdraw an already placed request and then subsequently place a new request at the same location with the modified values.

The screen shots for each of the options are provided below;

4.9 - View – Capture Ad hoc Increase Request

Create Request - Microsoft Internet Explorer

GEMINI Smell Gas ? Call free on 0800 111 999
all calls are recorded and may be monitored

Contract | Product | Trade | Deal | Constraints | Meter Details | Nominations | OCM | Measurements | Allocations | Invoice | IMS

Messages - 0 | User Name: IONT1301 | BA: TRA | User Role: IGMS013

GEMINI Environment: Prototype You are here : Deal > Capture > Create Request > Query Deal

Create Request

Product*: NTS EXIT FLAT CAPACITY FIRM PRIMARY Method of Sale*: AIENEXFLAT Request Type: Increase

BA Code: XXX BA Abbr. Name: XXX BA Name: XXX

Application Window Period*: 02-Jun-2012 to 02-Jun-2012 Increase Start Date*: 01-Oct-2012 Location*: ABERDEENOT

Query Clear

NATIONAL GRID DEFINED PARAMETERS

Minimum Increase by Quantity: 100,000 Maximum Number of Requests per Increase Start Date : 1 Maximum Number of Tranche Requests: 4

Indicative Pricing Period	Indicative Price (p/kWh)	Actual Pricing Period	Actual Price (p/kWh)
01-Oct-2012 to 31-Oct-2012	0.0125	01-Oct-2012 to 31-Oct-2012	0.0115
01-Nov-2012 to 30-Nov-2012	0.0125	01-Nov-2012 to 30-Nov-2012	0.0115

USER'S ENDURING ANNUAL DATA

User's Enduring Annual Entitlement Start Date	User's Enduring Annual Entitlement (kWh)
01-Oct-2012	10,000,000
01-Oct-2018	20,000,000

REQUEST PARAMETERS

Select	Ad-hoc Request ID	Ad-hoc Request Status	Tranche Request ID	Requested Increase Start Date	Max. Increase By (kWh)	Request Status	Timestamp
	AIENEXFLAT001AH001	PENDING	XXXABERDEENOTAIENEXFLAT002	01-Oct-2012	2,200,000	NEW	02-Jun-2012 19:35:00
			XXXABERDEENOTAIENEXFLAT003	01-Dec-2012	2,500,000	NEW	02-Jun-2012 19:35:06
			XXXABERDEENOTAIENEXFLAT004	01-Jan-2013	300,000,000	NEW	02-Jun-2012 22:09:02

Add Withdraw

16:47:36 Local intranet

4.10 - Add – Capture Ad hoc Increase Request

Add Request - Microsoft Internet Explorer

GEMINI Smell Gas ? Call free on 0800 111 999
all calls are recorded and may be monitored

Contract | Product | Trade | Deal | Constraints | Meter Details | Nominations | OCM | Measurements | Allocations | Invoice | IMS

Messages - 0 | User Name: IONT1301 | BA: TRA | User Role: IGMS013

GEMINI Environment: Prototype You are here : Deal > Capture > Create Request > Add Deal

Add Request

Product: NTS EXIT FLAT CAPACITY FIRM PRIMARY Method of Sale: AIENEXFLAT Request Type: Increase
 BA Code: XXX BA Abbr. Name: XXX BA Name: XXX
 Application Window Period: 02-Jun-2012 to 02-Jun-2012 Increase Start Date: 01-Oct-2012 Location: ABERDEENOT

NATIONAL GRID DEFINED PARAMETERS

Minimum Increase by Quantity: 100,000 Maximum Number of Requests per Increase Start Date : 1 Maximum Number of Tranche Requests: 4

Indicative Pricing Period	Indicative Price(p./kWh)	Actual Pricing Period	Actual Price(p./kWh)
01-Oct-2012 to 31-Oct-2012	0.0125	01-Oct-2012 to 31-Oct-2012	0.0115
01-Nov-2012 to 30-Nov-2012	0.0125	01-Nov-2012 to 30-Nov-2012	0.0115

USER'S ENDURING ANNUAL DATA

User's Enduring Annual Entitlement Start Date	User's Enduring Annual Entitlement (kWh)
01-Oct-2012	10,000,000
01-Oct-2018	20,000,000

REQUEST PARAMETERS

Select	Ad-hoc Request ID	Ad-hoc Request Status	Tranche Request ID	Requested Increase Start Date	Max. Increase By (kWh)	Request Status	Timestamp
	AIENEXFLAT001AH001	PENDING	XXXABERDEENOTAIENEXFLAT002	01-Oct-2012	2,200,000	NEW	02-Jun-2012 19:35:00
			XXXABERDEENOTAIENEXFLAT003	01-Dec-2012	2,500,000	NEW	02-Jun-2012 19:35:06
			XXXABERDEENOTAIENEXFLAT004	01-Jan-2013	300,000,000	NEW	02-Jun-2012 22:09:02

Requested Increase Start Date: 01-Oct-2012 Max. Increase By(kWh): 300,000,000

Next Save Cancel Clear

17:26:26 Local intranet

4.11 - Withdraw – Capture Ad hoc Increase Request

Withdraw Request - Microsoft Internet Explorer

GEMINI Smell Gas ? Call free on 0800 111 999
all calls are recorded and may be monitored

Contract | Product | Trade | Deal | Constraints | Meter Details | Nominations | OCM | Measurements | Allocations | Invoice | IMS

Messages - 0 | User Name: IONT1301 | BA: TRA | User Role: IGMS013

GEMINI Environment: Prototype You are here : Deal > Capture > Create Request > Withdraw Deal

Withdraw Request

Product: NTS EXIT FLAT CAPACITY FIRM PRIMARY Method of Sale: AIENEXFLAT Request Type: Increase
 BA Code: XXX BA Abbr. Name: XXX BA Name: XXX
 Application Window Period: 02-Jun-2012 to 02-Jun-2012 Increase Start Date: 01-Oct-2012 Location: ABERDEENOT

NATIONAL GRID DEFINED PARAMETERS
 Minimum Increase by Quantity: 100,000 Maximum Number of Requests per Increase Start Date : 1 Maximum Number of Tranche Requests: 4

Indicative Pricing Period	Indicative Price(p/kWh)	Actual Pricing Period	Actual Price(p/kWh)
01-Oct-2012 to 31-Oct-2012	0.0125	01-Oct-2012 to 31-Oct-2012	0.0115
01-Nov-2012 to 30-Nov-2012	0.0125	01-Nov-2012 to 30-Nov-2012	0.0115

USER'S ENDURING ANNUAL DATA

User's Enduring Annual Entitlement Start Date	User's Enduring Annual Entitlement (kWh)
01-Oct-2012	10,000,000
01-Oct-2018	20,000,000

REQUEST PARAMETERS

Select	Ad-hoc Request ID	Ad-hoc Request Status	Tranche Request ID	Requested Increase Start Date	Max. Increase By (kWh)	Request Status	Timestamp
<input type="checkbox"/>	AIENEXFLAT001AH001	PENDING	XXXABERDEENOTAIENEXFLAT002	01-Oct-2012	2,200,000	NEW	02-Jun-2012 19:35:00
			XXXABERDEENOTAIENEXFLAT003	01-Dec-2012	2,500,000	NEW	02-Jun-2012 19:35:06
			XXXABERDEENOTAIENEXFLAT004	01-Jan-2013	300,000,000	NEW	02-Jun-2012 22:09:02

Save Cancel Clear

Capture Requests – Ad hoc Decrease of Enduring NTS Exit Flat Capacity

This screen allows the External Users (Shipper Users, Overrun Users and DNO Users) and National Grid NTS users to place requests for Ad Hoc Decreases in their Enduring NTS Exit Flat Capacity.

The following options would be available to the External Users.

4.12 View – Capture Request

External Users/National Grid users will be able to view requests placed for Ad hoc decreases in their Enduring NTS Exit Flat Capacity by navigating to the 'Create Request' screen from the main menu.

4.13 Add – Capture Request

External Users/National Grid NTS users will be able to place new Ad hoc requests for decreases in their Enduring NTS Exit Flat Capacity by navigating to the 'Create Request' screen from the main menu and clicking on the 'Add' button.

The Application details must be selected in the View screen before entering the Add screen.

4.14 Modify – Capture Request

External Users/National Grid NTS users will be able to modify requests for Ad hoc decreases in their Enduring NTS Exit Flat Capacity by navigating to the 'Create Request' screen from the main menu and clicking on the 'Modify' button.

The Application details must be selected in the View screen before entering the Modify screen.

4.15 Withdraw – Capture Request

External Users/National Grid NTS users will be able to withdraw the Ad hoc requests for decreases in their Enduring NTS Exit Flat Capacity by navigating to the 'Create Request' screen from the main menu and then selecting the 'Withdraw' button.

The Application details must be selected in the View screen before entering the Withdraw screen.

The screen shots for each of the options are provided below;

4.12 - View – Capture Ad hoc Decrease Request

Create Requests - Microsoft Internet Explorer

GEMINI Smell Gas ? Call free on 0800 111 999
all calls are recorded and may be monitored

Contract | Product | Trade | Deal | Constraints | Meter Details | Nominations | OCM | Measurements | Allocations | Invoice | IMS

Messages - 0 | User Name: IONT1301 | BA: TRA | User Role: IGMS013

GEMINI Environment: Prototype You are here : Deal > Capture > Create Requests > Query Deal

Create Requests

Product*: NTS EXIT FLAT CAPACITY FIRM PRIMARY Method of Sale*: ADENEXFLAT Request Type: Decrease

BA Code: XXX BA Abbr. Name: XXX BA Name: XXX

Application Window Period*: 02-Jun-2012 to 02-Jun-2012 Earliest Decrease Start Date: 01-Oct-2015 Location*: ABERDEENOT

Query Clear

NATIONAL GRID DEFINED PARAMETERS

Minimum Decrease by Quantity (kWh): 100,000 Maximum Number of Requests per Decrease Start Date: 1

USER'S ENDURING ANNUAL DATA

User's Enduring Annual Entitlement Start Date	User's Enduring Annual Entitlement (kWh)
01-Oct-2015	100,000,000
01-Dec-2016	75,000,000

REQUEST PARAMETERS

Request ID	Requested Decrease Start Date	Min. Decrease To (kWh)	Min. Decrease By (kWh)	Max. Decrease To (kWh)	Max. Decrease By (kWh)	Status	Timestamp
XXXABERDEENOTADENEXFLAT005	01-Oct-2015	75,000,000	25,000,000	50,000,000	50,000,000	NEW	02-Jun-2012 13:35:00

Add Modify Withdraw

12-Jun-2009 02:12:49

4.13 -Add – Capture Ad hoc Decrease Request

Add Request - Microsoft Internet Explorer

GEMINI Smell Gas ? Call free on 0800 111 999
all calls are recorded and may be monitored

Contract | Product | Trade | Deal | Constraints | Meter Details | Nominations | OCM | Measurements | Allocations | Invoice

Messages - 0 | User Name: IONT1301 | BA: TRA | User Role: IGMS013

GEMINI Environment: Prototype You are here : Deal > Capture > Create Request > Add

Add Request

Product: NTS EXIT FLAT CAPACITY FIRM PRIMARY Method of Sale: ADENEXFLAT Request Type: Decrease
 BA Code: XXX BA Abbr. Name: XXX BA Name: XXX
 Application Window Period: 02-Jun-2012 to 02-Jun-2012 Earliest Decrease Start Date : 01-Oct-2015 Location: ABERDEENOT

NATIONAL GRID DEFINED PARAMETERS
 Minimum Decrease by Quantity (kWh): 100,000 kWh Maximum Number of Requests per Decrease Start Date : 1

USER'S ENDURING ANNUAL DATA

User's Enduring Annual Entitlement Start Date	User's Enduring Annual Entitlement (kWh)
01-Oct-2015	100,000,000
01-Dec-2016	75,000,000

REQUEST PARAMETERS

Request ID	Requested Decrease Start Date	Min. Decrease To (kWh)	Min. Decrease By (kWh)	Max. Decrease To (kWh)	Max. Decrease By (kWh)	Status	Timestamp
XXXABERDEENOTADENEXFLAT005	01-Oct-2015	75,000,000	25,000,000	50,000,000	50,000,000	NEW	02-Jun-2012 13:35:00

Requested Decrease Start Date: 01-Nov-2015 Min. Decrease To (kWh): 94,00,000 Min. Decrease By (kWh): 6,000,000 Max. Decrease To (kWh): 94,00,000 Max. Decrease By (kWh): 6,000,000

Save Cancel Clear

2:19:25 Local intranet

4.14 - Modify – Capture Ad hoc Decrease Request

Modify Request - Microsoft Internet Explorer

GEMINI Smell Gas ? Call free on 0800 111 999
all calls are recorded and may be monitored

Contract | Product | Trade | Deal | Constraints | Meter Details | Nominations | OCM | Measurements | Allocations | Invoice | IMS

Messages - 0 User Name: IONT1301 BA: TRA User Role: IGMS013

GEMINI Environment: Prototype You are here : Deal > Capture > Create Request > Modify Deal

Modify Request

Product: NTS EXIT FLAT CAPACITY FIRM PRIMARY Method of Sale: ADENEXFLAT Request Type: Decrease
 BA Code: XXX BA Abbr. Name: XXX BA Name: XXX
 Application Window Period: 02-Jun-2012 to 02-Jun-2012 Earliest Decrease Start Date: 01-Oct-2015 Location: ABERDEENOT

NATIONAL GRID DEFINED PARAMETERS
 Minimum Decrease by Quantity (kWh): 100,000 kWh Maximum Number of Requests per Decrease Start Date : 1

USER'S ENDURING ANNUAL DATA

User's Enduring Annual Entitlement Start Date	User's Enduring Annual Entitlement (kWh)
01-Oct-2015	100,000,000
01-Dec-2016	75,000,000

REQUEST PARAMETERS

Select	Request ID	Requested Decrease Start Date	Min. Decrease To (kWh)	Min. Decrease By (kWh)	Max. Decrease To (kWh)	Max. Decrease By (kWh)	Status	Timestamp
<input checked="" type="checkbox"/>	XXXABERDEENOTADENEXFLAT005	01-Oct-2015	75,000,000	25,000,000	50,000,000	50,000,000	NEW	02-Jun-2012 13:35:00

Requested Decrease Start Date: 01-Nov-2015 Min. Decrease To (kWh): 94,000,000 Min. Decrease By (kWh): 6,000,000 Max. Decrease To (kWh): 94,000,000 Max. Decrease By (kWh): 6,000,000

Save Cancel Clear

2:19:57 Local intranet

4.15 - Withdraw – Capture Ad hoc Decrease Request

Withdraw Request - Microsoft Internet Explorer

GEMINI Smell Gas ? Call free on 0800 111 999
all calls are recorded and may be monitored

Contract IMS | Product | Trade | Deal | Constraints | Meter Details | Nominations | OCM | Measurements | Allocations | Invoice

Messages - 0 | User Name: IONT1301 | BA: TRA | User Role: IGMS013

GEMINI Environment: Prototype | You are here : Deal > Capture > Create Request > Withdraw | Deal

Withdraw Request

Product: NTS EXIT FLAT CAPACITY FIRM PRIMARY Method of Sale: ADENEXFLAT Request Type: Decrease

BA Code: XXX BA Abbr. Name: XXX BA Name: XXX

Application Window Period: 02-Jun-2012 to 02-Jun-2012 Earliest Decrease Start Date: 01-Oct-2015 Location: ABERDEENOT

NATIONAL GRID DEFINED PARAMETERS

Minimum Decrease by Quantity (kWh): 100,000 kWh Maximum Number of Requests per Decrease Start Date : 1

USER'S ENDURING ANNUAL DATA

User's Enduring Annual Entitlement Start Date	User's Enduring Annual Entitlement (kWh)
01-Oct-2015	100,000,000
01-Dec-2016	75,000,000

REQUEST PARAMETERS

Select	Request ID	Requested Decrease Start Date	Min. Decrease To (kWh)	Min. Decrease By (kWh)	Max. Decrease To (kWh)	Max. Decrease By (kWh)	Status	Timestamp
<input checked="" type="checkbox"/>	XXXABERDEENOTADENEXFLAT005	01-Oct-2015	75,000,000	25,000,000	50,000,000	50,000,000	NEW	02-Jun-2012 13:35:00

Capture Requests – Increase of Annual NTS Exit Flat Capacity

This screen allows the External Users (Shipper Users, Overrun Users and DNO Users) and National Grid NTS users to place new requests for Increases in their Annual NTS Exit Flat Capacity.

The following options would be available to External Users.

4.16 View – Capture Request

External Users/National Grid users will be able to view their requests placed for Annual NTS Exit Flat Capacity by navigating to the 'Create Request' screen from the main menu.

4.17 Add – Capture Request

External Users/National Grid NTS users will be able to place new requests for Annual NTS Exit Flat Capacity by navigating to the 'Create Request' screen from the main menu and clicking on the 'Add' button.

The Application details must be selected in the View screen before entering the Add screen.

4.18 Modify – Capture Request

External Users/National Grid NTS users will be able to modify existing requests for Annual NTS Exit Flat Capacity by navigating to the 'Create Request' screen from the main menu and clicking on the 'Modify' button.

The Application details must be selected in the View screen before entering the Modify screen.

4.19 Withdraw – Capture Request

External Users/National Grid NTS users will be able to withdraw existing requests for Annual NTS Exit Flat Capacity by navigating to the 'Create Request' screen from the main menu and clicking on the 'Withdraw' button.

The Application details must be selected in the View screen before entering the Withdraw screen.

The screen shots for the available options are provided below;

4.16 - View – Capture Annual Request

Contract | Product | Trade | Deal | Constraints | Meter Details | Nominations | OCM | Measurements | Allocations | Invoice | IMS

Messages - 0 | User Name: IONT1301 | BA: TRA | User Role: IGMS013

GEMINI Environment: Prototype You are here : Deal > Capture > Create Request > Query Deal

Create Request

Product*: NTS EXIT FLAT CAPACITY FIRM PRIMARY | Method of Sale*: ANEXFLAT | Transaction Period*: 01-Oct-2012 to 30-Sep-2015
 BA Code: XXX | BA Abbr. Name: XXX | BA Name: XXX
 Application Window Period*: 01-Jul-2012 to 10-Jul-2012 | Sub Transaction Period*: 01-Oct-2012 to 30-Sep-2013, 01-Oct-2013 to 30-Sep-2014, 01-Oct-2014 to 30-Sep-2015 | Location*: ABERDEENOT

NATIONAL GRID DEFINED PARAMETERS

Min. Qty(kWh): 100,000 | Maximum Number of Requests per Sub Transaction Period: 1

REQUEST PARAMETERS

Request ID	Sub Transaction Period	Min. Qty (kWh)	Max. Qty (kWh)	Status	Timestamp
XXXABERDEENOTANEXFLAT004	01-Oct-2012 to 30-Sep-2013	50,000,000	100,000,000	NEW	10-Jul-2011 19:35:00
XXXABERDEENOTENEXFLAT005	01-Oct-2013 to 30-Sep-2014	50,000,000	200,000,000	NEW	15-Jul-2011 03:22:00
XXXABERDEENOTENEXFLAT006	01-Oct-2014 to 30-Sep-2015	50,000,000	300,000,000	NEW	15-Jul-2011 13:16:22

4.17 - Add – Capture Annual Request

Add Request - Microsoft Internet Explorer

GEMINI Smell Gas ? Call free on 0800 111 999
all calls are recorded and may be monitored

Contract IMS | Product | Trade | Deal | Constraints | Meter Details | Nominations | OCM | Measurements | Allocations | Invoice

Messages - 0 | User Name: IONT1301 | BA: TRA | User Role: IGMS013

GEMINI Environment: Prototype You are here : Deal > Capture > Create Request > Add Deal

Add Request

Product : NTS EXIT FLAT CAPACITY FIRM PRIMARY Method of Sale : ANEXFLAT Transaction Period : 01-Oct-2012 to 30-Sep-2015

BA Code: XXX BA Abbr. Name: XXX BA Name: XXX

Application Window Period: 01-Jul-2012 to 10-Jul-2012 Sub Transaction Period : 01-Oct-2012 to 30-Sep-2013
01-Oct-2013 to 30-Sep-2014
01-Oct-2014 to 30-Sep-2015 Location : ABERDEENOT

NATIONAL GRID DEFINED PARAMETERS
Min. Qty(kWh): 100,000 Maximum Number of Requests per Sub Transaction Period: 1

REQUEST PARAMETERS					
Request ID	Sub Transaction Period	Min. Qty (kWh)	Max. Qty (kWh)	Status	Timestamp
XXXABERDEENOTANEXFLAT004	01-Oct-2012 to 30-Sep-2013	50,000,000	100,000,000	NEW	10-Jul-2011 19:35:00
XXXABERDEENOTENEXFLAT005	01-Oct-2013 to 30-Sep-2014	50,000,000	200,000,000	NEW	15-Jul-2011 03:22:00

Sub Transaction Period: 01-Oct-2014 to 30-Sep-2015 Min. Qty (kWh): 50,000,000 Max. Qty (kWh): 300,000,000

Save Cancel Clear

4.18 - Modify – Capture Annual Request

Modify Request - Microsoft Internet Explorer

GEMINI Smell Gas ? Call free on 0800 111 999
all calls are recorded and may be monitored

Contract | Product | Trade | Deal | Constraints | Meter Details | Nominations | OCM | Measurements | Allocations | Invoice

Messages - 0 | User Name: IONT1301 | BA: TRA | User Role: IGMS013

GEMINI Environment: Prototype You are here: Deal > Capture > Create Request > Modify Deal

Modify Request

Product : NTS EXIT FLAT CAPACITY FIRM PRIMARY Method of Sale : A NEXFLAT Transaction Period : 01-Oct-2012 to 30-Sep-2015

BA Code: XXX BA Abbr. Name: XXX BA Name: XXX

Application Window Period: 01-Jul-2012 to 10-Jul-2012 Sub Transaction Period: 01-Oct-2014 to 30-Sep-2015 Location : ABERDEENOT

NATIONAL GRID DEFINED PARAMETERS
Min. Qty (kWh): 100,000 Maximum Number of Requests per Sub Transaction Period: 1

REQUEST PARAMETERS

Select	Request ID	Sub Transaction Period	Min. Qty (kWh)	Max. Qty (kWh)	Status	Timestamp
<input type="checkbox"/>	XXXABERDEENOTANEXFLAT004	01-Oct-2012 to 30-Sep-2013	50,000,000	100,000,000	NEW	10-Jul-2011 19:35:00
<input type="checkbox"/>	XXXABERDEENOTENEXFLAT005	01-Oct-2013 to 30-Sep-2014	50,000,000	200,000,000	NEW	15-Jul-2011 03:22:00
<input checked="" type="checkbox"/>	XXXABERDEENOTENEXFLAT006	01-Oct-2014 to 30-Sep-2015	50,000,000	300,000,000	NEW	15-Jul-2011 13:16:22

Sub Transaction Period: 01-Oct-2014 to 30-Sep-2015 Min. Qty (kWh): 50,000,000 Max. Qty (kWh): 350,000,000

Save Cancel Reset

16-Mar-2009 16:25:02 LocalIntranet

4.19 - Withdraw – Capture Annual Request

Withdraw Request - Microsoft Internet Explorer

GEMINI Smell Gas ? Call free on 0800 111 999
all calls are recorded and may be monitored

Contract | Product | Trade | Deal | Constraints | Meter Details | Nominations | OCM | Measurements | Allocations | Invoice | IMS

Messages - 0 | User Name: IONT1301 | BA: TRA | User Role: IGMS013

GEMINI Environment: Prototype You are here: Deal > Capture > Create Request > Withdraw Deal

Withdraw Request

Product : NTS EXIT FLAT CAPACITY FIRM PRIMARY Method of Sale : A NEXFLAT Transaction Period : 01-Oct-2012 to 30-Sep-2015

BA Code : XXX BA Abbr. Name : XXX BA Name : XXX

Application Window Period : 01-Jul-2012 to 10-Jul-2012 Sub Transaction Period : 01-Oct-2013 to 30-Sep-2013
01-Oct-2013 to 30-Sep-2014
01-Oct-2014 to 30-Sep-2015 Location : ABERDEENOT

NATIONAL GRID DEFINED PARAMETERS
Min. Qty(kWh): 100,000 Maximum Number of Requests per Sub Transaction Period: 1

REQUEST PARAMETERS

Select	Request ID	Sub Transaction Period	Min. Qty (kWh)	Max. Qty (kWh)	Status	Timestamp
<input type="checkbox"/>	XXXABERDEENOTANEXFLAT004	01-Oct-2012 to 30-Sep-2013	50,000,000	100,000,000	NEW	10-Jul-2011 19:35:00
<input type="checkbox"/>	XXXABERDEENOTANEXFLAT005	01-Oct-2013 to 30-Sep-2014	50,000,000	200,000,000	NEW	15-Jul-2011 03:22:00
<input checked="" type="checkbox"/>	XXXABERDEENOTANEXFLAT006	01-Oct-2014 to 30-Sep-2015	50,000,000	300,000,000	NEW	15-Jul-2011 13:16:22

Save Cancel Clear

16-Mar-2009 16:26:43 Local intranet

5. Application Request Information

The 'Application Request Information' Report displays the details of Requests placed by the External Users, along with the status, based on the Product and instance of Method of Sale for the following Applications in the system solution:

- i. Increase of Enduring Annual NTS Exit Flat Capacity
- ii. Decrease of Enduring Annual NTS Exit Flat Capacity
- iii. Ad hoc Increase of Enduring NTS Exit Flat Capacity
- iv. Ad hoc Decrease of Enduring NTS Exit Flat Capacity
- v. Increase of Annual NTS Exit Flat Capacity

For Enduring Increase Applications, the report will allow the user to drill down to view the Indicative and Actual Prices for the period from which the Increase is effective.

For Enduring Increase Applications, this report will also allow the user to view the details of modifications applied during the DN Adjustment Window.

For Enduring Ad Hoc Increase Application, External Users can see History details of their requests that pass through various statuses before they are approved.

This screen can be accessed by all External Users (Shippers, DNO Users and Overrun Users) and National Grid users.

The screen shots and sub-functionality for each of the Application are provided below;

Increase of Enduring Annual NTS Exit Flat Capacity

5.1 - Application Request Information – View Screen

Application Request Information - Microsoft Internet Explorer

GEMINI Smell Gas ? Call free on 0800 111 999
all calls are recorded and may be monitored

Contract | Product | Trade | Deal | Constraints | Meter Details | Nominations | OCM | Measurements | Allocations | Invoice | IMS

Messages - 0 | User Name: IONT1301 | BA: TRA | User Role: IGMS013

GEMINI Environment: Prototype You are here : Deal > Request Capture Reports > Application Request Information Deal

Application Request Information

Business Associate*: XXX XXX XXX Product*: NTS EXIT FLAT CAPACITY FIRM PRIMARY

Method of Sale*: ENEFLAT Request Type*: Increase

Request Window Period*: 01-Jul-2012 08:00:00 to 31-Jul-2012 17:00:00 Application Window Type*: Normal Application Window

Location*: ABERDEENOT Increase Start Date*: 01-Oct-2015 01-Oct-2016 01-Oct-2017 Request Status*: All Allocated Rejected

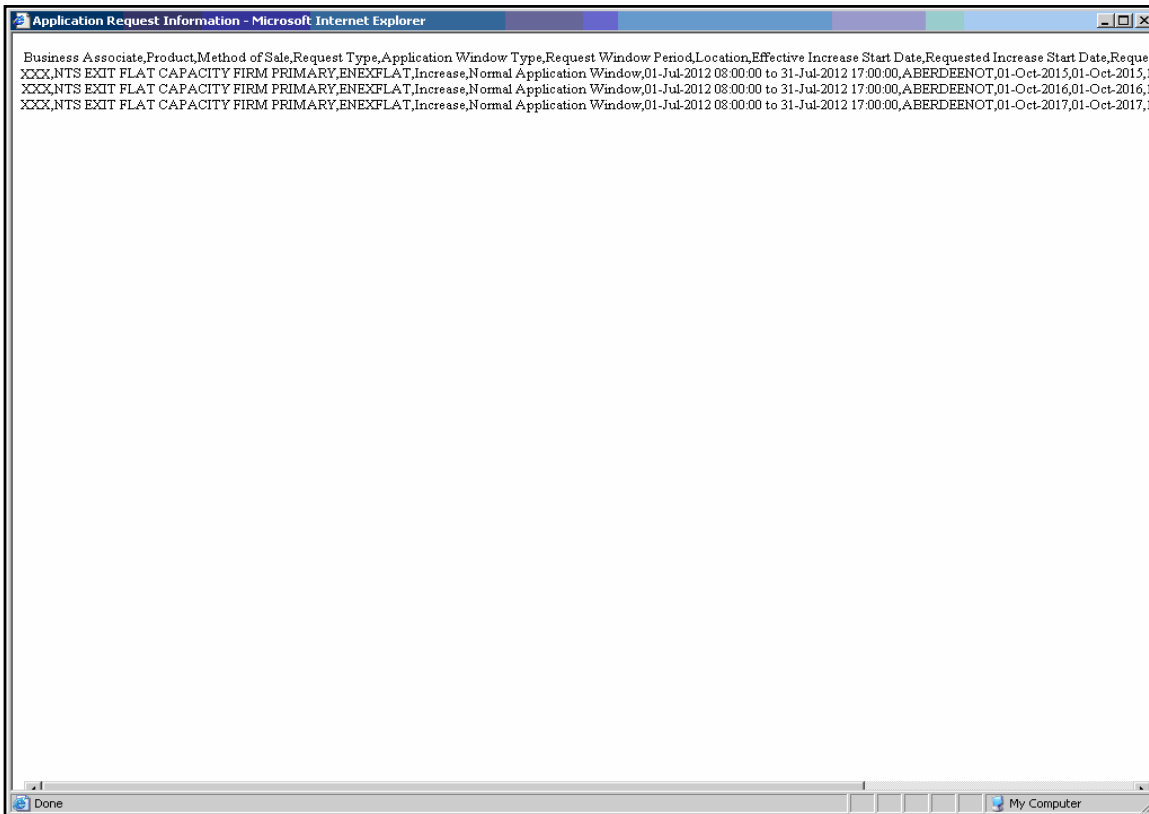
Query Clear

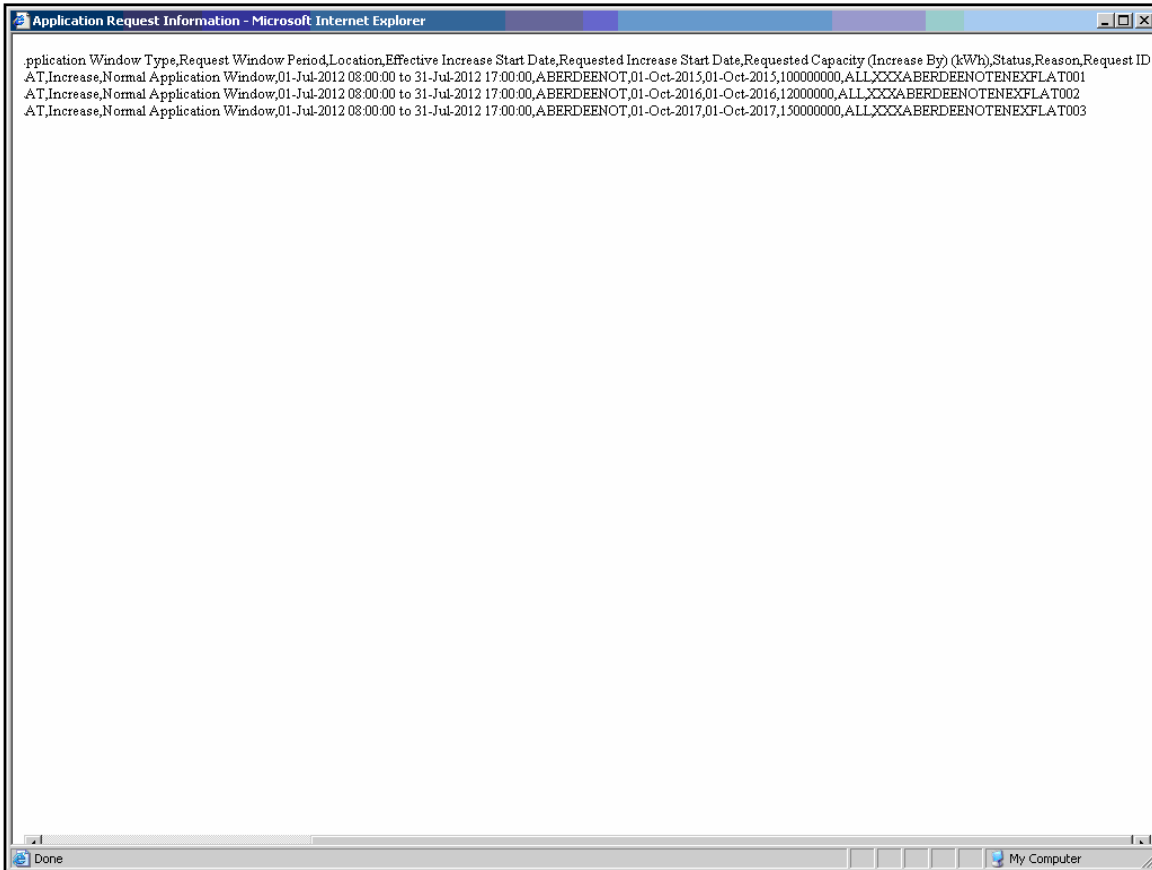
Location	Effective Increase Start Date	BA Code	Requested Increase Start Date	Requested Capacity (Increase By) (kWh)	Status	Reason	Request ID	DN Adjustment	Action
ABERDEENOT	01-Oct-2015	XXX	01-Oct-2015	100,000,000	ALL		XXXABERDEENOTENEXFLAT001		
ABERDEENOT	01-Oct-2016	XXX	01-Oct-2016	120,000,000	ALL		XXXABERDEENOTENEXFLAT002	View	
ABERDEENOT	01-Oct-2017	XXX	01-Oct-2017	130,000,000	ALL		XXXABERDEENOTENEXFLAT003	View	

Generate Report

10:43:31 My Computer

5.1.2 - Application Request Information – CSV Format





5.2 - Application Request Information - View Details Screen

Application Request Information - View - Microsoft Internet Explorer

GEMINI Smell Gas ? Call free on 0800 111 999
all calls are recorded and may be monitored

Contract | Product | Trade | Deal | Constraints | Meter Details | Nominations | OCM | Measurements | Allocations | Invoice | IMS

Messages - 0 | User Name: IONT1301 | BA: TRA | User Role: IGM5013

GEMINI Environment: Prototype You are here : Deal > Request Capture Reports > Application Request Information > View Deal

Application Request Information - View

Business Associate*: XXX XXX XXX Product: NTS EXIT FLAT CAPACITY FIRM PRIMARY

Method of Sale: ENEXFLAT Request Type: Increase Request Window Period: 01-Jul-2012 08:00:00 to 31-Jul-2012 17:00:00

Location: ABERDEENOT BALGRAYOT BPGRNGEMOUTHPS Increase Start Date: 01-Oct-2015 01-Oct-2016 01-Oct-2017 Request Status: All Allocated Rejected

Location	Indicative Pricing Period	Indicative Price (p/kWh)	Actual Pricing Period	Actual Price (p/kWh)	Request ID
ABERDEENOT	01-Oct-2015 to 30-Sep-2016	0.0010	01-Oct-2015 to 31-Mar-2016	0.0010	XXXABERDEENOTENEXFLAT001
ABERDEENOT	01-Oct-2016 to 30-Sep-2017	0.0012	01-Apr-2016 to 30-Sep-2016	0.0015	0.0012 XXXABERDEENOTENEXFLAT002
ABERDEENOT	01-Oct-2017 to 30-Sep-2018	0.0014	01-Oct-2017 to 31-Mar-2018	0.0014	XXXABERDEENOTENEXFLAT003

Close

1:20:48 My Computer

Application Request Information - Decrease of Enduring Annual NTS Exit Flat Capacity

5.3 - Application Request Information – View Screen

Application Request Information

Business Associate*: XXX XXX XXX Product*: NTS EXIT FLAT CAPACITY FIRM PRIMARY

Method of Sale*: ENEFLAT Request Type*: Decrease Request Window Period*: 01-Jul-2012 08:00:00 to 31-Jul-2012 17:00:00

Location*: ABERDEENOT Request Status*: All

Location	Effective Decrease Start Date	BA Code	Requested Decrease Start Date	Requested Capacity (Decrease To) (kWh)	Status	Reason	Request ID
ABERDEENOT	01-Oct-2013	XXX	01-Oct-2013	100,000,000	ALL		XXXABERDEENOTENEFLAT001

Buttons: Query, Clear, Generate Report

5.3.1 - Application Request Information - PDF Format

Application Request Information - Microsoft Internet Explorer

Application Request Information

Business Associate: XXX
Method of Sale: ENEXFLAT
Request Window Period: 01-Jul-2012 08:00:00 to 31-Jul-2012 17:00:00

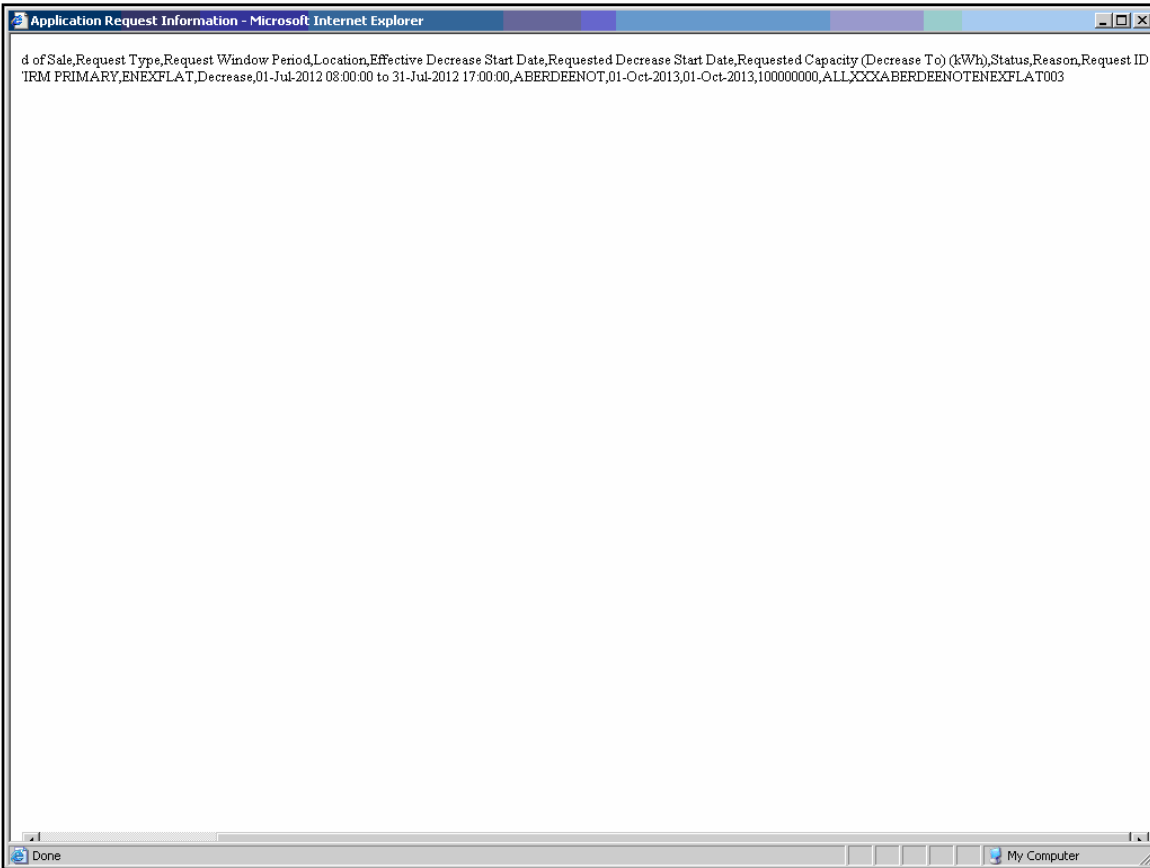
Product: NTS EXIT FLAT CAPACITY FIRM PRIMARY
Request Type: Decrease

Location	Effective Decrease Start Date	Requested Decrease Start Date	Requested Capacity (Decrease To) (kWh)	Status	Reason	Request ID
ABERDEENOT	01-Oct-2013	01-Oct-2013	100,000,000	ALL		XXXABERDEENOTENEXFLAT002

Done My Computer

5.3.2 - Application Request Information – CSV Format





Application Request Information Report - Ad hoc Increase of Enduring NTS Exit Flat Capacity

5.4 - Application Request Information – View Screen

The screenshot shows the GEMINI web application interface. At the top, there are navigation tabs: Contract, Product, Trade, Deal, Constraints, Meter Details, Nominations, OCM, Measurements, Allocations, and Invoice. Below these are user details: User Name: IONT1301, BA: TRA, User Role: IGMS013. The breadcrumb trail is: Deal > Request Capture Reports > Application Request Information.

The main section is titled "Application Request Information" and contains several filter fields:

- Business Associate*: XXX XXX XXX
- Product*: NTS EXIT FLAT CAPACITY FIRM PRIMARY
- Method of Sale*: AIENEXFLAT
- Request Type: Increase
- Request Window Period*: 01-Oct-2012 08:00:00 to 30-Jun-2013 17:00:00
- Ad hoc Request ID*: AIENEXFLAT002AH001
- Location: ABERDEENOT
- Increase Start Date*: 01-Apr-2013, 01-May-2013, 01-Jun-2013
- Request Status*: All, Allocated, Rejected

Buttons for "Query" and "Clear" are present. Below the filters is a table with the following data:

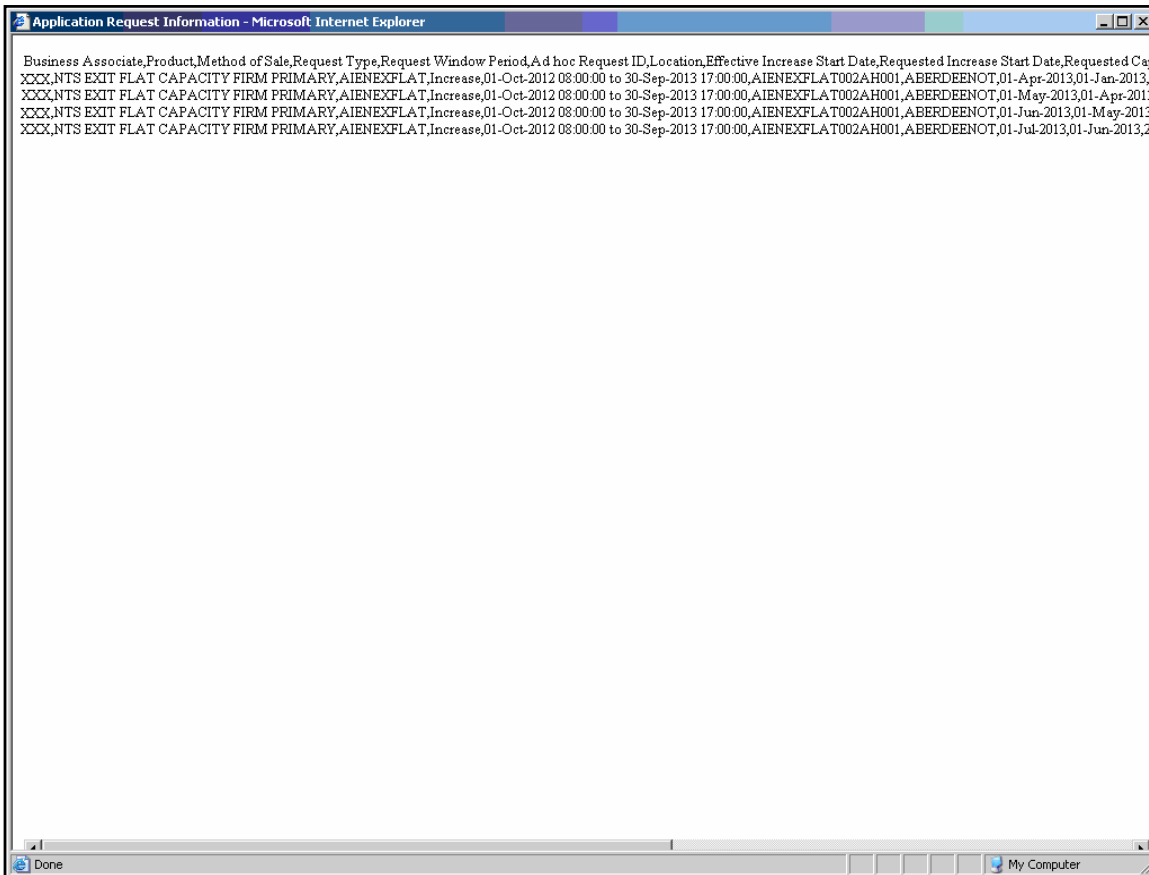
Location	Effective Increase Start Date	BA Code	Requested Increase Start Date	Requested Capacity (Increase By) (kWh)	Original Demonstration Date	Demonstration Date	Status	Reason	Request Registration Timestamp	Tranche Request ID	Action
ABERDEENOT	01-Apr-2013	XXX	01-Jan-2013	100,000,000	01-Nov-2012	01-Dec-2012	ALL		01-Oct-2012 10:00:00	XXX ABERDEENOTAIENEXFLAT002	V H
ABERDEENOT	01-May-2013	XXX	01-Apr-2013	120,000,000	01-Nov-2012	01-Dec-2012	ALL		01-Oct-2012 10:00:00	XXX ABERDEENOTAIENEXFLAT003	V H
ABERDEENOT	01-Jun-2013	XXX	01-May-2013	150,000,000	01-Nov-2012	01-Dec-2012	ALL		01-Oct-2012 10:00:00	XXX ABERDEENOTAIENEXFLAT004	V H
ABERDEENOT	01-Jul-2013	XXX	01-Jun-2013	200,000,000	01-Nov-2012	01-Dec-2012	ALL		01-Oct-2012 10:00:00	XXX ABERDEENOTAIENEXFLAT005	V H

A "Generate Report" button is located at the bottom right of the table area.

5.4.1 - Application Request Information Report - PDF Format

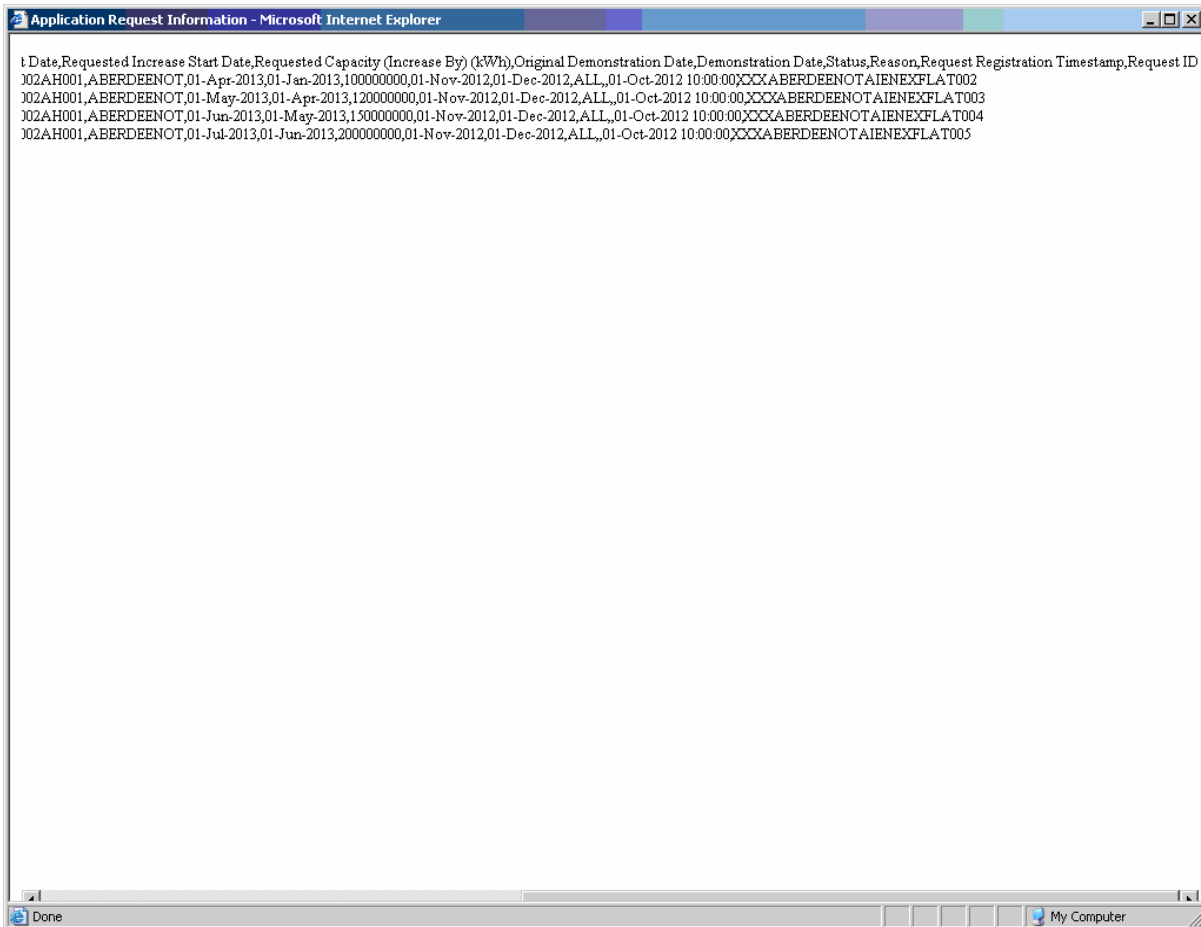
Application Request Information									
Business Associate: XXX					Product: NTS EXIT FLAT CAPACITY FIRM PRIMARY				
Method of Sale: AIENEXFLAT					Request Type: Increase				
Request Window Period: 01-Oct-2012 08:00:00 to 30-Sep-2013 17:00:00					Ad Hoc Request ID: AIENEXFLAT002AH001				
Location	Effective Increase Start Date	Requested Increase Start Date	Requested Capacity (Increase By) (kWh)	Original Demonstration Date	Demonstration Date	Status	Reason	Request Registration Time Stamp	Request ID
ABERDEENOT	01-Apr-2013	01-Jan-2013	100,000,000	01-Nov-2012	01-Dec-2012	ALL		01-Oct-2012 10:00:00	XXXABERDEENOTAIENEXFLAT002
ABERDEENOT	01-May-2013	01-Apr-2013	120,000,000	01-Nov-2012	01-Dec-2012	ALL		01-Oct-2012 10:00:00	XXXABERDEENOTAIENEXFLAT003
ABERDEENOT	01-Jun-2013	01-May-2013	150,000,000	01-Nov-2012	01-Dec-2012	ALL		01-Oct-2012 10:00:00	XXXABERDEENOTAIENEXFLAT004
ABERDEENOT	01-Jul-2013	01-Jan-2013	200,000,000	01-Nov-2012	01-Dec-2012	ALL		01-Oct-2012 10:00:00	XXXABERDEENOTAIENEXFLAT005

5.4.2 - Application Request Information Report - CSV Format



The screenshot shows a browser window with the title 'Application Request Information - Microsoft Internet Explorer'. The main content area displays a CSV report with the following header and data rows:

Business Associate	Product	Method of Sale	Request Type	Request Window Period	Ad hoc Request ID	Location	Effective Increase Start Date	Requested Increase Start Date	Requested Cap
XXX,NTS EXIT FLAT CAPACITY FIRM PRIMARY,AIENEXFLAT,Increase,01-Oct-2012 08:00:00 to 30-Sep-2013 17:00:00,AIENEXFLAT002AH001,ABERDEENOT,01-Apr-2013,01-Jan-2013,									
XXX,NTS EXIT FLAT CAPACITY FIRM PRIMARY,AIENEXFLAT,Increase,01-Oct-2012 08:00:00 to 30-Sep-2013 17:00:00,AIENEXFLAT002AH001,ABERDEENOT,01-May-2013,01-Apr-2013,									
XXX,NTS EXIT FLAT CAPACITY FIRM PRIMARY,AIENEXFLAT,Increase,01-Oct-2012 08:00:00 to 30-Sep-2013 17:00:00,AIENEXFLAT002AH001,ABERDEENOT,01-Jun-2013,01-May-2013,									
XXX,NTS EXIT FLAT CAPACITY FIRM PRIMARY,AIENEXFLAT,Increase,01-Oct-2012 08:00:00 to 30-Sep-2013 17:00:00,AIENEXFLAT002AH001,ABERDEENOT,01-Jul-2013,01-Jun-2013,2									



The screenshot shows a Microsoft Internet Explorer window titled "Application Request Information". The main content area displays a table with the following data:

ID	Date	Requested Increase Start Date	Requested Capacity (Increase By) (kWh)	Original Demonstration Date	Demonstration Date	Status	Reason	Request Registration Timestamp	Request ID
102AH001	ABERDEENOT	01-Apr-2013	01-Jan-2013	100000000	01-Nov-2012	01-Dec-2012	ALL	01-Oct-2012 10:00:00	XXXABERDEENOTAIENEXFLAT002
102AH001	ABERDEENOT	01-May-2013	01-Apr-2013	120000000	01-Nov-2012	01-Dec-2012	ALL	01-Oct-2012 10:00:00	XXXABERDEENOTAIENEXFLAT003
102AH001	ABERDEENOT	01-Jun-2013	01-May-2013	150000000	01-Nov-2012	01-Dec-2012	ALL	01-Oct-2012 10:00:00	XXXABERDEENOTAIENEXFLAT004
102AH001	ABERDEENOT	01-Jul-2013	01-Jun-2013	200000000	01-Nov-2012	01-Dec-2012	ALL	01-Oct-2012 10:00:00	XXXABERDEENOTAIENEXFLAT005

The browser's status bar at the bottom shows "Done" and "My Computer".

5.5 - Application Request Information - View Details

Application Request Information - View - Microsoft Internet Explorer

GEMINI Smell Gas ? Call free on 0800 111 999
all calls are recorded and may be monitored

Contract | Product | Trade | Deal | Constraints | Meter Details | Nominations | OCM | Measurements | Allocations | Invoice | IMS

Messages: 0 | User Name: IONT1301 | BA: TRA | User Role: IGMS013

GEMINI Environment: Prototype You are here : Deal > Request Capture Reports > Application Request Information > View Deal

Application Request Information - View

Business Associate: XXX XXX XXX | Products: NTS EXIT FLAT CAPACITY FIRM PRIMARY

Method of Sale: AIENEXFLAT | Request Type: Increase | Request Window Period: 01-Oct-2012 08:00:00 to 30-Jun-2013 17:00:00

Ad hoc Request ID: AIENEXFLAT002AH001 | Location: ABERDEENOT | Tranche Increase Start Date: 01-Apr-2013, 01-May-2013, 01-Jun-2013

Request Status: Allocated / Rejected

Location	Indicative Pricing Period	Indicative Price (p/kWh)	Actual Pricing Period	Actual Price (p/kWh)	Request ID
ABERDEENOT	01-Apr-2013 to 30-Apr-2013	0.0010	01-Apr-2013 to 30-Apr-2013	0.0012	XXXABERDEENOTAIENEXFLAT002

Close

1:21:42 | My Computer

5.6 - Application Request Information – View History

Application Request Information History - Microsoft Internet Explorer

History

Location	Effective Increase Start Date	BA Code	Requested Increase Start Date	Requested Capacity (Increase By) (kWh)	Original Demonstration Date	Demonst Dat
ABERDEENOT	01-Apr-2013	XXX	01-Jan-2013	100,000,000	01-Nov-2012	01-Dec-
ABERDEENOT	01-Apr-2013	XXX	01-Jan-2013	100,000,000	01-Nov-2012	01-Dec-
ABERDEENOT		XXX	01-Jan-2013	100,000,000		

Generate Report Close

Application Request Information History - Microsoft Internet Explorer

History

Registration Status	Reason	Request Registration Timestamp	Tranche Request ID	Timestamp
012	ALL	01-Oct-2012 10:00:00	XXXABERDEENOTAIENEXFLAT002	20-Oct-2012 10:00:00
012	RES	01-Oct-2012 10:00:00	XXXABERDEENOTAIENEXFLAT002	10-Oct-2012 10:00:00
	NEW	01-Oct-2012 10:00:00	XXXABERDEENOTAIENEXFLAT002	01-Oct-2012 10:00:00

Generate Report Close

5.6.1 - Application Request Information – View History Report

Application Request Information History - Microsoft Internet Explorer

Application Request Information History

Location	Effective Increase Start Date	BA Code	Requested Increase Start Date	Requested Capacity (Increase By) (kWh)	Original Demonstration Date	Demonstration Date	Status Reason	Request Registration Timestamp
ABERDEENOT	01-Apr-2013	XXX	01-Jan-2013	100,000,000	01-Nov-2012	01-Dec-2012	ALL	01-Oct-2012 10:00:00
ABERDEENOT	01-Apr-2013	XXX	01-Jan-2013	100,000,000	01-Nov-2012	01-Dec-2012	RES	01-Oct-2012 10:00:00
ABERDEENOT		XXX	01-Jan-2013	100,000,000			NEW	01-Oct-2012 10:00:00

Local intranet

Application Request Information History - Microsoft Internet Explorer

Application Request Information History

Request ID	Requested Capacity (Increase By) (kWh)	Original Demonstration Date	Demonstration Date	Status Reason	Request Registration Timestamp	Tranche Request ID	Timestamp
	100,000,000	01-Nov-2012	01-Dec-2012	ALL	01-Oct-2012 10:00:00	XXXABERDEENOTAIENEXFLAT002	20-Oct-2012 10:00:00
	100,000,000	01-Nov-2012	01-Dec-2012	RES	01-Oct-2012 10:00:00	XXXABERDEENOTAIENEXFLAT002	10-Oct-2012 10:00:00
	100,000,000			NEU	01-Oct-2012 10:00:00	XXXABERDEENOTAIENEXFLAT002	01-Oct-2012 10:00:00

Local intranet

Ad hoc Decrease of Enduring NTS Exit Flat Capacity

5.7 - Application Request Information – View Screen

Application Request Information - Microsoft Internet Explorer

GEMINI Smell Gas ? Call free on 0800 111 999
all calls are recorded and may be monitored

Contract | Product | Trade | Deal | Constraints | Meter Details | Nominations | OCM | Measurements | Allocations | Invoice | IMS

Messages - 0 User Name: IONT1301 BA: TRA User Role: IGMS013

GEMINI Environment: Prototype You are here : Deal > Request Capture Reports > Application Request Information Deal

Application Request Information

Business Associate*: XXX XXX XXX Product*: NTS EXIT FLAT CAPACITY FIRM PRIMARY

Method of Sale*: ADENEXFLAT Request Type: Decrease Request Window Period*: 01-Oct-2012 08:00:00 to 02-Oct-2012 17:00:00

Location*: ABERDEENOT Request Status*: All
BALGRAYOT
BPGRNGEMOUTHPS Allocated
Rejected

Query Clear

Location	Effective Decrease Start Date	BA Code	Requested Decrease Start Date	Maximum Requested Capacity (Decrease To) (kWh)	Minimum Requested Capacity (Decrease To) (kWh)	Allocated Capacity (Decrease To) (kWh)	Status	Reason	Request ID
ABERDEENOT	01-Apr-2013	XXX	01-Jan-2013	100,000,000	200,000,000	150,000,000	ALL		XXX ABERDEENOTADENEXFLAT003

Generate Report

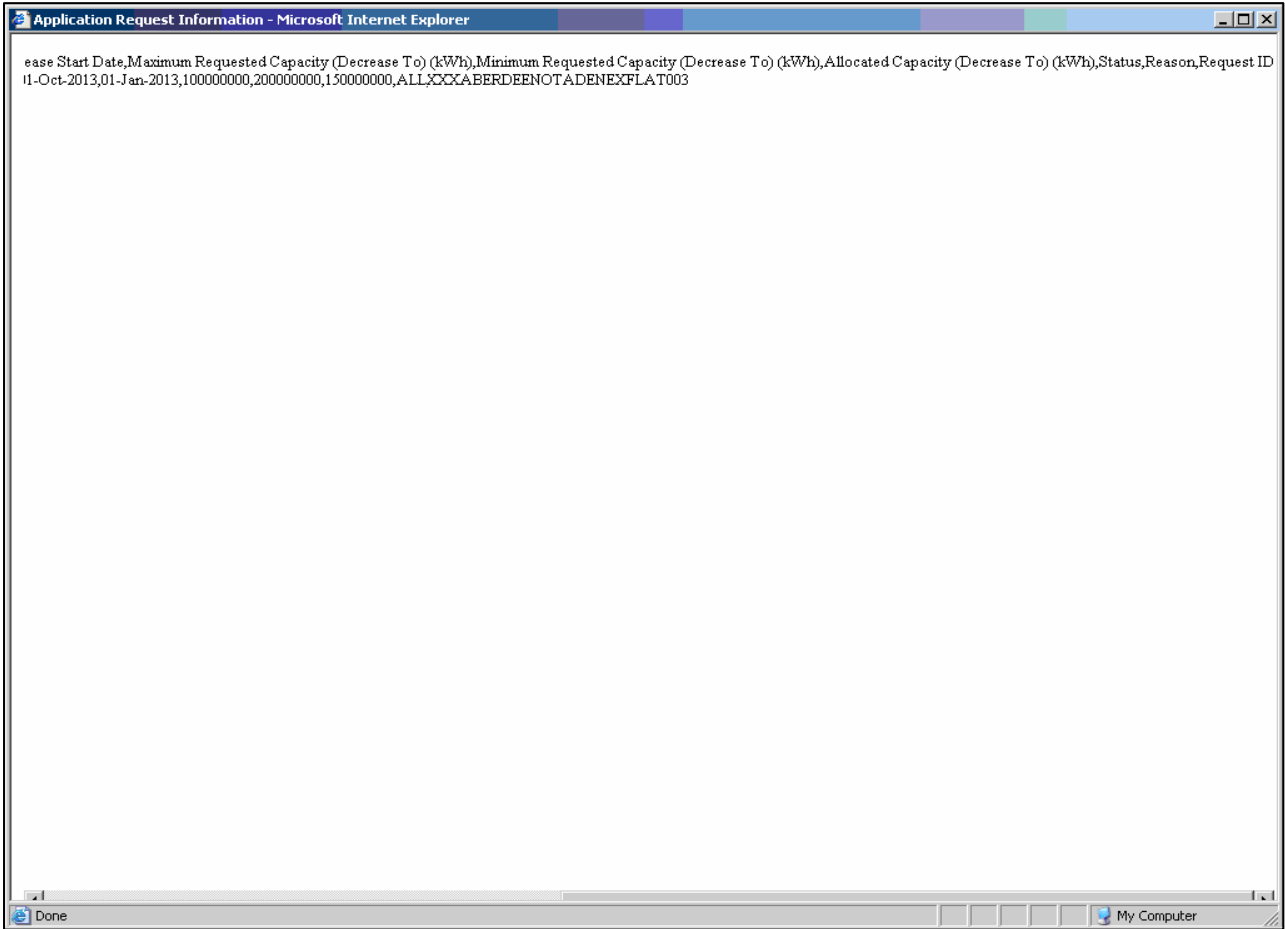
12-May-2009 17:42:33 My Computer

5.7.1 - Application Request Information Report - (PDF Format)

Application Request Information								
Business Associate: XXX			Product: NTS EXIT FLAT CAPACITY FIRM PRIMARY					
Method of Sale: ADENEXFLAT			Request Type: Decrease					
Request Window Period: 01-Oct-2012 08:00:00 to 02-Oct-2012 17:00:00								
Location	Effective Decrease Start Date	Requested Decrease Start Date	Maximum Requested Capacity (Decrease To) (kWh)	Minimum Requested Capacity (Decrease To) (kWh)	Allocated Capacity (Decrease To) (kWh)	Status	Reason	Request ID
ABERDEENOT	01-Oct-2013	01-Jan-2013	100,000,000	200,000,000	150,000,000	ALL		XXXABERDEENOTADENEXFLAT003

5.7.2 - Application Request Information Report - CSV Format





Increase of Annual NTS Exit Flat Capacity

5.8 - Application Request Information Report – View Screen

Application Request Information

Business Associate*: XXX XXX XXX Product*: NTS EXIT FLAT CAPACITY FIRM PRIMARY

Method of Sale*: ANEXFLAT Transaction Period*: 01-Oct-2012 to 30-Sep-2013 Request Window Period*: 01-Jul-2012 08:00:00 to 31-Jul-2012 17:00:00

Location*: ABERDEENOT Sub Transaction Period*: 01-Oct-2012 to 30-Sep-2013 Request Status*: All, Allocated, Rejected

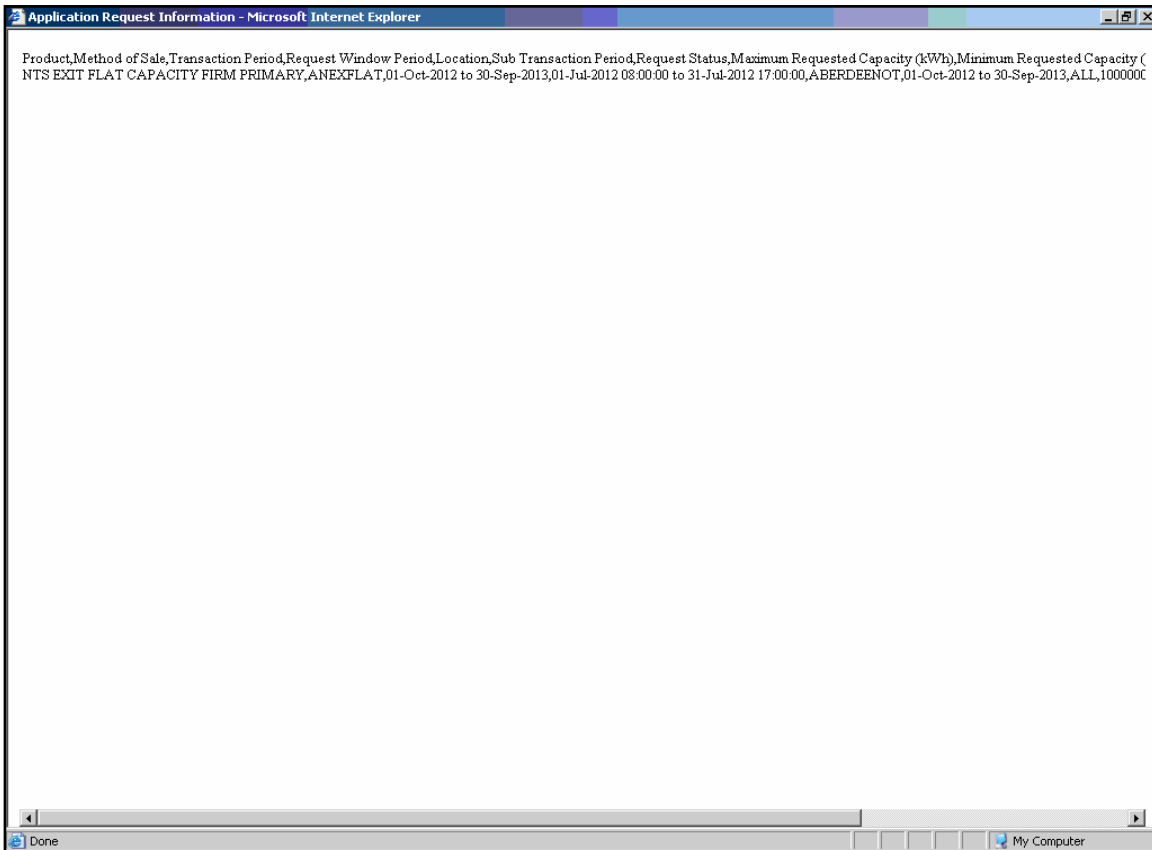
Location	Sub Transaction Period	BA Code	Maximum Requested Capacity (kWh)	Minimum Requested Capacity (kWh)	Allocated Capacity (kWh)	Status	Reason	Request ID	Action
ABERDEENOT	01-Oct-2012 to 30-Sep-2013	XXX	100,000,000	50,000,000	100,000,000	ALL		XXX ABERDEENOTANEXFLAT004	V

Generate Report

5.8.1 - Application Request Information Report (PDF Format)

Application Request Information							
Business Associate: XXX			Product: NTS EXIT FLAT CAPACITY FIRM PRIMARY				
Method of Sale: ANEXFLAT			Transaction Period: 01-Oct-2012 to 30-Sep-2013				
Request Window Period: 01-Jul-2012 08:00:00 to 31-Jul-2012 17:00:00							
Location	Sub Transaction Period	Maximum Requested Capacity (kWh)	Minimum Requested Capacity (kWh)	Allocated Capacity (kWh)	Status	Reason	Request ID
ABERDEENOT	01-Oct-2012 to 30-Sep-2013	100,000,000	50,000,000	100,000,000	ALL		XXXABERDEENOTANEXFLAT004

5.8.2 - Application Request Information Report (CSV Format)



5.9 - Application Request Information - View Details

Application Request Information - View - Microsoft Internet Explorer

GEMINI Smell Gas ? Call free on 0800 111 999
all calls are recorded and may be monitored

Contract | Product | Trade | Deal | Constraints | Meter Details | Nominations | OCM | Measurements | Allocations | Invoice | IMS

Messages - 0 | User Name: IONT1301 | BA: TRA | User Role: IGM5013

GEMINI Environment: Prototype You are here : Deal > Request Capture Reports > Application Request Information > View Deal

Application Request Information - View

Business Associate*: XXX XXX XXX Product*: NTS EXIT FLAT CAPACITY FIRM PRIMARY

Method of Sale*: ANEXFLAT Transaction Period*: 01-Oct-2012 to 30-Sep-2013 Request Window Period*: 01-Jul-2012 08:00:00 to 31-Jul-2012 17:00:00

Location*: ABERDEENOT Sub Transaction Period*: 01-Oct-2012 to 30-Sep-2013 Request Status*: All Allocated Rejected

Location	Indicative Pricing Period	Indicative Price (p/kWh)	Actual Pricing Period	Actual Price (p/kWh)	Request ID
ABERDEENOT	01-Oct-2012 to 30-Sep-2013	0.0010	01-Oct-2012 to 31-Mar-2013	0.0010	XXXABERDEENOTANEXFLAT004
			01-Apr-2013 to 30-Sep-2013	0.0015	

Close

07-Apr-2009 11:27:51 My Computer

6. Request Processing - Ad hoc Offer - Acceptance

This screen allows the applicant External User to confirm the Ad hoc Offer, once 'Published' by National Grid NTS in the 'Ad hoc Offer and Demonstration - Main' screen

The National Grid NTS user also has the facility to do so on behalf of the applicant External User.

This screen is accessible to all External Users (Shipper Users, DNO Users and Overrun Users) and National Grid users.

The External User(s) can 'Accept' or 'Reject' the offer.

The screen shot for is provided below;

6.1 - Ad hoc Offer Confirmation – View Screen

Ad hoc Offer Confirmation - Microsoft Internet Explorer

GEMINI Smell Gas ? Call free on 0800 111 999
all calls are recorded and may be monitored

Contract | Product | Trade | Deal | Constraints | Meter Details | Nominations | OCM | Measurements | Allocations | Invoice | IMS

Messages: 0 | User Name: IONT1301 | BA: TRA | User Role: IGMS013

GEMINI Environment: Prototype | You are here: Deal Management > Ad hoc Offer Confirmation | Deal

Ad hoc Offer Confirmation

Product*: NTS EXIT FLAT CAPACITY FIRM PRIMARY | Method of Sale*: AIENEXFLAT | Method of Sale ID*: AIENEXFLAT002

Business Associate: XXX XXX XXX | Ad hoc Request ID*: AIENEXFLAT002AH001 | Location: ABERDEENOT

Query Clear

Ad hoc Request ID	Tranche Request ID	Location	Reserved Capacity (kWh)	User Requested Date	Increase Effective Date	Demonstration Date	Offer Acceptance by Date	Status
AIENEXFLAT002AH001	XXXABERDEENOTAIENEXFLAT001	ABERDEENOT	100,000,000	01-Oct-2012	01-Oct-2012	01-Aug-2012	01-Jul-2011	Published
	XXXABERDEENOTAIENEXFLAT002	ABERDEENOT	200,000,000	01-Nov-2012	01-Nov-2012			
	XXXABERDEENOTAIENEXFLAT003	ABERDEENOT	300,000,000	01-Dec-2012	01-Dec-2012			
	XXXABERDEENOTAIENEXFLAT004	ABERDEENOT	400,000,000	01-Dec-2013	01-Dec-2013			

Accept Offer | Reject Offer

11-May-2009 16:15:04 | My Computer

7. Accepted Ad Hoc Offer Report

This report provides details of the Ad hoc Offer 'Accepted' by the External Users
This report would be applicable to Enduring Ad hoc Increase NTS Exit Flat Capacity Application

This screen would be accessible to all External Users (Shippers, DNO Users, and Overrun Users) and National Grid users.

The following sub-functionality is available -

- i. View CSV and PDF reports of the queried details

The screen shots for each of the screens are provided below;

7.1 - Accepted Ad hoc Offer – View Screen

Accepted Ad hoc Offer Report - Microsoft Internet Explorer

GEMINI Smell Gas ? Call free on 0800 111 999
all calls are recorded and may be monitored

Contract | Product | Trade | Deal | Constraints | Meter Details | Nominations | OCM | Measurements | Allocations | Invoice

Messages - 0 | User Name: IONT1301 | BA: TRA | User Role: IGMS013

GEMINI Environment: Prototype You are here : Product > Publish Offer Reports > Accepted Ad hoc Offer Report Deal

Accepted Ad hoc Offer Report

Product*: NTS EXIT FLAT CAPACITY FIRM PRIMARY Method of Sale*: AIENEXFLAT Location*: ABERDEENOT
BALGRAYOT
DRUMOT

Query Clear

Ad hoc Request ID	Location	Request Window Period	Reserved Capacity (kWh)	Reserve Increase Start Date	Demonstration Date
AIENEXFLAT002AH001	ABERDEENOT	01-Oct-2012 08:00:00 to 30-Jun-2013 17:00:00	100,000,000	01-Oct-2012	01-Jul-2012
			200,000,000	01-Nov-2012	
			300,000,000	01-Dec-2012	
			400,000,000	01-Dec-2013	
AIENEXFLAT002AH002	BALGRAYOT	01-Oct-2012 08:00:00 to 30-Jun-2013 17:00:00	200,000,000	01-Oct-2012	01-Aug-2012
			400,000,000	01-Nov-2012	
			500,000,000	01-Jan-2013	
			700,000,000	01-Mar-2013	

Generate Report

16:01:49 My Computer

7.1.1 - Accepted Ad hoc Offer – PDF Report

Accepted Ad hoc Offer Report - Microsoft Internet Explorer

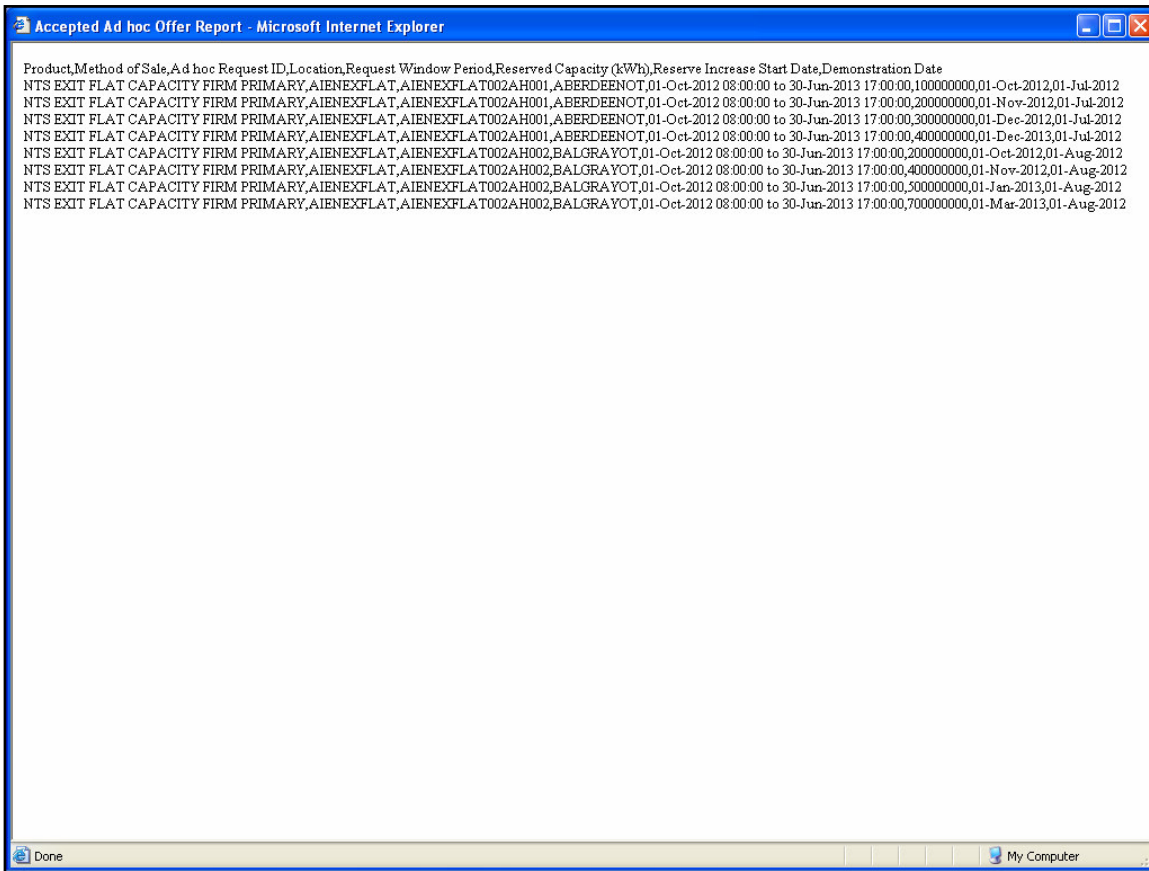
Accepted Ad hoc Offer Report

Product: NTS EXIT FLAT CAPACITY FIRM PRIMARY **Method of Sale:** AIENEXFLAT

Ad hoc Request ID	Location	Request Window Period	Reserved Capacity (kWh)	Reserve Increase Start Date	Demonstration Date
AIENEXFLAT002AH001	ABERDEENOT	01-Oct-2012 08:00:00 to 30-Jun-2013 17:00:00	100,000,000	01-Oct-2012	01-Aug-2012
			200,000,000	01-Nov-2012	
			300,000,000	01-Dec-2012	
			400,000,000	01-Dec-2013	
AIENEXFLAT002AH002	BALGRAYOT	01-Oct-2012 08:00:00 to 30-Jun-2013 17:00:00	200,000,000	01-Oct-2012	01-Jul-2012
			400,000,000	01-Nov-2012	
			500,000,000	01-Jan-2012	
			700,000,000	01-Jan-2013	

Done My Computer

7.1.2 - Accepted Ad hoc Offer – CSV Report



8. Sold/Unsold Report

The 'Sold/Unsold Report' provides detail of the aggregate Sold and Unsold Capacity, based on the Product and instance of Method of Sale.

This report is applicable for Enduring (Annual, Ad hoc Increase, Ad hoc Decrease) and Annual NTS Exit Flat Capacity Applications.

For Enduring Applications, this report allows the user to drill down to view the aggregated requested and allocated Enduring Increase and Decrease in Capacity.

The sub-functionalities provided in this report would be:

- i. View CSV/PDF Reports of the queried details
- ii. View aggregated requested and allocated Enduring Increase and Decrease in Capacity

The screen shots are provided below;

Enduring Annual NTS Exit Flat Capacity

8.1 - Sold/Unsold Report – View Screen

GEMINI Environment: Prototype You are here : Product > Publish Application Results > Sold/Unsold

Product*: NTS EXIT FLAT CAPACITY FIRM PRIMARY Method of Sale*: ENEXFLAT Request Window Period*: 01-Jul-2012 08:00:00 to 31-Jul-2012 17:00:00

Location*: --ALL-- Increase Start Date*: 01-Oct-2015
 ABERDEENOT 01-Oct-2016
 BALGRAYOT 01-Oct-2017

Earliest Decrease Start Date: 01-Oct-2012

Location	Effective Start Date	Quantity Offered (kWh)	Quantity Sold (kWh)	Quantity Reduced (kWh)	Quantity Unsold (kWh)
ABERDEENOT	01-Nov-2012	0	0	100,000,000	100,000,000
ABERDEENOT	01-Jan-2013	0	0	200,000,000	200,000,000
ABERDEENOT	01-Oct-2015	200,000,000	300,000,000	200,000,000	100,000,000
ABERDEENOT	01-Oct-2016	200,000,000	300,000,000	200,000,000	100,000,000
ABERDEENOT	01-Oct-2017	200,000,000	400,000,000	200,000,000	0

Buttons: Query, Clear, Generate Report, View Details

The user can drill down to view the aggregate level requested and any allocated Capacities by selecting the 'View Details' button.

8.1.1 - Sold/Unsold Report – PDF Format

Sold / Unsold - Microsoft Internet Explorer

Sold / Unsold

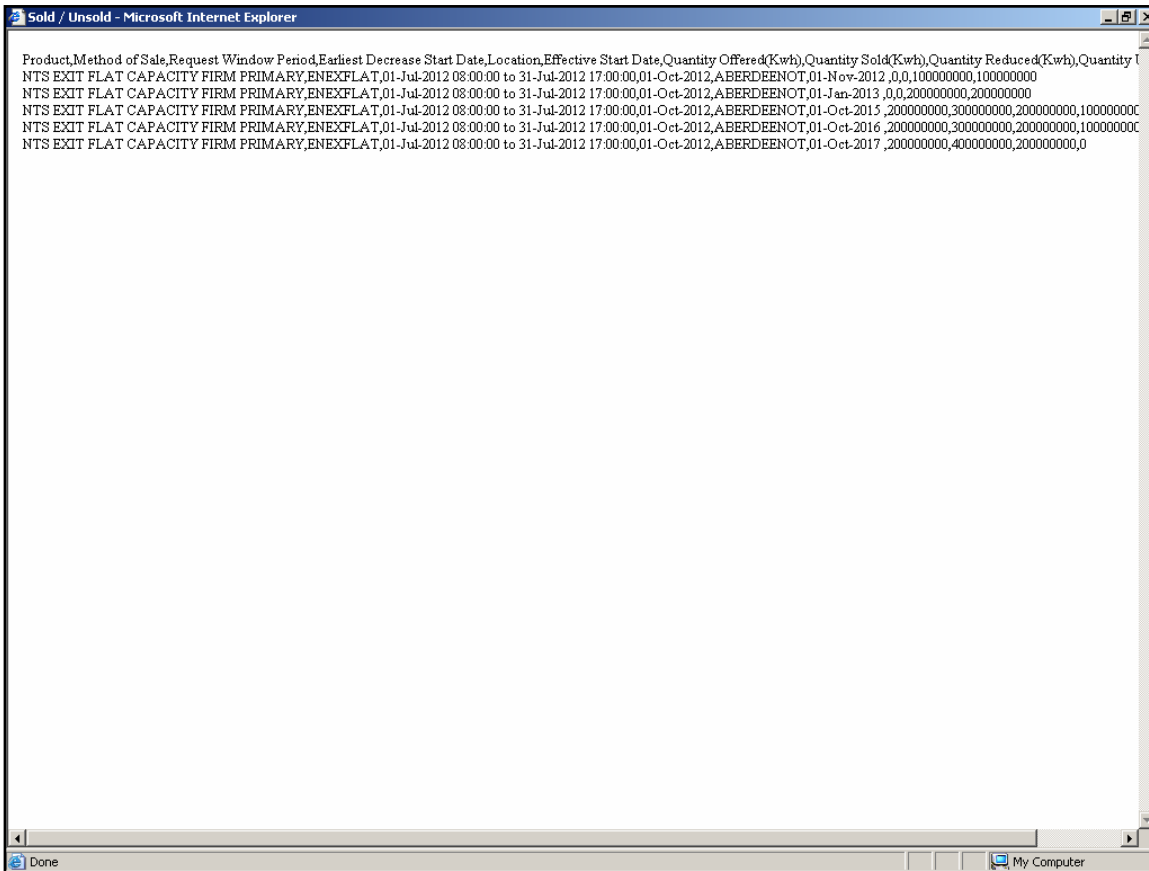
Product: NTS EXIT FLAT CAPACITY FIRM PRIMARY Method of Sale: ENEXFLAT Request Window Period: 01-Jul-2012 08:00:00 to 31-Jul-2012 17:00:00

Earliest Decrease Start Date: 01-Oct-2012

Location	Effective Start Date	Quantity Offered (Kwh)	Quantity Sold (Kwh)	Quantity Reduced (Kwh)	Quantity Unsold (Kwh)
ABERDEENOT	01-Nov-2012	0	0	100,000,000	100,000,000
ABERDEENOT	01-Jan-2013	0	0	200,000,000	200,000,000
ABERDEENOT	01-Oct-2015	200,000,000	300,000,000	200,000,000	100,000,000
ABERDEENOT	01-Oct-2016	200,000,000	300,000,000	200,000,000	100,000,000
ABERDEENOT	01-Oct-2017	200,000,000	400,000,000	200,000,000	0

Done My Computer

8.1.2 - Sold/Unsold Report – CSV Format



nod of Sale	Request Window Period	Earliest Decrease Start Date	Location	Effective Start Date	Quantity Offered(Kwh)	Quantity Sold(Kwh)	Quantity Reduced(Kwh)	Quantity Unsold(Kwh)
AT CAPACITY FIRM PRIMARY, ENEXFLAT	01-Jul-2012 08:00:00 to 31-Jul-2012 17:00:00	01-Oct-2012	ABERDEENOT	01-Nov-2012	0,0	100000000	100000000	0
AT CAPACITY FIRM PRIMARY, ENEXFLAT	01-Jul-2012 08:00:00 to 31-Jul-2012 17:00:00	01-Oct-2012	ABERDEENOT	01-Jan-2013	0,0	200000000	200000000	0
AT CAPACITY FIRM PRIMARY, ENEXFLAT	01-Jul-2012 08:00:00 to 31-Jul-2012 17:00:00	01-Oct-2012	ABERDEENOT	01-Oct-2015	200000000	300000000	200000000	100000000
AT CAPACITY FIRM PRIMARY, ENEXFLAT	01-Jul-2012 08:00:00 to 31-Jul-2012 17:00:00	01-Oct-2012	ABERDEENOT	01-Oct-2016	200000000	300000000	200000000	100000000
AT CAPACITY FIRM PRIMARY, ENEXFLAT	01-Jul-2012 08:00:00 to 31-Jul-2012 17:00:00	01-Oct-2012	ABERDEENOT	01-Oct-2017	200000000	400000000	200000000	0

8.2 - Sold/Unsold Report – View Details

This screen can be accessed by selecting the 'View Details' button on the Sold/Unsold Report – View screen (Ref 8.1).

Sold/Unsold View Details

Product: NTS EXIT FLAT CAPACITY FIRM PRIMARY Method of Sale: ENEXFLAT Request Window Period: 01-Jul-2012 08:00:00 to 31-Jul-2012 17:00:00

Location: ABERDEENOT Increase Start Date: 01-Oct-2015 Earliest Decrease Start Date: 01-Oct-2012

Location	Effective Start Date	Aggregate Requested Increase(kWh)	Aggregate Allocated Increase(kWh)	Aggregate Requested Decrease(kWh)	Aggregate Allocated Decrease(kWh)
ABERDEENOT	01-Nov-2012	0	0	200,000,000	100,000,000
ABERDEENOT	01-Jan-2013	0	0	200,000,000	200,000,000
ABERDEENOT	01-Oct-2015	400,000,000	300,000,000	200,000,000	200,000,000
ABERDEENOT	01-Oct-2016	400,000,000	300,000,000	200,000,000	200,000,000
ABERDEENOT	01-Oct-2017	400,000,000	400,000,000	200,000,000	200,000,000

Buttons: Generate Report, Close

8.2.1 - Sold/Unsold Report - View Details – PDF Format

Sold / Unsold - View Details - Microsoft Internet Explorer

Sold / Unsold - View Details

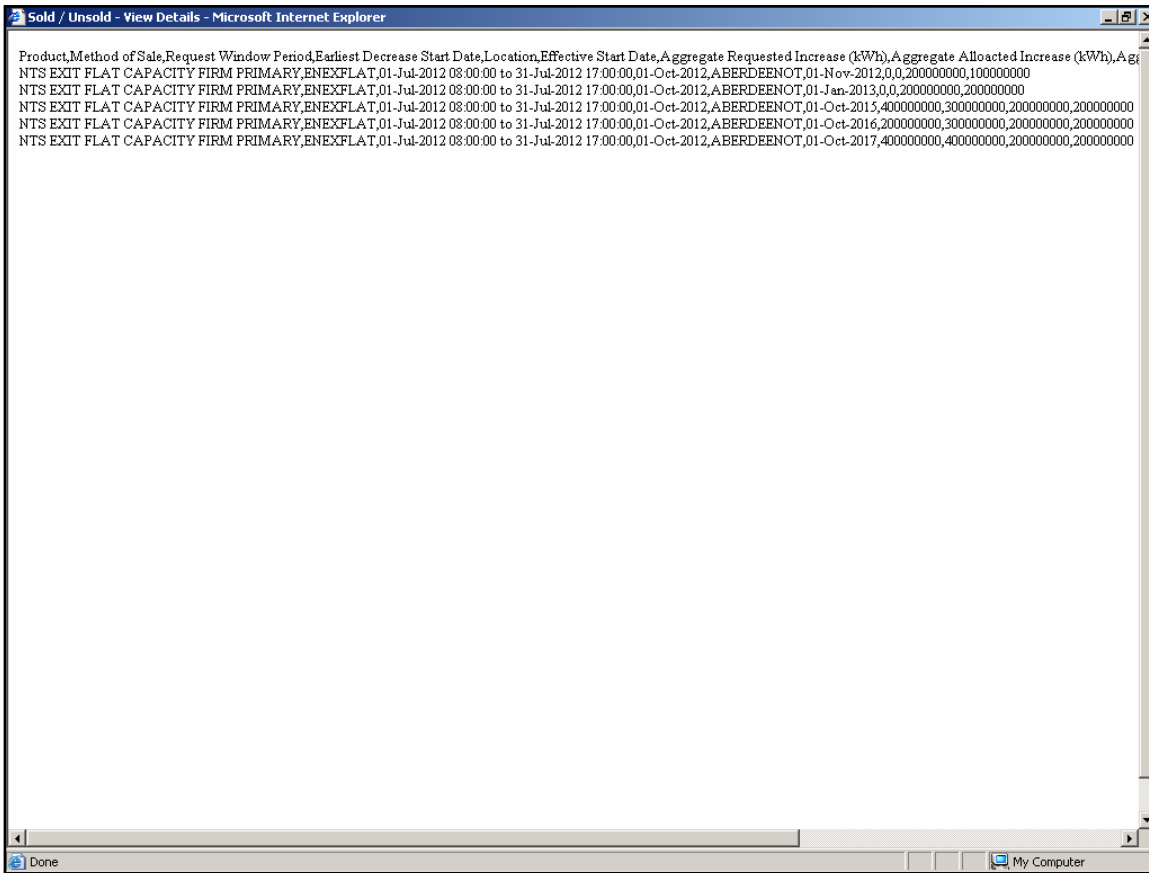
Product: NTS EXIT FLAT CAPACITY FIRM PRIMARY Method of Sale: ENEXFLAT Request Window Period: 01-Jul-2012 08:00:00 to 31-Jul-2012 17:00:00

Earliest Decrease Start Date: 01-Oct-2012

Location	Effective Start Date	Aggregate Requested Increase (Kwh)	Aggregate Allocated Increase (Kwh)	Aggregate Requested Decrease (Kwh)	Aggregate Allocated Decrease (Kwh)
ABERDEENOT	01-Nov-2012	0	0	200,000,000	100,000,000
ABERDEENOT	01-Jan-2013	0	0	200,000,000	200,000,000
ABERDEENOT	01-Oct-2015	400,000,000	300,000,000	200,000,000	200,000,000
ABERDEENOT	01-Oct-2016	200,000,000	300,000,000	200,000,000	200,000,000
ABERDEENOT	01-Oct-2017	400,000,000	400,000,000	200,000,000	200,000,000

Done My Computer

8.2.2 - Sold/Unsold Report - View Details – CSV Format



The screenshot shows a browser window with the title "Sold / Unsold - View Details - Microsoft Internet Explorer". The main content area displays a CSV report with the following columns: Product, Method of Sale, Request Window Period, Earliest Decrease Start Date, Location, Effective Start Date, Aggregate Requested Increase (kWh), and Aggregate Allocated Increase (kWh). The data consists of four rows, all for "NTS EXIT FLAT CAPACITY FIRM PRIMARY, ENEXFLAT" in "ABERDEENOT".

Product	Method of Sale	Request Window Period	Earliest Decrease Start Date	Location	Effective Start Date	Aggregate Requested Increase (kWh)	Aggregate Allocated Increase (kWh)
NTS EXIT FLAT CAPACITY FIRM PRIMARY, ENEXFLAT	NTS EXIT FLAT CAPACITY FIRM PRIMARY, ENEXFLAT	01-Jul-2012 08:00:00 to 31-Jul-2012 17:00:00	01-Oct-2012	ABERDEENOT	01-Nov-2012	0,0,200000000,100000000	
NTS EXIT FLAT CAPACITY FIRM PRIMARY, ENEXFLAT	NTS EXIT FLAT CAPACITY FIRM PRIMARY, ENEXFLAT	01-Jul-2012 08:00:00 to 31-Jul-2012 17:00:00	01-Oct-2012	ABERDEENOT	01-Jan-2013	0,0,200000000,200000000	
NTS EXIT FLAT CAPACITY FIRM PRIMARY, ENEXFLAT	NTS EXIT FLAT CAPACITY FIRM PRIMARY, ENEXFLAT	01-Jul-2012 08:00:00 to 31-Jul-2012 17:00:00	01-Oct-2012	ABERDEENOT	01-Oct-2015	400000000,300000000,200000000,200000000	
NTS EXIT FLAT CAPACITY FIRM PRIMARY, ENEXFLAT	NTS EXIT FLAT CAPACITY FIRM PRIMARY, ENEXFLAT	01-Jul-2012 08:00:00 to 31-Jul-2012 17:00:00	01-Oct-2012	ABERDEENOT	01-Oct-2016	200000000,300000000,200000000,200000000	
NTS EXIT FLAT CAPACITY FIRM PRIMARY, ENEXFLAT	NTS EXIT FLAT CAPACITY FIRM PRIMARY, ENEXFLAT	01-Jul-2012 08:00:00 to 31-Jul-2012 17:00:00	01-Oct-2012	ABERDEENOT	01-Oct-2017	400000000,400000000,200000000,200000000	

Sold / Unsold - View Details - Microsoft Internet Explorer

Location	Effective Start Date	Aggregate Requested Increase (kWh)	Aggregate Allocated Increase (kWh)	Aggregate Requested Decrease (kWh)	Aggregate Allocated Decrease (kWh)
0.00 to 31-Jul-2012 17:00:00,01-Oct-2012,ABERDEENOT,01-Nov-2012,0,0,200000000,100000000					
0.00 to 31-Jul-2012 17:00:00,01-Oct-2012,ABERDEENOT,01-Jan-2013,0,0,200000000,200000000					
0.00 to 31-Jul-2012 17:00:00,01-Oct-2012,ABERDEENOT,01-Oct-2015,400000000,300000000,200000000,200000000					
0.00 to 31-Jul-2012 17:00:00,01-Oct-2012,ABERDEENOT,01-Oct-2016,200000000,300000000,200000000,200000000					
0.00 to 31-Jul-2012 17:00:00,01-Oct-2012,ABERDEENOT,01-Oct-2017,400000000,400000000,200000000,200000000					

Done My Computer

Ad hoc Increase of Enduring NTS Exit Flat Capacity

8.3 - Sold/Unsold Report – View Screen

Microsoft Internet Explorer window: Publish Application Results - Sold/Unsold

GEMINI Smell Gas ? Call free on 0800 111 999
all calls are recorded and may be monitored

Contract | Product | Trade | Deal | Constraints | Meter Details | Nominations | OCM | Measurements | Allocations | Invoice

Messages: 0 | User Name: IONT1301 | BA: TRA | User Role: IGMS013

GEMINI Environment: Prototype You are here : Product > Publish Application Results > Sold/Unsold Product

Sold/Unsold

Product*: NTS EXIT FLAT CAPACITY FIRM PRIMARY | Method of Sale*: AIENEXFLAT | Request Window Period*: 01-Oct-2012 08:00:00 to 01-Jun-2013 17:00:00

Ad hoc Request ID*: AIENEXFLAT002AH001 | Location: ABERDEENOT | Increase Start Date*: 01-Oct-2014

Location	Effective Start Date	Quantity Offered (kWh)	Quantity Sold (kWh)	Quantity Reduced (kWh)	Quantity Unsold (kWh)
ABERDEENOT	01-Oct-2014	100,000,000	90,000,000	-	10,000,000
ABERDEENOT	01-Nov-2014	100,000,000	100,000,000	-	0
ABERDEENOT	01-Dec-2014	150,000,000	140,000,000	-	10,000,000
ABERDEENOT	01-Jan-2015	150,000,000	150,000,000	-	0

Buttons: Query, Clear, Generate Report, View Details

Taskbar: 6:31:25 | My Computer

8.3.1 - Sold/Unsold Report – PDF Format

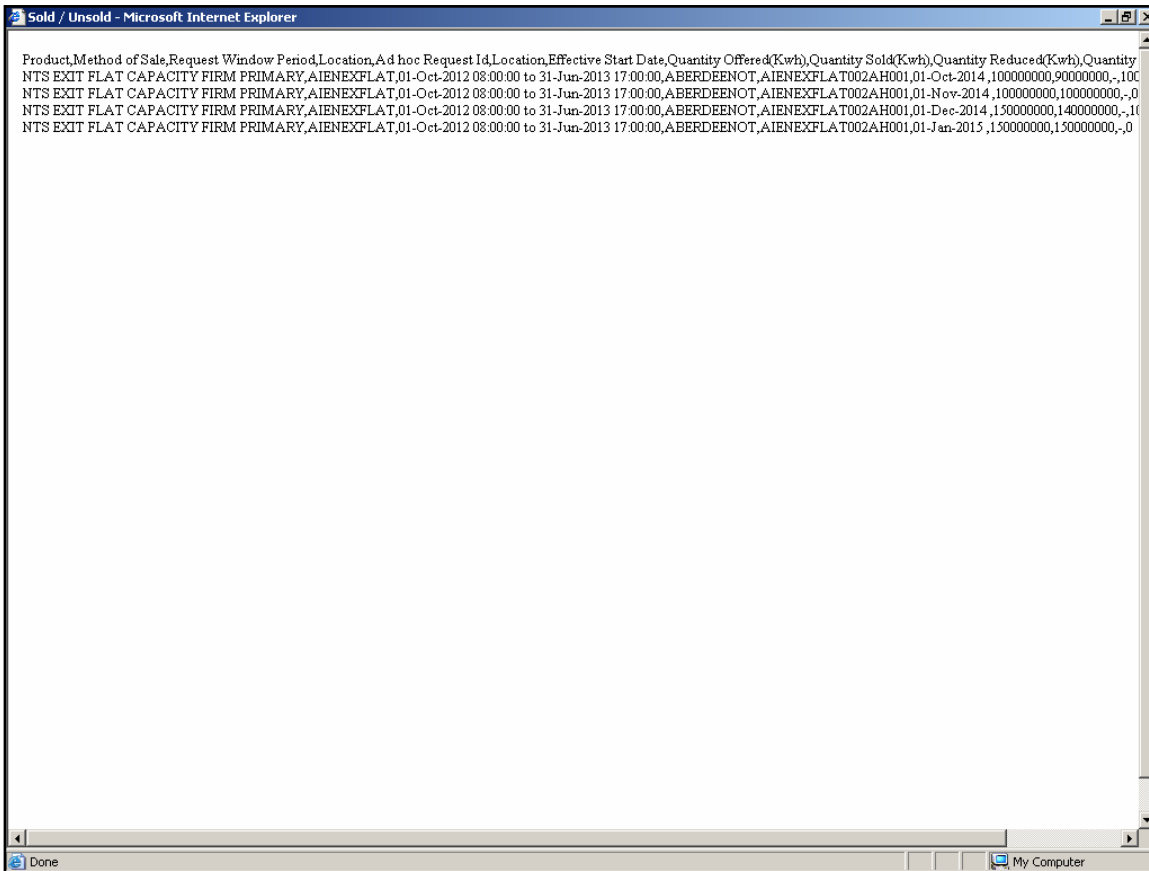
Sold / Unsold

Product: NTS EXIT FLAT CAPACITY FIRM PRIMARY **Method of Sale:** AIENEXFLAT **Request Window Period:** 01-Oct-2012 08:00:00 to 01-Jun-2013 17:00:00
Adhoc Request Id: AIENEXFLAT002AH001 **Location:** ABERDEENOT

Location	Effective Start Date	Quantity Offered (Kwh)	Quantity Sold (Kwh)	Quantity Reduced (Kwh)	Quantity Unsold (Kwh)
ABERDEENOT	01-Oct-2014	100,000,000	90,000,000	-	10,000,000
ABERDEENOT	01-Nov-2014	100,000,000	100,000,000	-	0
ABERDEENOT	01-Dec-2014	150,000,000	140,000,000	-	10,000,000
ABERDEENOT	01-Jan-2015	150,000,000	150,000,000	-	0

Done My Computer

8.3.2 - Sold/Unsold Report – CSV Format



Sale, Request Window Period, Location, Ad hoc Request Id, Location, Effective Start Date, Quantity Offered (Kwh), Quantity Sold (Kwh), Quantity Reduced (Kwh), Quantity Unsold (Kwh)

APACITY FIRM PRIMARY, AIENEXFLAT, 01-Oct-2012 03:00:00 to 31-Jun-2013 17:00:00, ABERDEENOT, AIENEXFLAT002AH001, 01-Oct-2014, 100000000, 900000000, -, 10000000
APACITY FIRM PRIMARY, AIENEXFLAT, 01-Oct-2012 03:00:00 to 31-Jun-2013 17:00:00, ABERDEENOT, AIENEXFLAT002AH001, 01-Nov-2014, 100000000, 100000000, -, 0
APACITY FIRM PRIMARY, AIENEXFLAT, 01-Oct-2012 03:00:00 to 31-Jun-2013 17:00:00, ABERDEENOT, AIENEXFLAT002AH001, 01-Dec-2014, 150000000, 140000000, -, 10000000
APACITY FIRM PRIMARY, AIENEXFLAT, 01-Oct-2012 03:00:00 to 31-Jun-2013 17:00:00, ABERDEENOT, AIENEXFLAT002AH001, 01-Jan-2015, 150000000, 150000000, -, 0

Done My Computer

8.4 - Sold/Unsold Report – View Details

Publish Application Results - Sold/Unsold - Microsoft Internet Explorer

GEMINI Smell Gas ? Call free on 0800 111 999
all calls are recorded and may be monitored

Contract | Product | Trade | Deal | Constraints | Meter Details | Nominations | OCM | Measurements | Allocations | Invoice | IMS

Messages - 0 | User Name: IONT1301 | BA: TRA | User Role: IGMS013

GEMINI Environment: Prototype You are here : Product > Publish Application Results > Sold/Unsold > View Details Product

Sold/Unsold View Details

Product: NTS EXIT FLAT CAPACITY FIRM PRIMARY Method of Sale: AIENEXFLAT Request Window Period: 01-Apr-2014 08:00:00 to 01-Apr-2014 17:00:00

Ad hoc Request ID: AIENEXFLAT002AH001 Location: ABERDEENOT Increase Start Date: 01-Oct-2014

Location	Effective Start Date	Aggregate Requested Increase(kWh)	Aggregate Allocated Increase(kWh)	Aggregate Requested Decrease(kWh)	Aggregate Allocated Decrease(kWh)
ABERDEENOT	01-Nov-2014	90,000,000	90,000,000	-	-
ABERDEENOT	01-Jan-2015	100,000,000	100,000,000	-	-
ABERDEENOT	01-Apr-2015	140,000,000	140,000,000	-	-
ABERDEENOT	01-Oct-2015	150,000,000	150,000,000	-	-

Generate Report Close

6:39:53 My Computer

8.4.1 - Sold/Unsold Report - View Details – PDF Format

Sold / Unsold - View Details

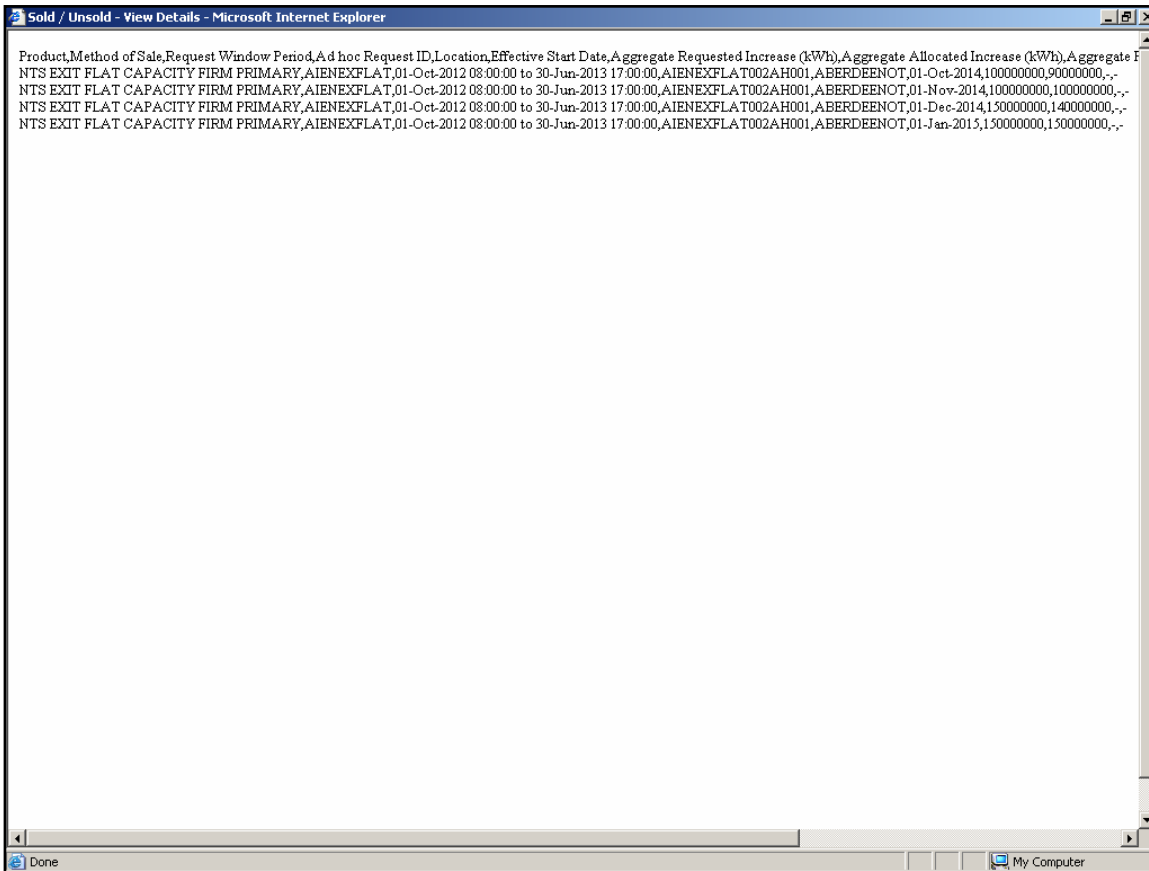
Product: NTS EXIT FLAT CAPACITY FIRM PRIMARY Method of Sale: AIENEXFLAT Request Window Period: 01-Oct-2012 08:00:00 to 30-Jun-2013 17:00:00

Ad hoc Request ID: AIENEXFLAT002AH001 Location: ABERDEENOT

Location	Effective Start Date	Aggregate Requested Increase (Kwh)	Aggregate Allocated Increase (Kwh)	Aggregate Requested Decrease (Kwh)	Aggregate Allocated Decrease (Kwh)
ABERDEENOT	01-Oct-2014	100,000,000	90,000,000	-	-
ABERDEENOT	01-Nov-2014	100,000,000	100,000,000	-	-
ABERDEENOT	01-Dec-2014	150,000,000	140,000,000	-	-
ABERDEENOT	01-Jan-2015	150,000,000	150,000,000	-	-

Done My Computer

8.4.2 - Sold/Unsold Report - View Details– CSV Format



Sold / Unsold - View Details - Microsoft Internet Explorer

Effective Start Date	Aggregate Requested Increase (kWh)	Aggregate Allocated Increase (kWh)	Aggregate Requested Decrease (kWh)	Aggregate Allocated Decrease (kWh)
8:00:00 to 30-Jun-2013 17:00:00,AIENEXFLAT002AH001,ABERDEENOT,01-Oct-2014,100000000,90000000,-,-				
8:00:00 to 30-Jun-2013 17:00:00,AIENEXFLAT002AH001,ABERDEENOT,01-Nov-2014,100000000,100000000,-,-				
8:00:00 to 30-Jun-2013 17:00:00,AIENEXFLAT002AH001,ABERDEENOT,01-Dec-2014,150000000,140000000,-,-				
8:00:00 to 30-Jun-2013 17:00:00,AIENEXFLAT002AH001,ABERDEENOT,01-Jan-2015,150000000,150000000,-,-				

Done My Computer

Ad hoc Decrease of Enduring NTS Exit Flat Capacity

8.5 - Sold/Unsold Report – View Screen

GEMINI Environment: Prototype You are here : Product > Publish Application Results > Sold/Unsold

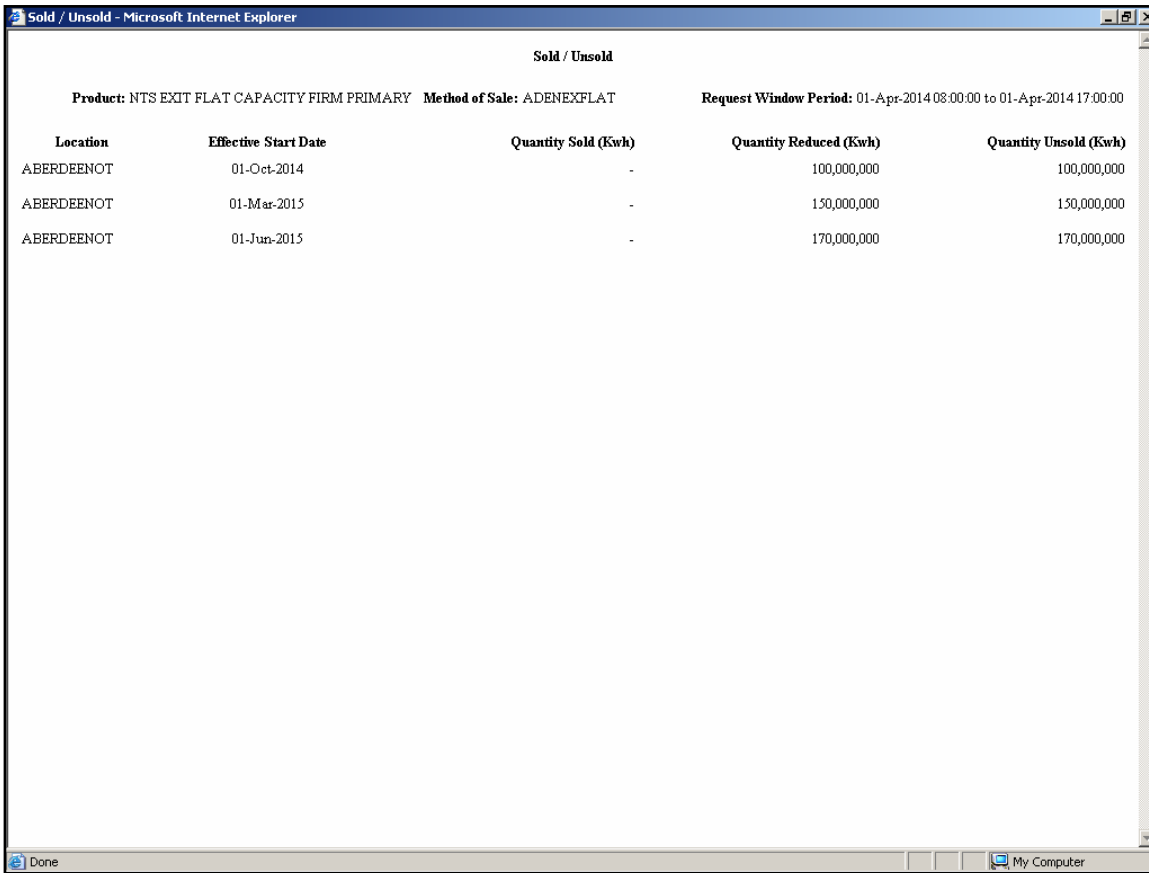
Product*: NTS EXIT FLAT CAPACITY FIRM PRIMARY Method of Sale*: ADENEXFLAT Request Window Period*: 01-Apr-2014 08:00:00 to 01-Apr-2014 17:00:00

Location*: --ALL--
 ABERDEENOT
 BALGRAYOT

Location	Effective Start Date	Quantity Sold (kWh)	Quantity Reduced (kWh)	Quantity Unsold (kWh)
ABERDEENOT	01-Oct-2014	-	100,000,000	100,000,000
ABERDEENOT	01-Mar-2015	-	150,000,000	150,000,000
ABERDEENOT	01-Jun-2015	-	170,000,000	170,000,000

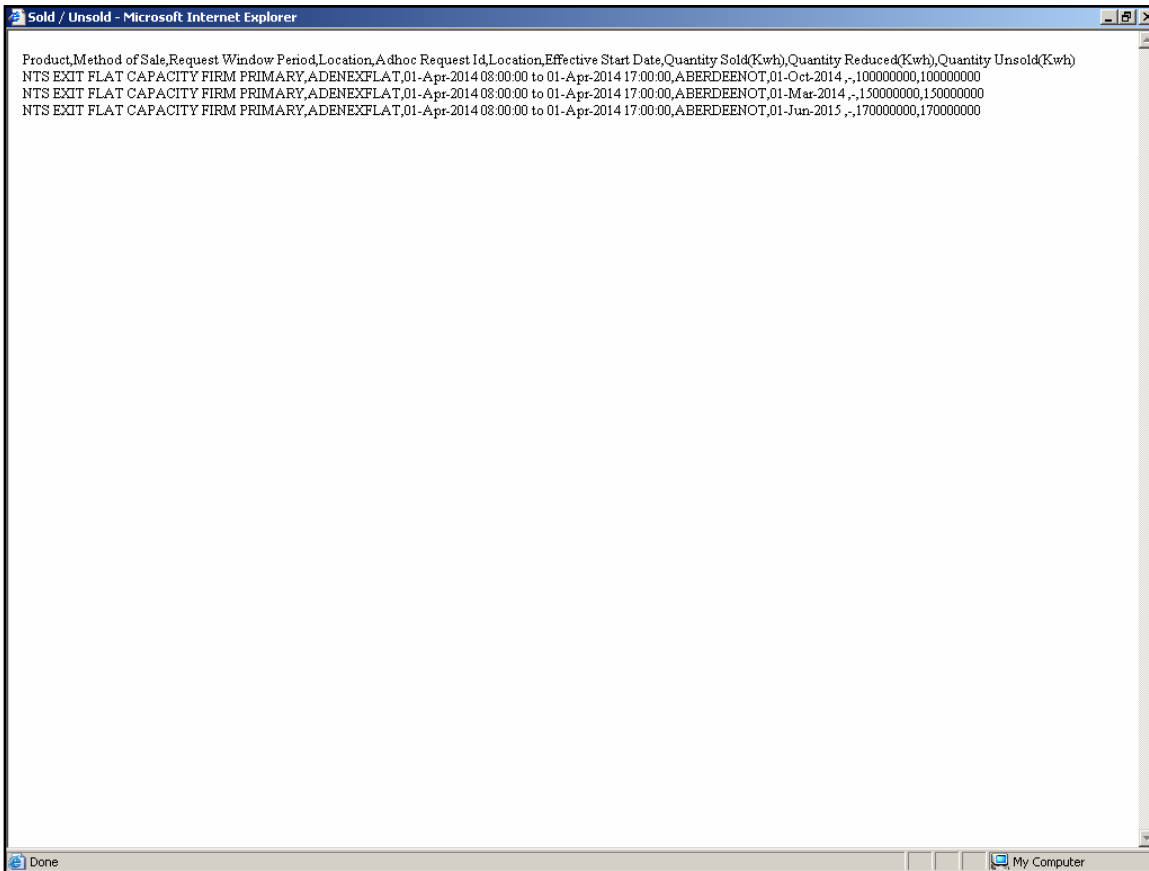
Buttons: Query, Clear, Generate Report, View Details

8.5.1 - Sold/Unsold Report – PDF Format



Sold / Unsold				
Product: NTS EXIT FLAT CAPACITY FIRM PRIMARY		Method of Sale: ADENEXFLAT	Request Window Period: 01-Apr-2014 08:00:00 to 01-Apr-2014 17:00:00	
Location	Effective Start Date	Quantity Sold (Kwh)	Quantity Reduced (Kwh)	Quantity Unsold (Kwh)
ABERDEENOT	01-Oct-2014	-	100,000,000	100,000,000
ABERDEENOT	01-Mar-2015	-	150,000,000	150,000,000
ABERDEENOT	01-Jun-2015	-	170,000,000	170,000,000

8.5.2 - Sold/Unsold Report – CSV Format



8.6 - Sold/Unsold Report – View Details

Microsoft Internet Explorer window: Publish Application Results - Sold/Unsold

GEMINI Smell Gas ? Call free on 0800 111 999
all calls are recorded and may be monitored

Contract | Product | Trade | Deal | Constraints | Meter Details | Nominations | OCM | Measurements | Allocations | Invoice | IMS

Messages: 0 | User Name: IONT1301 | BA: TRA | User Role: IGMS013

GEMINI Environment: Prototype | You are here : Product > Publish Application Results > Sold/Unsold > View Details | Product

Sold/Unsold View Details

Product: NTS EXIT FLAT CAPACITY FIRM PRIMARY Method of Sale: ADENEXFLAT Request Window Period: 01-Oct-2014 08:00:00 to 30-Jun-2014 17:00:00

Location: ABERDEENOT

Location	Effective Start Date	Aggregate Requested Increase(kWh)	Aggregate Allocated Increase(kWh)	Aggregate Requested Decrease(kWh)	Aggregate Allocated Decrease(kWh)
ABERDEENOT	01-Oct-2014	-	-	100,000,000	100,000,000
ABERDEENOT	01-Mar-2015	-	-	150,000,000	150,000,000
ABERDEENOT	01-Jun-2015	-	-	170,000,000	170,000,000

Generate Report Close

6:40:22 My Computer

8.6.1 - Sold/Unsold Report - View Details – PDF Format

Sold / Unsold - View Details - Microsoft Internet Explorer

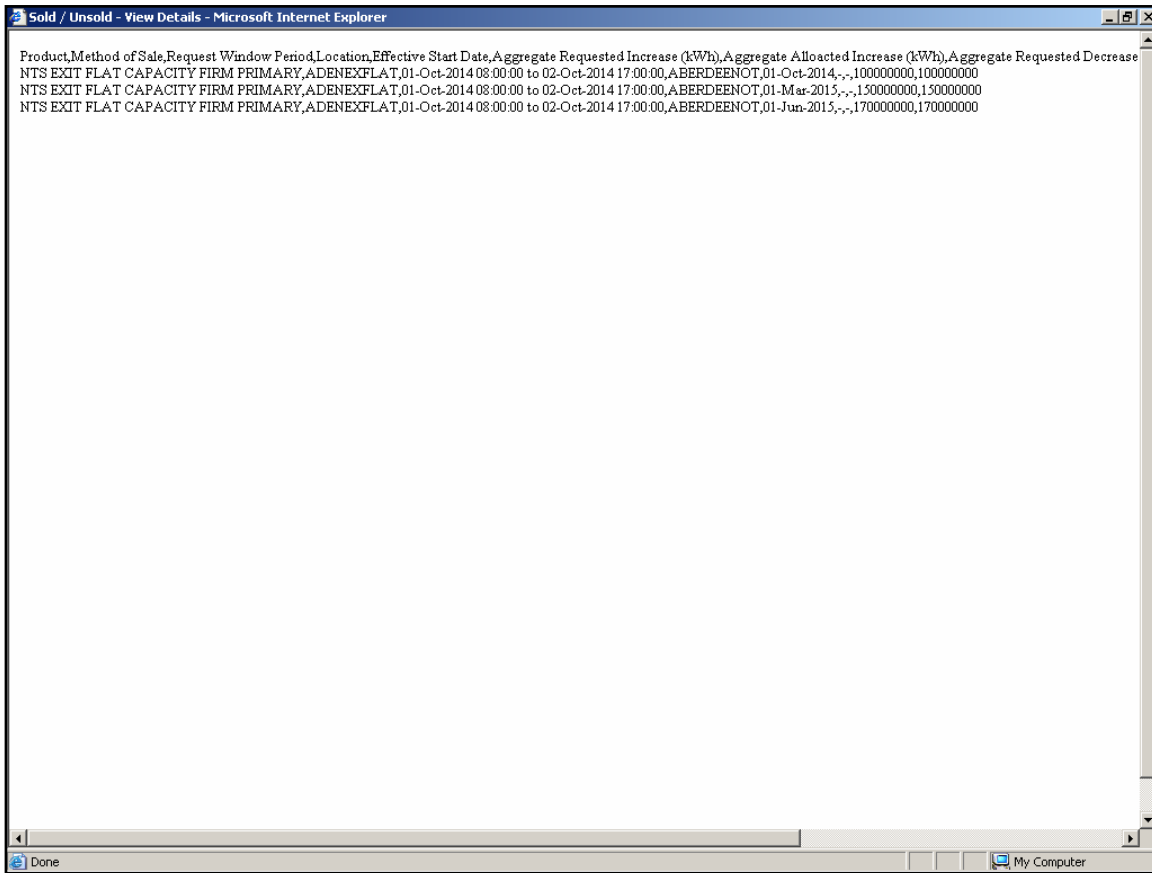
Sold / Unsold - View Details

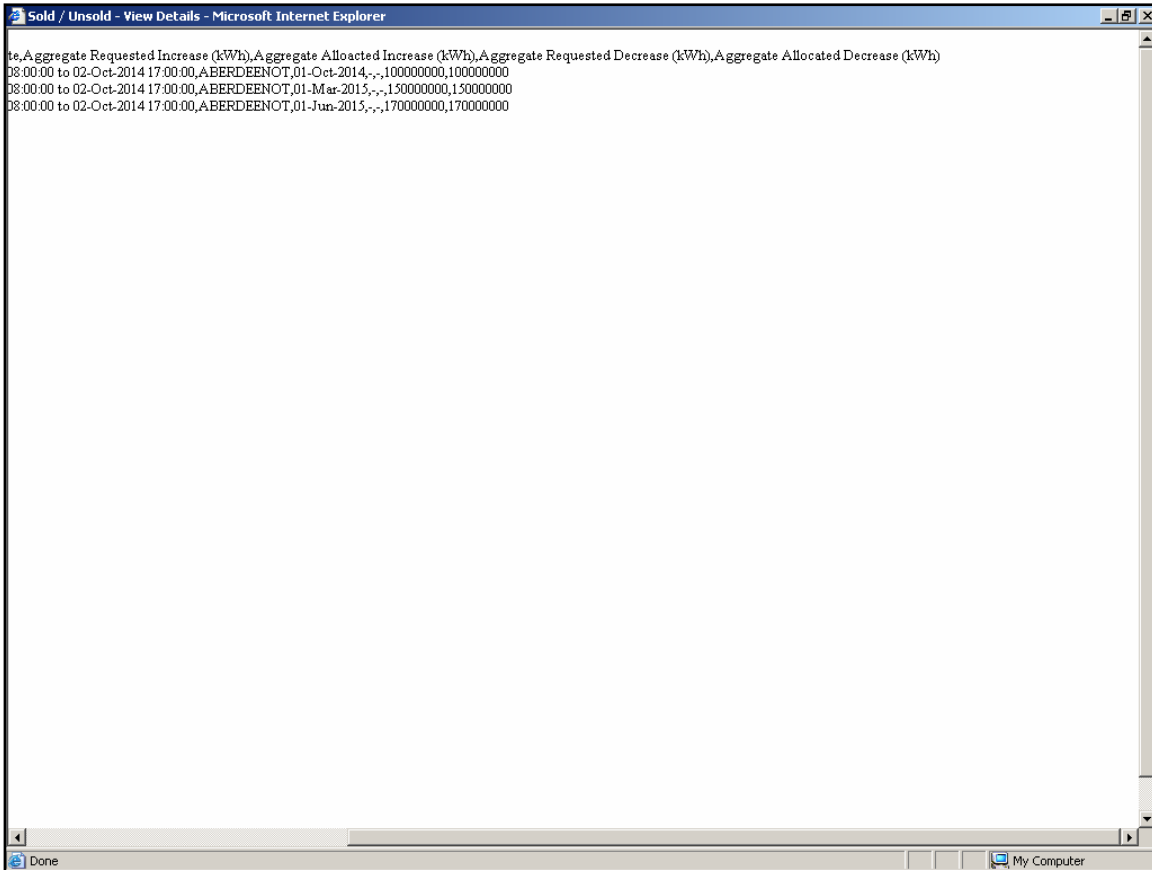
Product: NTS EXIT FLAT CAPACITY FIRM PRIMARY Method of Sale: ADENEXFLAT Request Window Period: 01-Oct-2012 08:00:00 to 02-Oct-2012 17:00:00

Location	Effective Start Date	Aggregate Requested Increase (Kwh)	Aggregate Allocated Increase (Kwh)	Aggregate Requested Decrease (Kwh)	Aggregate Allocated Decrease (Kwh)
ABERDEENOT	01-Oct-2014	-	-	100,000,000	100,000,000
ABERDEENOT	01-Mar-2015	-	-	150,000,000	150,000,000
ABERDEENOT	01-Jun-2015	-	-	170,000,000	170,000,000

Done My Computer

8.6.2 - Sold/Unsold Report - View Details – CSV Format





Increase of Annual NTS Exit Flat Capacity

8.7 - Sold/Unsold Report – View Screen

Microsoft Internet Explorer window: Publish Application Results - Sold/Unsold

GEMINI Smell Gas ? Call free on 0800 111 999
all calls are recorded and may be monitored

Contract | Product | Trade | Deal | Constraints | Meter Details | Nominations | OCM | Measurements | Allocations | Invoice

Messages: 0 | User Name: IONT1301 | BA: TRA | User Role: IGMS013

GEMINI Environment: Prototype | You are here: Product > Publish Application Results > Sold/Unsold | Product

Sold/Unsold

Product*: NTS EXIT FLAT CAPACITY FIRM PRIMARY | Method of Sale*: ANEXFLAT | Transaction Period*: 01-Oct-2014 to 30-Sep-2015

Request Window Period*: 01-Jul-2014 08:00:00 to 31-Jul-2014 17:00:00 | Location*: --ALL-- (ABERDEENOT, BALGRAYOT) | Sub Transaction Period*: 01-Oct-2014 to 30-Sep-2015

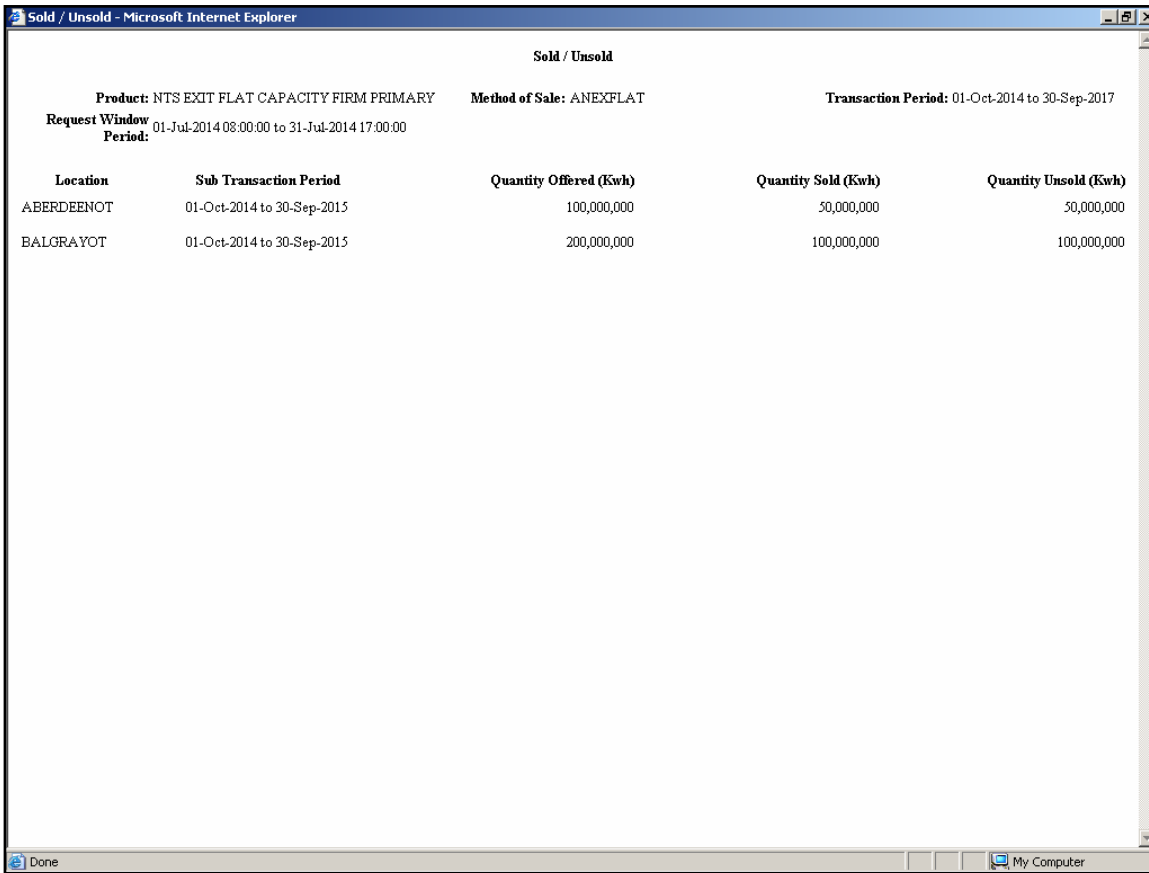
Query | Clear

Location	Sub Transaction Period	Quantity Offered (kWh)	Quantity Sold (kWh)	Quantity Unsold (kWh)
ABERDEENOT	01-Oct-2014 to 30-Sep-2015	100,000,000	50,000,000	50,000,000
BALGRAYOT	01-Oct-2014 to 30-Sep-2015	200,000,000	100,000,000	100,000,000

Generate Report

23:13:14 | My Computer

8.7.1 - Sold/Unsold Report - PDF Format



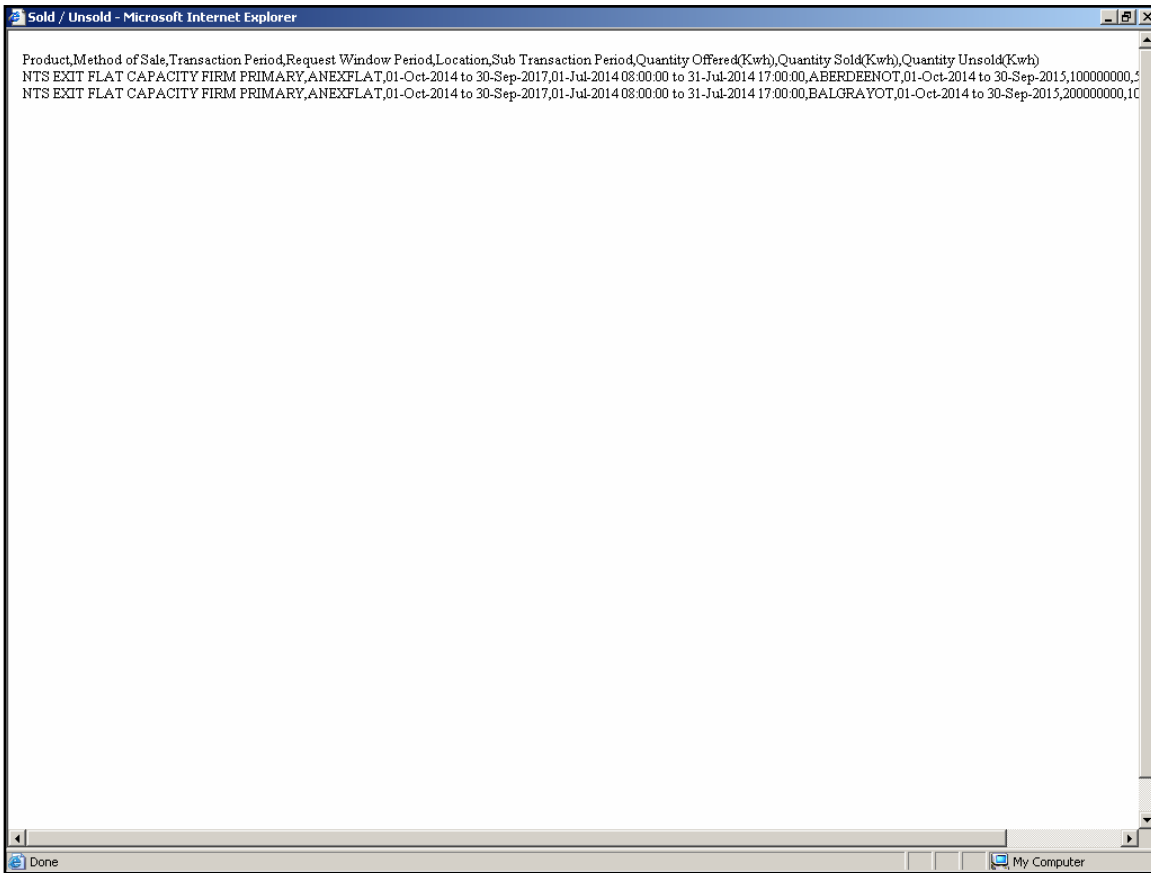
Sold / Unsold

Product: NTS EXIT FLAT CAPACITY FIRM PRIMARY **Method of Sale:** ANEXFLAT **Transaction Period:** 01-Oct-2014 to 30-Sep-2017

Request Window Period: 01-Jul-2014 08:00:00 to 31-Jul-2014 17:00:00

Location	Sub Transaction Period	Quantity Offered (Kwh)	Quantity Sold (Kwh)	Quantity Unsold (Kwh)
ABERDEENOT	01-Oct-2014 to 30-Sep-2015	100,000,000	50,000,000	50,000,000
BALGRAYOT	01-Oct-2014 to 30-Sep-2015	200,000,000	100,000,000	100,000,000

8.7.2 - Sold/Unsold Report - CSV Format



Sold / Unsold - Microsoft Internet Explorer

Sale	Transaction Period	Request Window Period	Location	Sub Transaction Period	Quantity Offered(Kwh)	Quantity Sold(Kwh)	Quantity Unsold(Kwh)
APACITY FIRM PRIMARY, ANEXFLAT	01-Oct-2014 to 30-Sep-2017	01-Jul-2014 08:00:00 to 31-Jul-2014 17:00:00	ABERDEENOT	01-Oct-2014 to 30-Sep-2015	100000000	50000000	50000000
APACITY FIRM PRIMARY, ANEXFLAT	01-Oct-2014 to 30-Sep-2017	01-Jul-2014 08:00:00 to 31-Jul-2014 17:00:00	BALGRAYOT	01-Oct-2014 to 30-Sep-2015	200000000	100000000	100000000

Done My Computer

9. Incremental Capacity Allocation Report

The 'Ad hoc Incremental Capacity Allocation Report' provides detail of the Incremental Capacity released to allocate the requests, based on the Product and instance of Method of Sale.

This screen would be accessible to all External Users (Shippers, DNO Users and Overrun Users) and National Grid users.

The following sub-functionality is available:

- i. View CSV and PDF reports of the queried details

The screen shots for each of the screens are provided below;

9.1 - View Ad hoc Incremental Capacity Allocation

Microsoft Internet Explorer window: Publish Application Results - Ad hoc Incremental Capacity Allocation

GEMINI Smell Gas ? Call free on 0800 111 999
all calls are recorded and may be monitored

Contract | Product | Trade | Deal | Constraints | Meter Details | Nominations | OCM | Measurements | Allocations | Invoice

Messages - 0 | User Name: IONT1301 | BA: TRA | User Role: IGMS013

GEMINI Environment: Prototype | You are here : Product > Publish Application Results > Ad hoc Incremental Capacity Allocation | Product

Ad hoc Incremental Capacity Allocation

Product*: NTS EXIT FLAT CAPACITY FIRM PRIMARY | Method of Sale*: AIENEXFLAT | Request Window Period*: 01-Oct-2012 08:00:00 to 30-Jun-2013 17:00:00

Location*: ABERDEENOT | Increase Start Date*: 01-Apr-2013

Location	Effective Start Date	Quantity Offered (kWh)	Incremental Quantity Released (kWh)	Quantity Sold (kWh)
ABERDEENOT	01-Apr-2013	220,000,000	100,000,000	320,000,000
ABERDEENOT	01-Jul-2013	220,000,000	200,000,000	420,000,000
ABERDEENOT	01-Aug-2013	220,000,000	250,000,000	470,000,000
ABERDEENOT	01-Oct-2013	220,000,000	300,000,000	520,000,000

12-May-2009 16:29:03 | My Computer

9.1.1 – Ad hoc Incremental Capacity Allocation – PDF Format

Ad hoc Incremental Capacity Allocation Report - Microsoft Internet Explorer

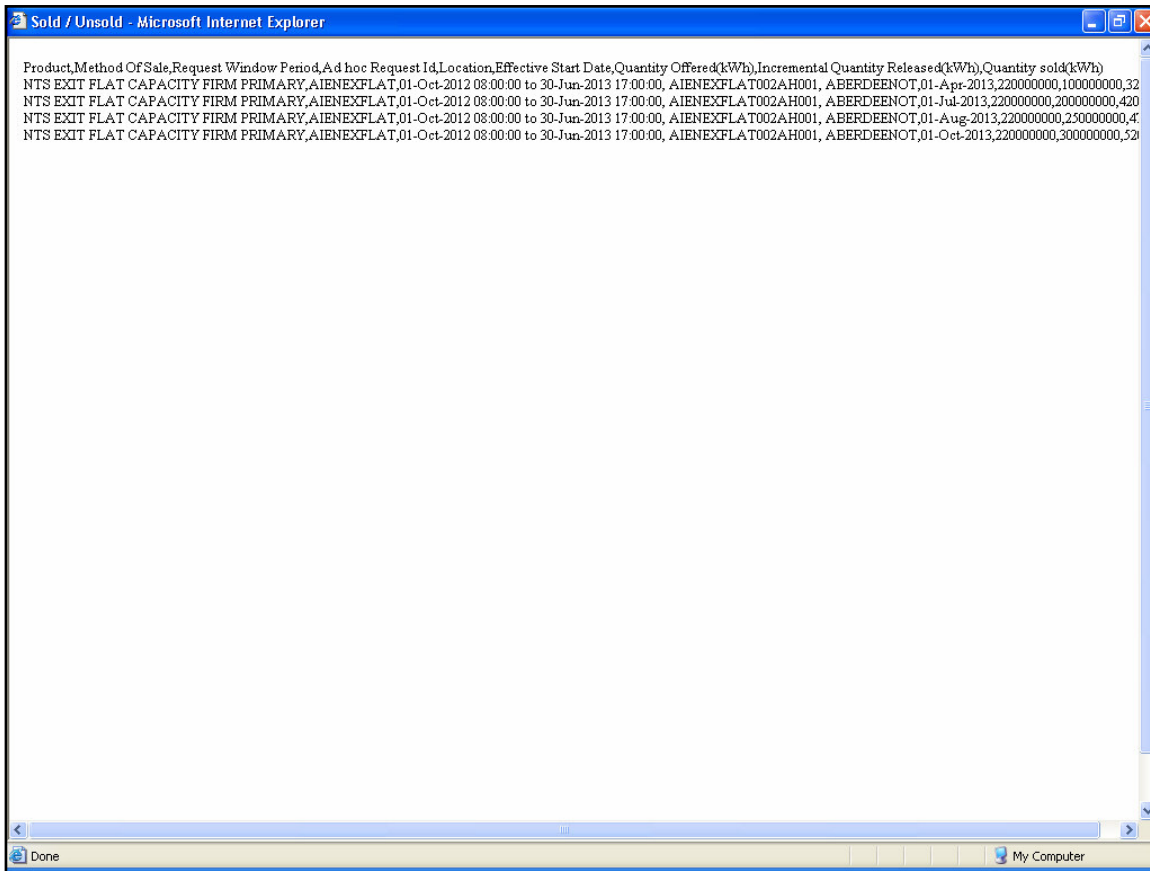
Ad hoc Incremental Capacity Allocation Report

Product: NTS EXIT FLAT CAPACITY FIRM PRIMARY **Method Of Sale:** AIENEXFLAT **Request Window:** 01-Oct-2012 08:00:00 to 30-Jun-2013 17:00:00
Ad hoc Request Id: AIENEXFLAT002AH001 **Location:** ABERDEENOT

Location	Effective Start Date	Quantity Offered(kWh)	Incremental Quantity Released(kWh)	Quantity Sold(kWh)
ABERDEENOT	01-Apr-2013	220,000,000	100,000,000	320,000,000
ABERDEENOT	01-Jul-2013	220,000,000	200,000,000	420,000,000
ABERDEENOT	01-Aug-2013	220,000,000	250,000,000	470,000,000
ABERDEENOT	01-Oct-2013	220,000,000	300,000,000	520,000,000

Done My Computer

9.1.2 - Ad hoc Incremental Capacity Allocation – CSV Format



10. Requests/Users Report

The 'Requests/Users Report' provides detail of the number of requests placed by the External Users, based on the Product and instance of Method of Sale

This report is applicable for Enduring (Annual and Ad hoc) Increase/Decrease and Annual NTS Exit Flat Capacity Applications

This screen can be accessed by all External Users (Shippers, DNO Users and Overrun Users) and National Grid users.

The following options are provided as part of this report

- i. View CSV/PDF Reports

The screen shots for the options are provided below;

Requests/Users - Increase of Enduring Annual NTS Exit Flat Capacity

10.1 - View – Requests/Users

Requests / Users

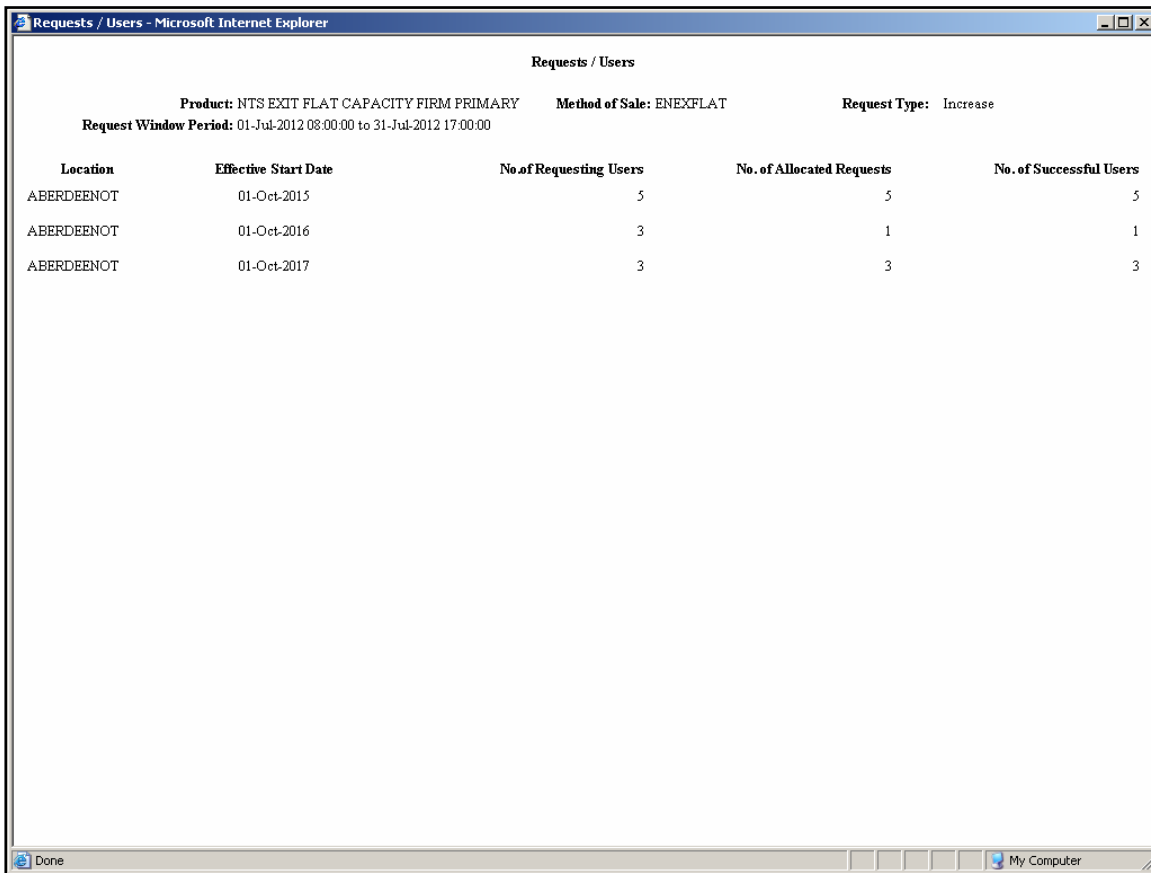
Product*: NTS EXIT FLAT CAPACITY FIRM PRIMARY Method of Sale*: ENEXFLAT Request Type*: Increase

Request Window Period*: 01-Jul-2012 08:00:00 to 31-Jul-2012 17:00:00 Location*: ABERDEENOT, BALGRAYOT, BPRNGEMOUTHPS, STFERGUSOT Increase Start Date*: 01-Oct-2015, 01-Oct-2016, 01-Oct-2017

Location	Effective Start Date	No. of Requesting Users	No. of Allocated Requests	No. of Successful Users
ABERDEENOT	01-Oct-2015	5	5	5
ABERDEENOT	01-Oct-2016	3	1	1
ABERDEENOT	01-Oct-2017	3	3	3

Generate Report

10.1.1 - PDF Report - Requests/Users



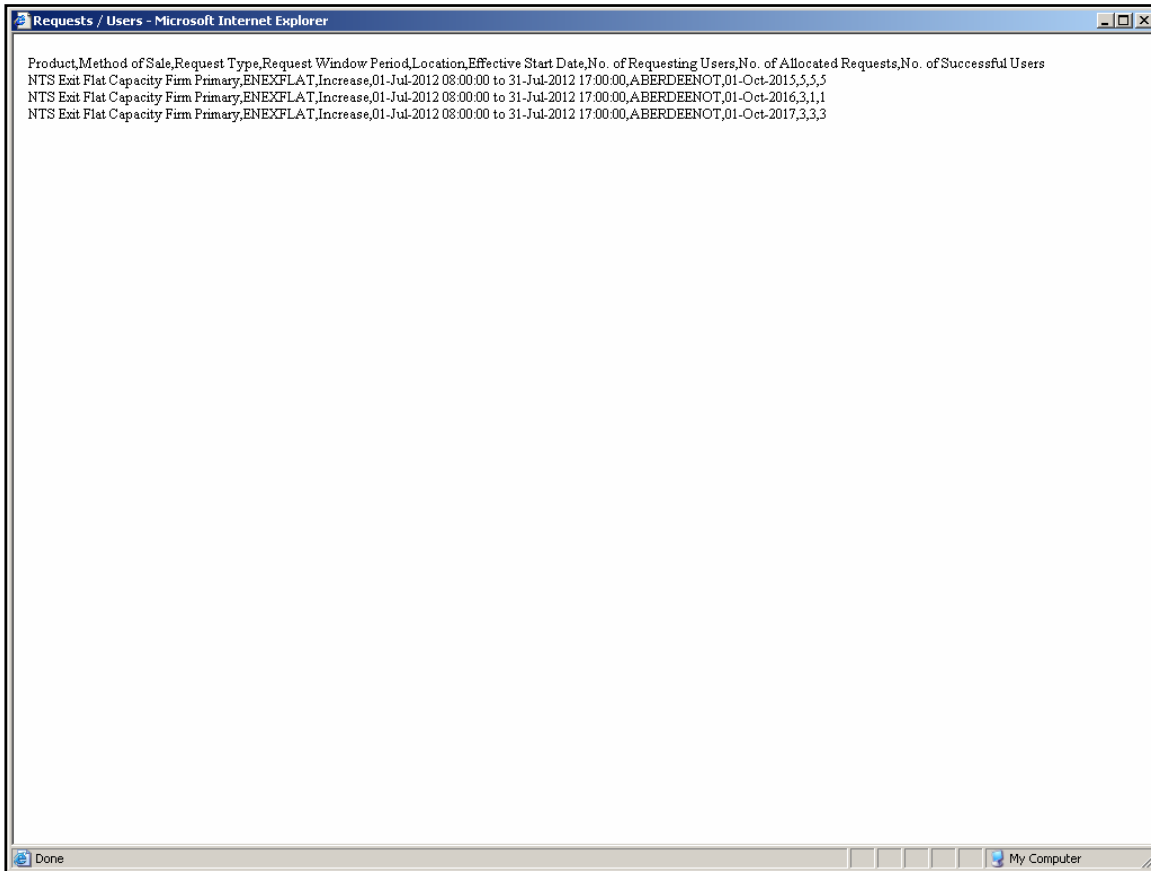
Requests / Users

Product: NTS EXIT FLAT CAPACITY FIRM PRIMARY Method of Sale: ENEXFLAT Request Type: Increase
Request Window Period: 01-Jul-2012 08:00:00 to 31-Jul-2012 17:00:00

Location	Effective Start Date	No. of Requesting Users	No. of Allocated Requests	No. of Successful Users
ABERDEENOT	01-Oct-2015	5	5	5
ABERDEENOT	01-Oct-2016	3	1	1
ABERDEENOT	01-Oct-2017	3	3	3

Done My Computer

10.1.2 - CSV Report - Requests/Users



Product	Method of Sale	Request Type	Request Window Period	Location	Effective Start Date	No. of Requesting Users	No. of Allocated Requests	No. of Successful Users
NTS Exit Flat Capacity Firm Primary	ENEXFLAT	Increase	01-Jul-2012 08:00:00 to 31-Jul-2012 17:00:00	ABERDEENOT	01-Oct-2015	5	5	5
NTS Exit Flat Capacity Firm Primary	ENEXFLAT	Increase	01-Jul-2012 08:00:00 to 31-Jul-2012 17:00:00	ABERDEENOT	01-Oct-2016	3	1	1
NTS Exit Flat Capacity Firm Primary	ENEXFLAT	Increase	01-Jul-2012 08:00:00 to 31-Jul-2012 17:00:00	ABERDEENOT	01-Oct-2017	3	3	3

Requests/ Users - Decrease of Enduring Annual NTS Exit Flat Capacity

10.2 - View – Requests/Users

Requests / Users

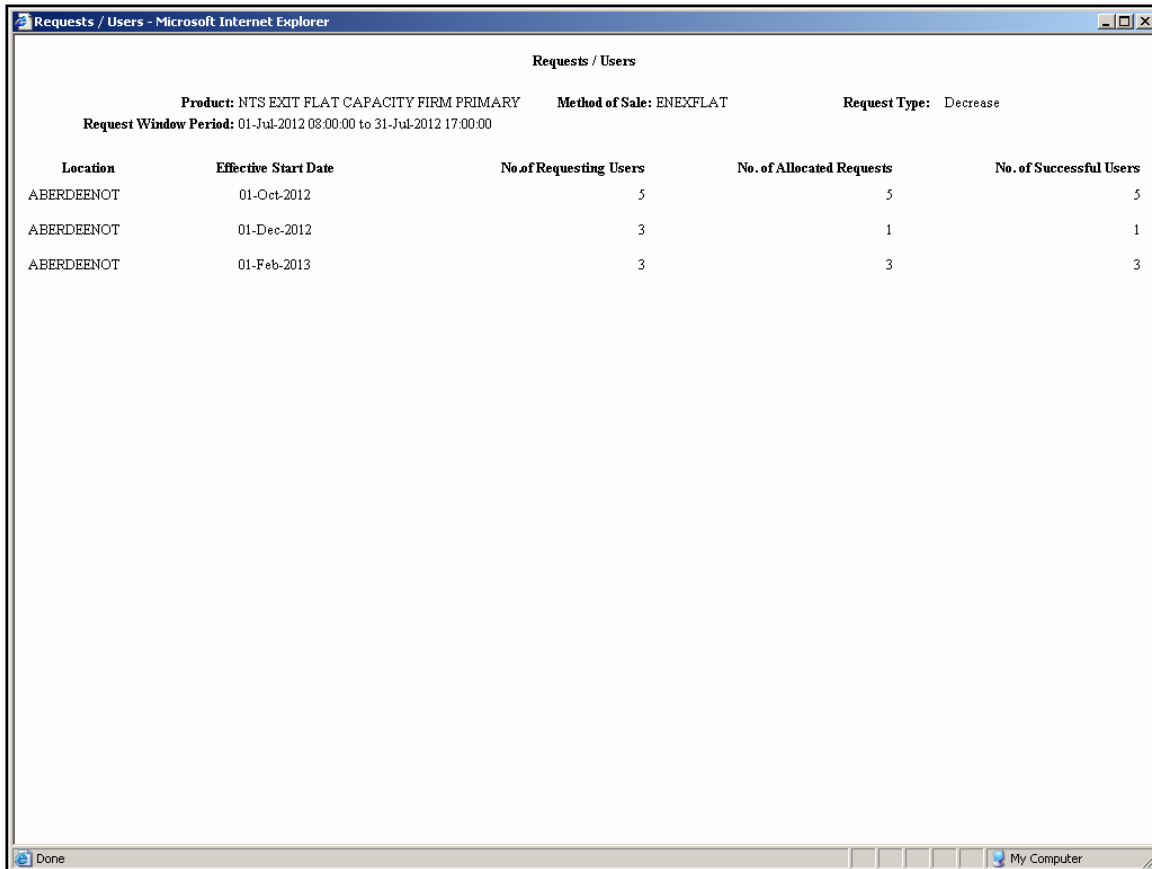
Product*: NTS EXIT FLAT CAPACITY FIRM PRIMARY Method of Sale*: ENEXFLAT Request Type*: Decrease

Request Window Period*: 01-Jul-2012 08:00:00 to 31-Jul-2012 17:00:00 Location*: ABERDEENOT, BALGRAYOT, BPGRNGEMOUTHPS, STFERGUSOT

Location	Effective Start Date	No. of Requesting Users	No. of Allocated Requests	No. of Successful Users
ABERDEENOT	01-Oct-2012	5	5	5
ABERDEENOT	01-Dec-2012	3	1	1
ABERDEENOT	01-Feb-2013	3	3	3

Buttons: Query, Clear, Generate Report

10.2.1 - PDF Report – Requests/Users



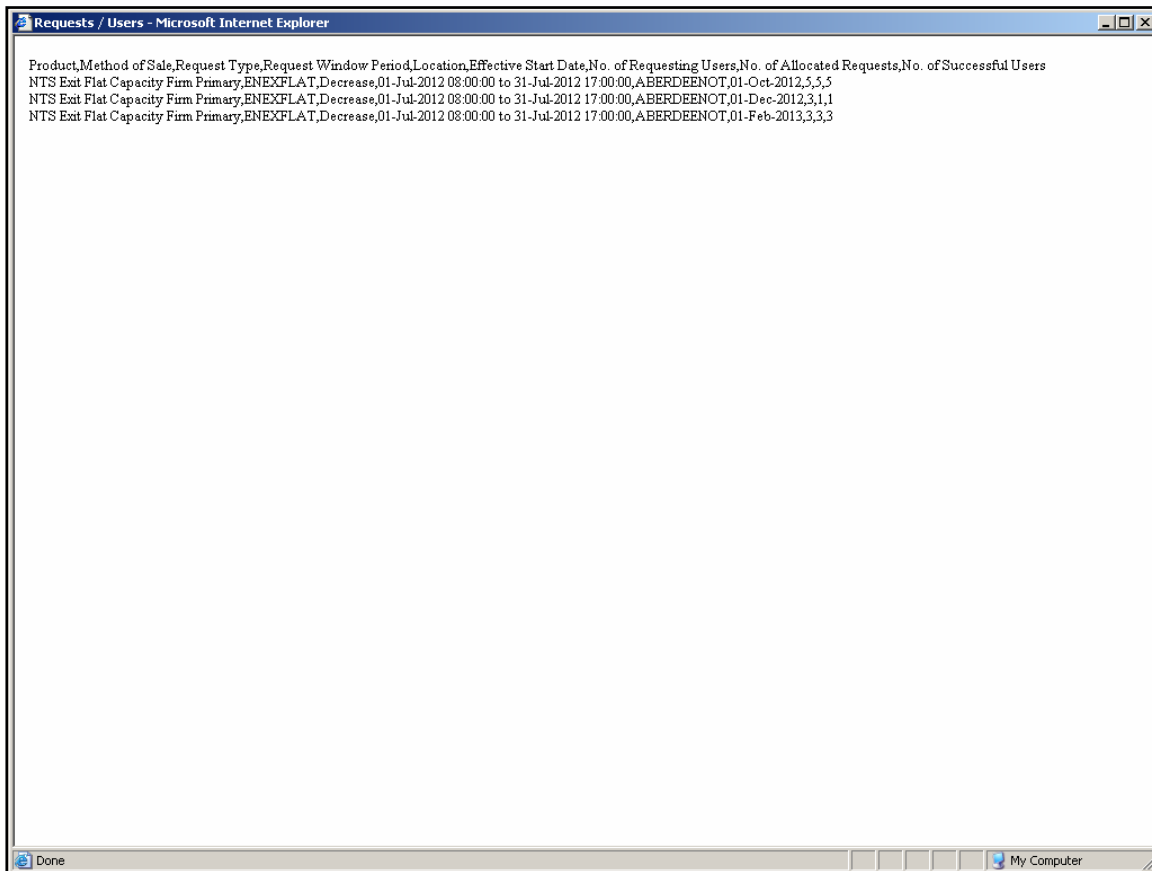
Requests / Users

Product: NTS EXIT FLAT CAPACITY FIRM PRIMARY **Method of Sale:** ENEXFLAT **Request Type:** Decrease

Request Window Period: 01-Jul-2012 08:00:00 to 31-Jul-2012 17:00:00

Location	Effective Start Date	No. of Requesting Users	No. of Allocated Requests	No. of Successful Users
ABERDEENOT	01-Oct-2012	5	5	5
ABERDEENOT	01-Dec-2012	3	1	1
ABERDEENOT	01-Feb-2013	3	3	3

10.2.2 - CSV Report – Requests/Users



Product	Method of Sale	Request Type	Request Window Period	Location	Effective Start Date	No. of Requesting Users	No. of Allocated Requests	No. of Successful Users
NTS Exit Flat Capacity Firm Primary	ENEXFLAT	Decrease	01-Jul-2012 08:00:00 to 31-Jul-2012 17:00:00	ABERDEENOT	01-Oct-2012	5	5	5
NTS Exit Flat Capacity Firm Primary	ENEXFLAT	Decrease	01-Jul-2012 08:00:00 to 31-Jul-2012 17:00:00	ABERDEENOT	01-Dec-2012	3	1	1
NTS Exit Flat Capacity Firm Primary	ENEXFLAT	Decrease	01-Jul-2012 08:00:00 to 31-Jul-2012 17:00:00	ABERDEENOT	01-Feb-2013	3	3	3

Ad hoc Increase of Enduring NTS Exit Flat Capacity

10.3 - View – Requests/Users

Requests / Users

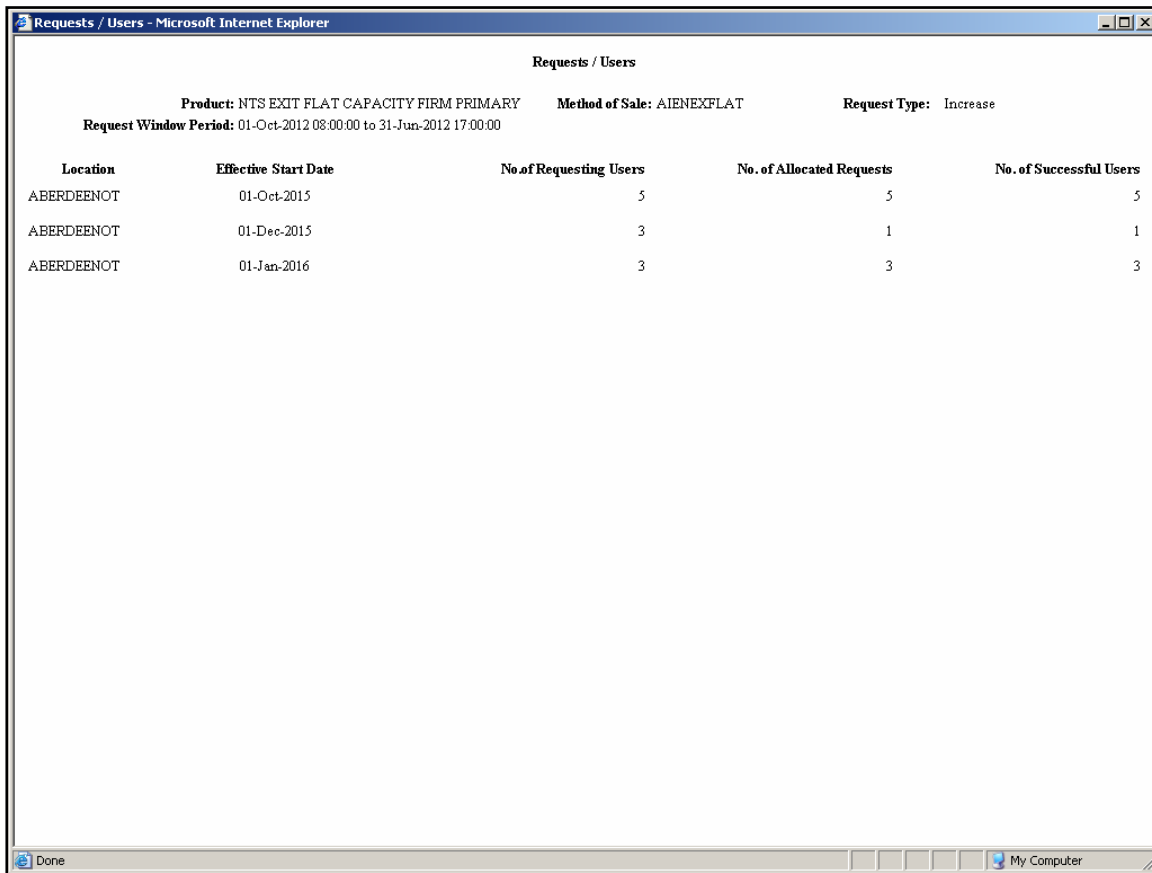
Product*: NTS EXIT FLAT CAPACITY FIRM PRIMARY Method of Sale*: AIENEXFLAT Request Type*: Increase

Request Window Period*: 01-Oct-2012 08:00:00 to 30-Jun-2012 17:00:00 Location*: ABERDEENOT, BALGRAYOT, BPRNGEMOUTHPS, STFERGUSOT Increase Start Date*: 01-Oct-2015, 01-Nov-2015, 01-Dec-2015

Location	Effective Start Date	No. of Requesting Users	No. of Allocated Requests	No. of Successful Users
ABERDEENOT	01-Oct-2015	5	5	5
ABERDEENOT	01-Dec-2015	3	1	1
ABERDEENOT	01-Jan-2016	3	3	3

Generate Report

10.3.1 - PDF Report – Requests/Users



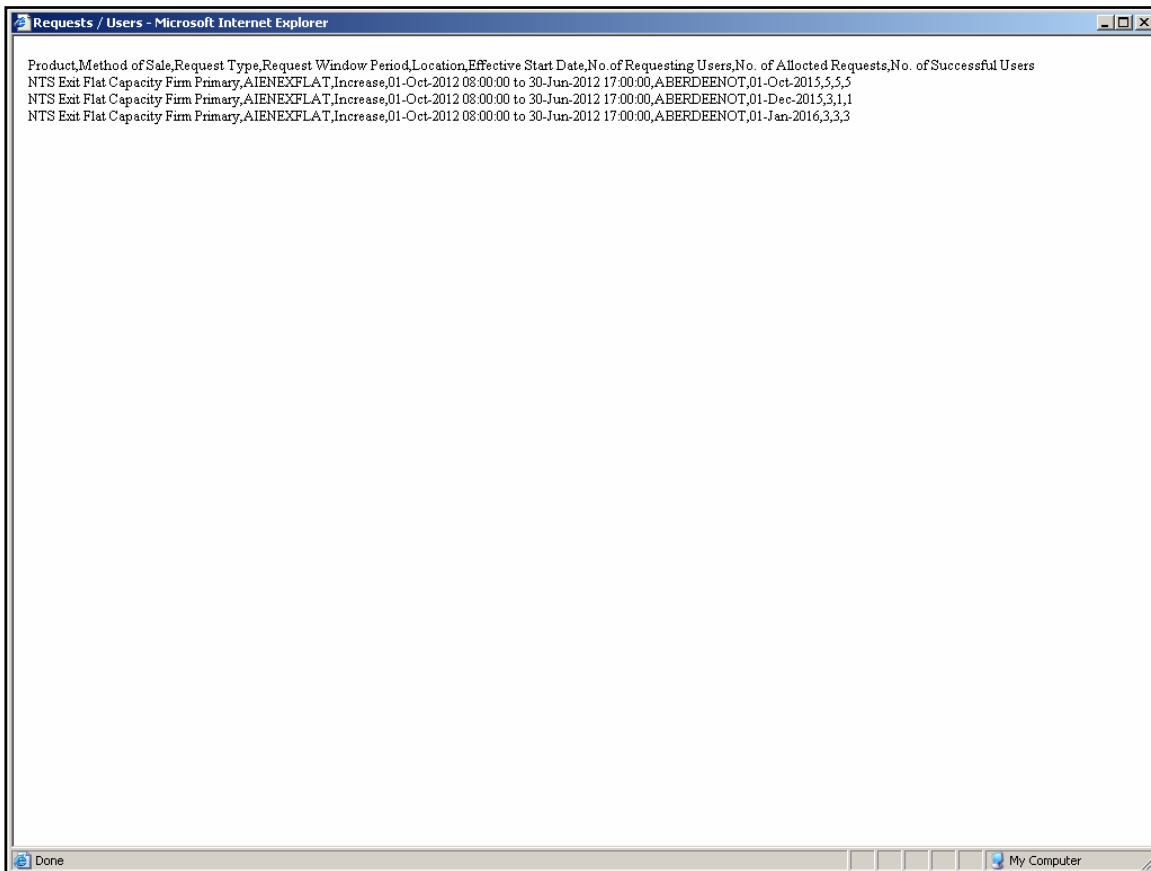
Requests / Users

Product: NTS EXIT FLAT CAPACITY FIRM PRIMARY Method of Sale: AIENEXFLAT Request Type: Increase
Request Window Period: 01-Oct-2012 08:00:00 to 31-Jun-2012 17:00:00

Location	Effective Start Date	No. of Requesting Users	No. of Allocated Requests	No. of Successful Users
ABERDEENOT	01-Oct-2015	5	5	5
ABERDEENOT	01-Dec-2015	3	1	1
ABERDEENOT	01-Jan-2016	3	3	3

Done My Computer

10.3.2 - CSV Report – Requests/Users



The screenshot shows a browser window with the title 'Requests / Users - Microsoft Internet Explorer'. The main content area displays a CSV report with the following data:

Product	Method of Sale	Request Type	Request Window Period	Location	Effective Start Date	No. of Requesting Users	No. of Allocated Requests	No. of Successful Users
NTS Exit Flat Capacity Firm Primary	AIENEXFLAT	Increase	01-Oct-2012 08:00:00 to 30-Jun-2012 17:00:00	ABERDEENOT	01-Oct-2015	5	5	5
NTS Exit Flat Capacity Firm Primary	AIENEXFLAT	Increase	01-Oct-2012 08:00:00 to 30-Jun-2012 17:00:00	ABERDEENOT	01-Dec-2015	3	1	1
NTS Exit Flat Capacity Firm Primary	AIENEXFLAT	Increase	01-Oct-2012 08:00:00 to 30-Jun-2012 17:00:00	ABERDEENOT	01-Jan-2016	3	3	3

The browser window also shows a status bar at the bottom with 'Done' on the left and 'My Computer' on the right.

Ad hoc Decrease of Enduring NTS Exit Flat Capacity

10.4 - View – Requests/Users

Requests / Users - Microsoft Internet Explorer

GEMINI Smell Gas ? Call free on 0800 111 999
all calls are recorded and may be monitored

Contract | Product | Trade | Deal | Constraints | Meter Details | Nominations | OCM | Measurements | Allocations | Invoice

Messages - 0 | User Name: IONT1301 | BA: TRA | User Role: IGMS013

GEMINI Environment: Prototype You are here : Product > Publish Results Reports > Requests / Users Deal

Requests / Users

Product*: NTS EXIT FLAT CAPACITY FIRM PRIMARY Method of Sale*: ADENEXFLAT Request Type*: Decrease

Request Window Period*: 01-Jan-2013 08:00:00 to 02-Jan-2013 17:00:00 Location*: ABERDEENOT, BALGRAYOT, BPGRNGEMOUTHPS, STFERGUSOT

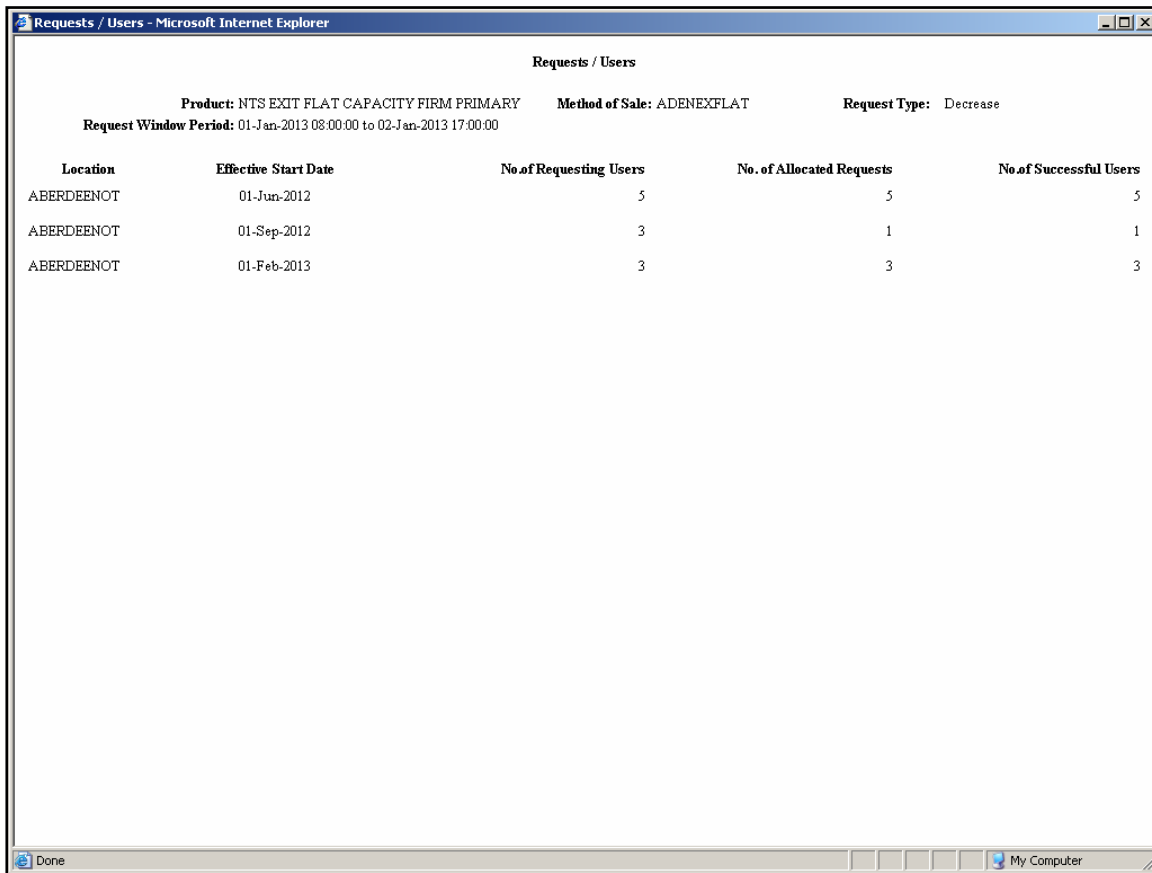
Location	Effective Start Date	No. of Requesting Users	No. of Allocated Requests	No. of Successful Users
ABERDEENOT	01-Jun-2012	5	5	5
ABERDEENOT	01-Sep-2012	3	1	1
ABERDEENOT	01-Feb-2013	3	3	3

Query Clear

Generate Report

11:24:21 My Computer

10.4.1 - PDF Report – Requests/Users

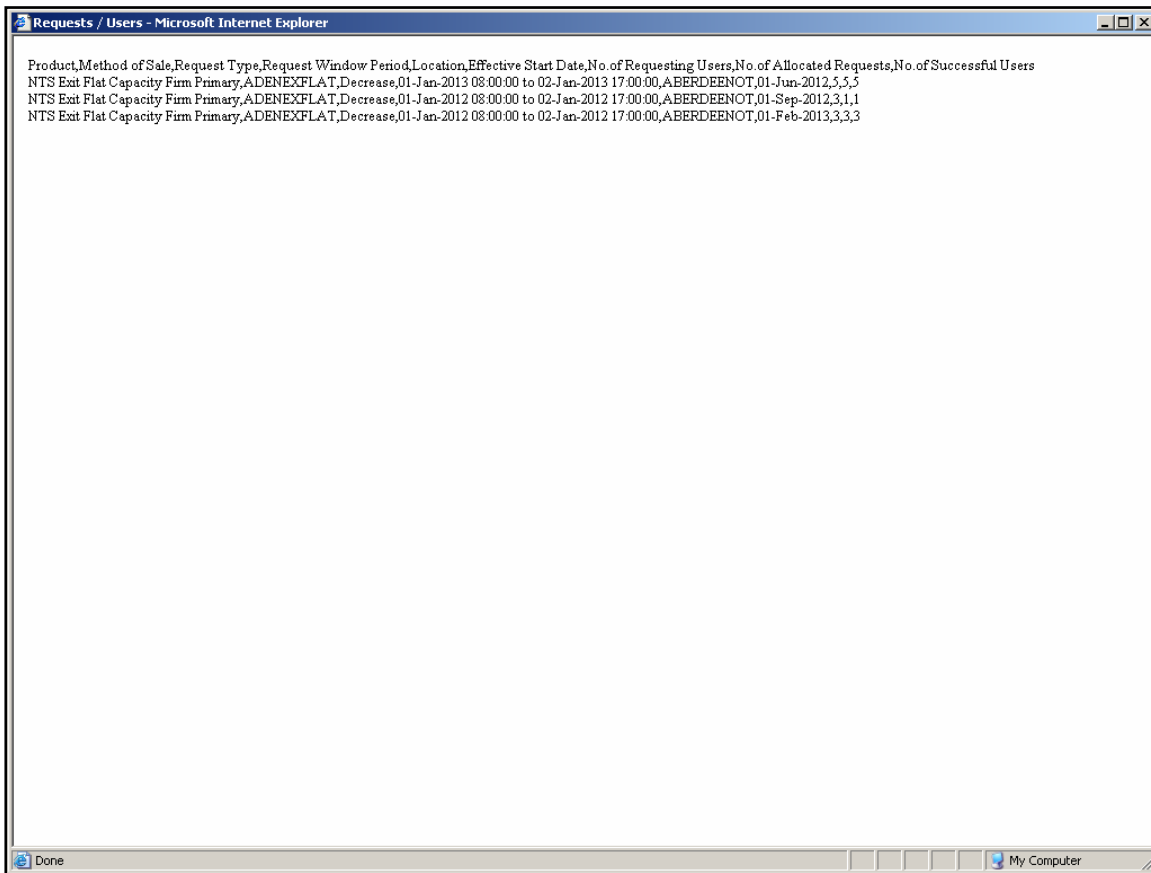


Requests / Users

Product: NTS EXIT FLAT CAPACITY FIRM PRIMARY Method of Sale: ADENEXFLAT Request Type: Decrease
Request Window Period: 01-Jan-2013 08:00:00 to 02-Jan-2013 17:00:00

Location	Effective Start Date	No. of Requesting Users	No. of Allocated Requests	No. of Successful Users
ABERDEENOT	01-Jun-2012	5	5	5
ABERDEENOT	01-Sep-2012	3	1	1
ABERDEENOT	01-Feb-2013	3	3	3

10.4.2 - CSV Report – Requests/Users



The screenshot shows a browser window with the title 'Requests / Users - Microsoft Internet Explorer'. The main content area displays a CSV report with the following data:

Product	Method of Sale	Request Type	Request Window Period	Location	Effective Start Date	No. of Requesting Users	No. of Allocated Requests	No. of Successful Users
NTS Exit Flat Capacity Firm Primary	A DENEXFLAT	Decrease	01-Jan-2013 08:00:00 to 02-Jan-2013 17:00:00	ABERDEENOT	01-Jun-2012	5	5	5
NTS Exit Flat Capacity Firm Primary	A DENEXFLAT	Decrease	01-Jan-2012 08:00:00 to 02-Jan-2012 17:00:00	ABERDEENOT	01-Sep-2012	3	1	1
NTS Exit Flat Capacity Firm Primary	A DENEXFLAT	Decrease	01-Jan-2012 08:00:00 to 02-Jan-2012 17:00:00	ABERDEENOT	01-Feb-2013	3	3	3

The browser window also shows a status bar at the bottom with 'Done' on the left and 'My Computer' on the right.

Increase of Annual NTS Exit Flat Capacity

10.5 - View – Requests/Users

Requests / Users - Microsoft Internet Explorer

GEMINI Smell Gas ? Call free on 0800 111 999
all calls are recorded and may be monitored

Contract | Product | Trade | Deal | Constraints | Meter Details | Nominations | OCM | Measurements | Allocations | Invoice

Messages - 0 | User Name: IONT1301 | BA: TRA | User Role: IGMS013

GEMINI Environment: Prototype You are here : Product > Publish Results Reports > Requests / Users Deal

Requests / Users

Product*: NTS EXIT FLAT CAPACITY FIRM PRIMARY Method of Sale*: ANEXFLAT Transaction Period*: 01-Oct-2012 to 30-Sep-2013

Request Window Period*: 01-Jul-2012 08:00:00 to 31-Jul-2012 17:00:00 Location*: ABERDEENOT, BALGRAYOT, BPGRNGEMOUTHPS, STFERGUSOT Sub Transaction Period*: 01-Oct-2012 to 30-Sep-2013, 01-Oct-2013 to 30-Sep-2015, 01-Oct-2014 to 30-Sep-2016

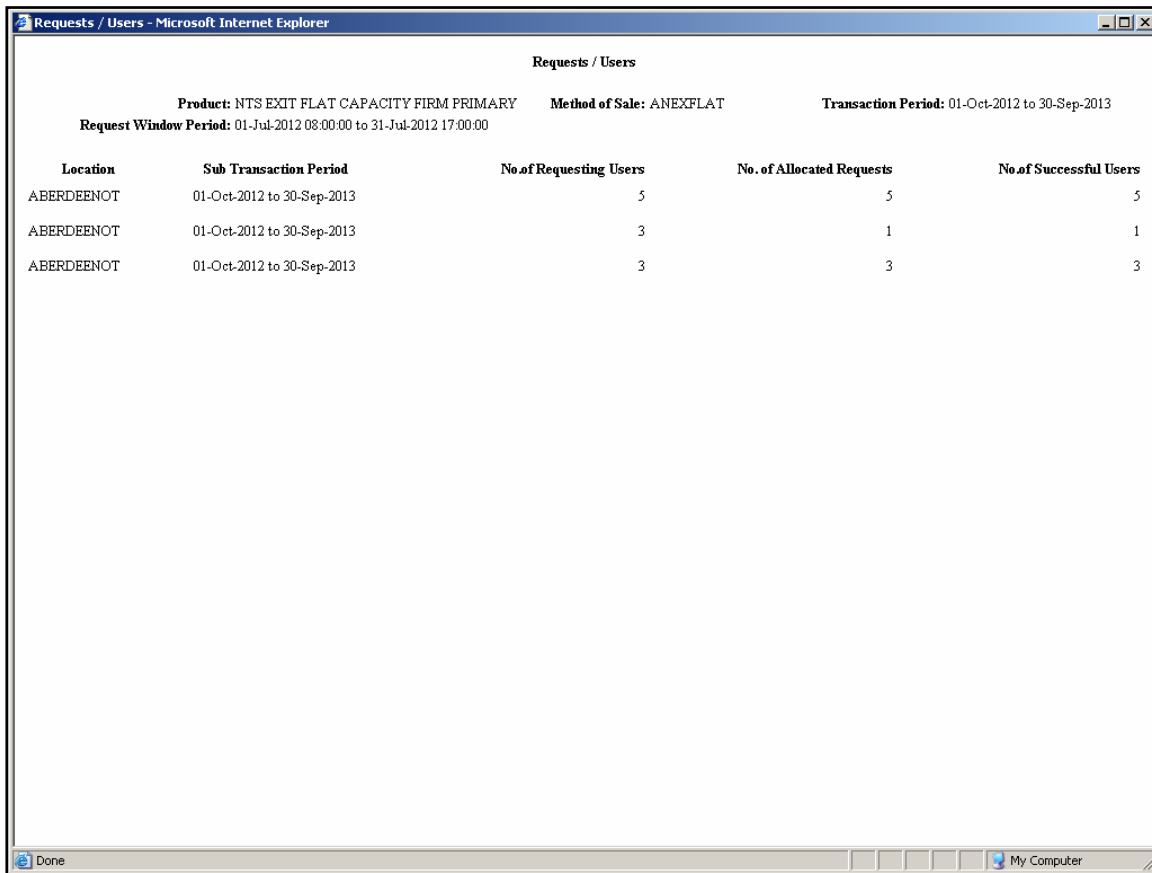
Location	Sub Transaction Period	No. of Requesting Users	No. of Allocated Requests	No. of Successful Users
ABERDEENOT	01-Oct-2012 to 30-Sep-2013	5	5	5
BALGRAYOT	01-Oct-2012 to 30-Sep-2013	3	1	1
BPGRNGEMOUTHPS	01-Oct-2012 to 30-Sep-2013	3	3	3

Query Clear

Generate Report

16:53:29 My Computer

10.5.1 - PDF Report – Requests/Users



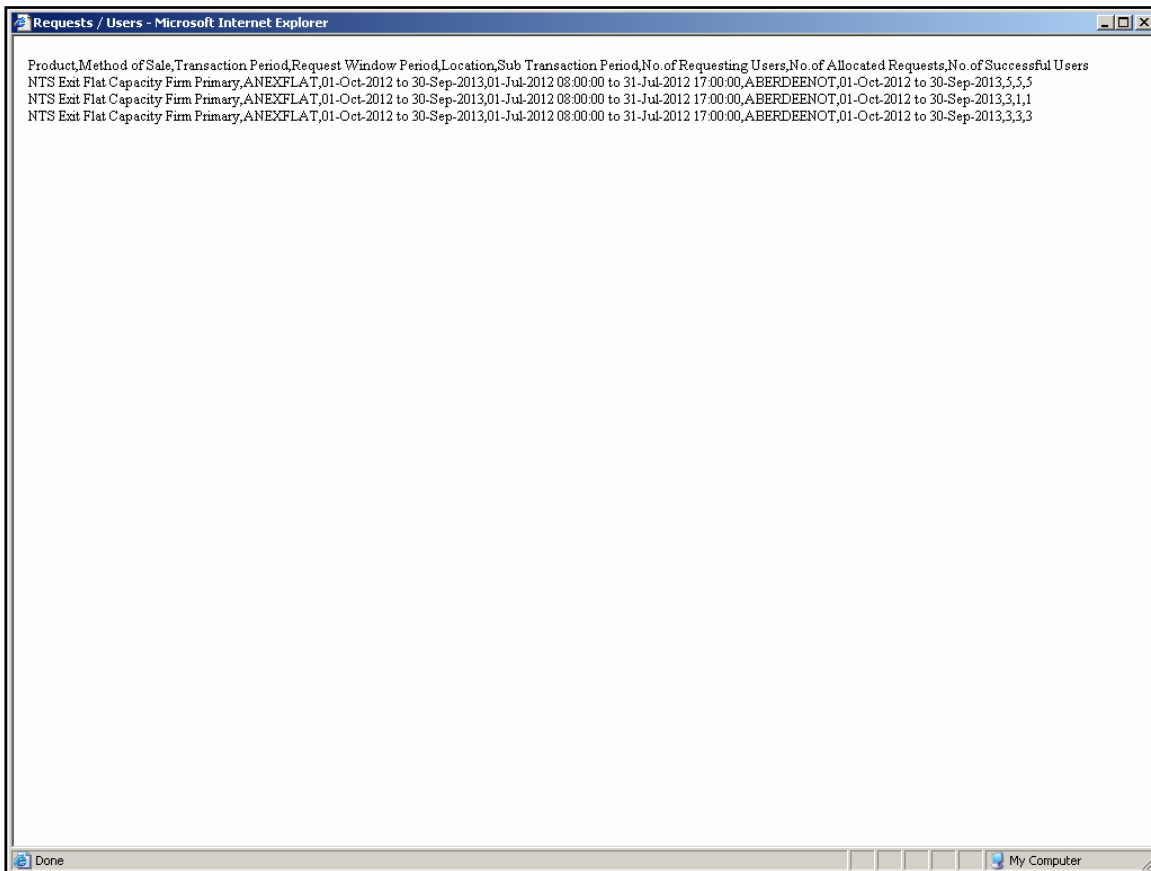
Requests / Users

Product: NTS EXIT FLAT CAPACITY FIRM PRIMARY **Method of Sale:** ANEXFLAT **Transaction Period:** 01-Oct-2012 to 30-Sep-2013

Request Window Period: 01-Jul-2012 08:00:00 to 31-Jul-2012 17:00:00

Location	Sub Transaction Period	No. of Requesting Users	No. of Allocated Requests	No. of Successful Users
ABERDEENOT	01-Oct-2012 to 30-Sep-2013	5	5	5
ABERDEENOT	01-Oct-2012 to 30-Sep-2013	3	1	1
ABERDEENOT	01-Oct-2012 to 30-Sep-2013	3	3	3

10.5.2 - CSV Report – Requests/Users



The screenshot shows a browser window with the title 'Requests / Users - Microsoft Internet Explorer'. The main content area displays a CSV report with the following data:

Product	Method of Sale	Transaction Period	Request Window Period	Location	Sub Transaction Period	No. of Requesting Users	No. of Allocated Requests	No. of Successful Users
NTS Exit Flat Capacity Firm Primary	ANEXFLAT	01-Oct-2012 to 30-Sep-2013	01-Jul-2012 08:00:00 to 31-Jul-2012 17:00:00	ABERDEENOT	01-Oct-2012 to 30-Sep-2013	5	5	5
NTS Exit Flat Capacity Firm Primary	ANEXFLAT	01-Oct-2012 to 30-Sep-2013	01-Jul-2012 08:00:00 to 31-Jul-2012 17:00:00	ABERDEENOT	01-Oct-2012 to 30-Sep-2013	3	1	1
NTS Exit Flat Capacity Firm Primary	ANEXFLAT	01-Oct-2012 to 30-Sep-2013	01-Jul-2012 08:00:00 to 31-Jul-2012 17:00:00	ABERDEENOT	01-Oct-2012 to 30-Sep-2013	3	3	3

The browser window also shows a status bar at the bottom with 'Done' on the left and 'My Computer' on the right.

11. Entitlement Report

The 'Entitlement' Report allows External Users to have the ability to view their total Capacity entitlements at a daily granularity, based on a particular Location and Period.

This report can be accessed by all External Users (Shippers, DNO Users, and Overrun Users) and National Grid users.

The following sub-functionalities are provided as part of this report:

- i. View CSV/PDF Reports
- ii. View Entitlement Net-Capacity
- iii. View Entitlement Net-Firm

CSV and PDF Reports can also be generated for the Entitlements - Net Capacity and Entitlements - Net Firm screens.

Please Note: The Phase 1 (May 2010) release of the system solution will provide the facility of viewing only Long Term Firm Entitlements. The relevant fields for Off-Peak, Short Term Firm, Net Transfers, Net Assignments and Buy Back Entitlements will display 'zero' values, by default.

The relevant screens to view the breakdown of these fields will also not be available.

Off-Peak, Short Term Firm, Transfers, Assignments and Buy Back Entitlements will be made available for viewing in future releases of the system solution.

The screen shots for all the above sub-functionalities are provided below;

11.1 - Entitlement Report – View Screen

Entitlements - Microsoft Internet Explorer

GEMINI Smell Gas ? Call free on 0800 111 999
all calls are recorded and may be monitored

Contract | Product | Trade | Deal | Constraints | Meter Details | Nominations | OCM | Measurements | Allocations | Invoice | IMS

Messages - 0 | User Name: IONT1301 | BA: TRA | User Role: IGM5013

GEMINI Environment: Prototype You are here : Product > Entitlements Product

Entitlements

Product Type*: NTS EXIT FLAT CAPACITY | BA Code: XXX | BA Abbr. Name: XXX | BA Name: XXX

Location*: ABERDEENOT | Period From*: 01-Oct-2012 | Period To*: 02-Oct-2012

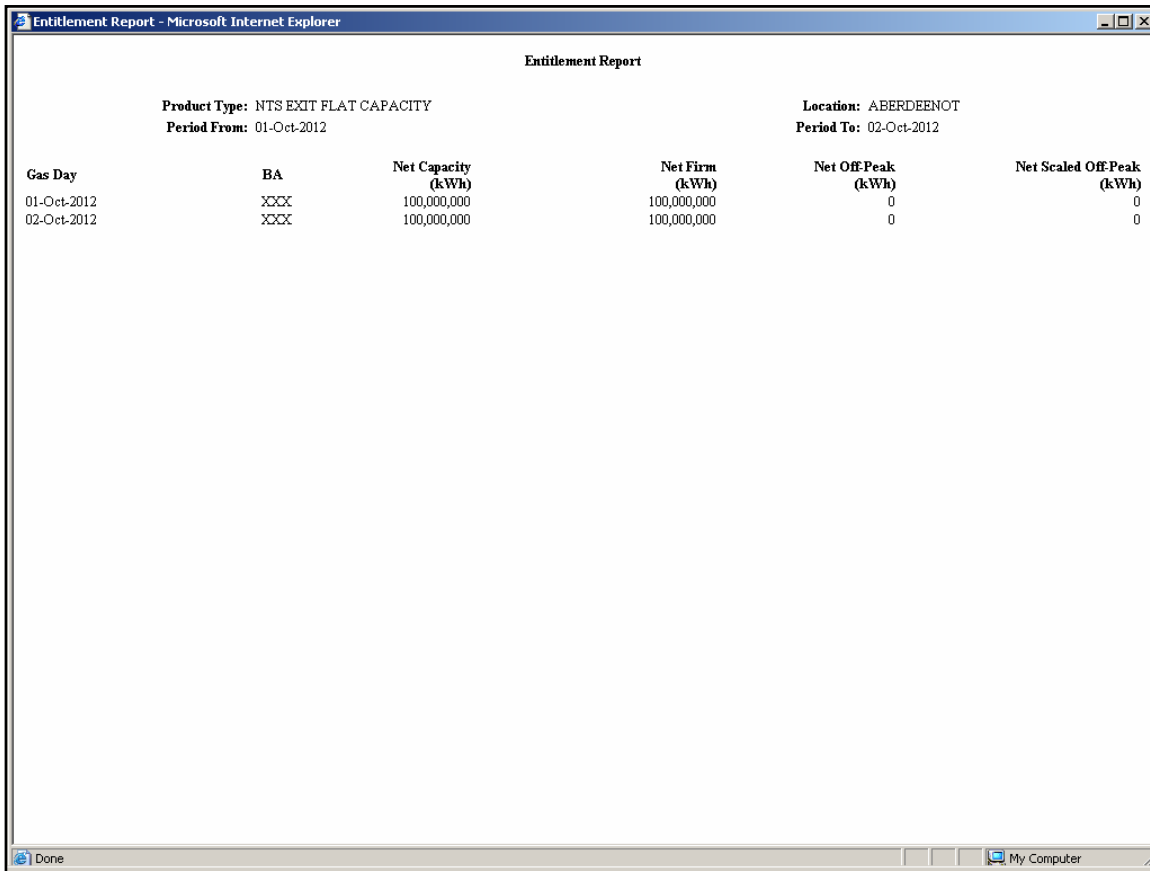
Query clear

Gas Day	BA	Net Capacity (kWh)	Action	Net Firm (kWh)	Action	Net Off-Peak (kWh)	Action	Net Scaled Off-Peak (kWh)	Action
01-Oct-2012	XXX	100,000,000	V	100,000,000	V	0	V	0	V
02-Oct-2012	XXX	100,000,000	V	100,000,000	V	0	V	0	V

Generate Report

15:33:10 Internet

11.1.1 - Entitlement Report - PDF Format

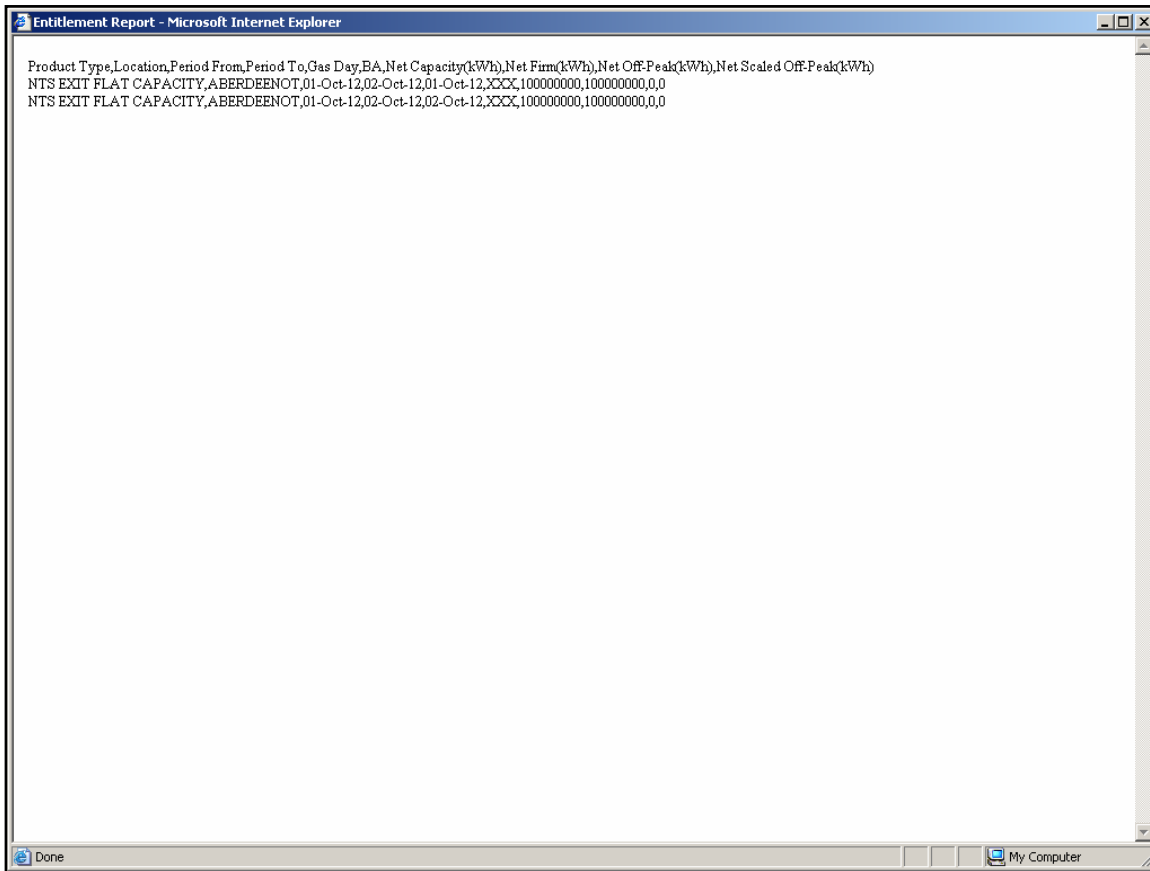


Entitlement Report

Product Type: NTS EXIT FLAT CAPACITY
Location: ABERDEENOT
Period From: 01-Oct-2012
Period To: 02-Oct-2012

Gas Day	BA	Net Capacity (kWh)	Net Firm (kWh)	Net Off-Peak (kWh)	Net Scaled Off-Peak (kWh)
01-Oct-2012	XXXX	100,000,000	100,000,000	0	0
02-Oct-2012	XXXX	100,000,000	100,000,000	0	0

11.1.2 - Entitlement Report - CSV Format



11.2 - Entitlement Report - Net Capacity

External Users have the ability to select the 'V' icon next to the 'Net Capacity' field in the 'Entitlements' screen (Ref 11.1) to navigate to the 'Entitlements - Net Capacity' screen, where the aggregate of Firm and Off-Peak Entitlements are displayed.

Entitlements - Net Capacity

Product Type: NTS EXIT FLAT CAPACITY BA Code: XXX BA Abbr. Name: XXX BA Name: XXX

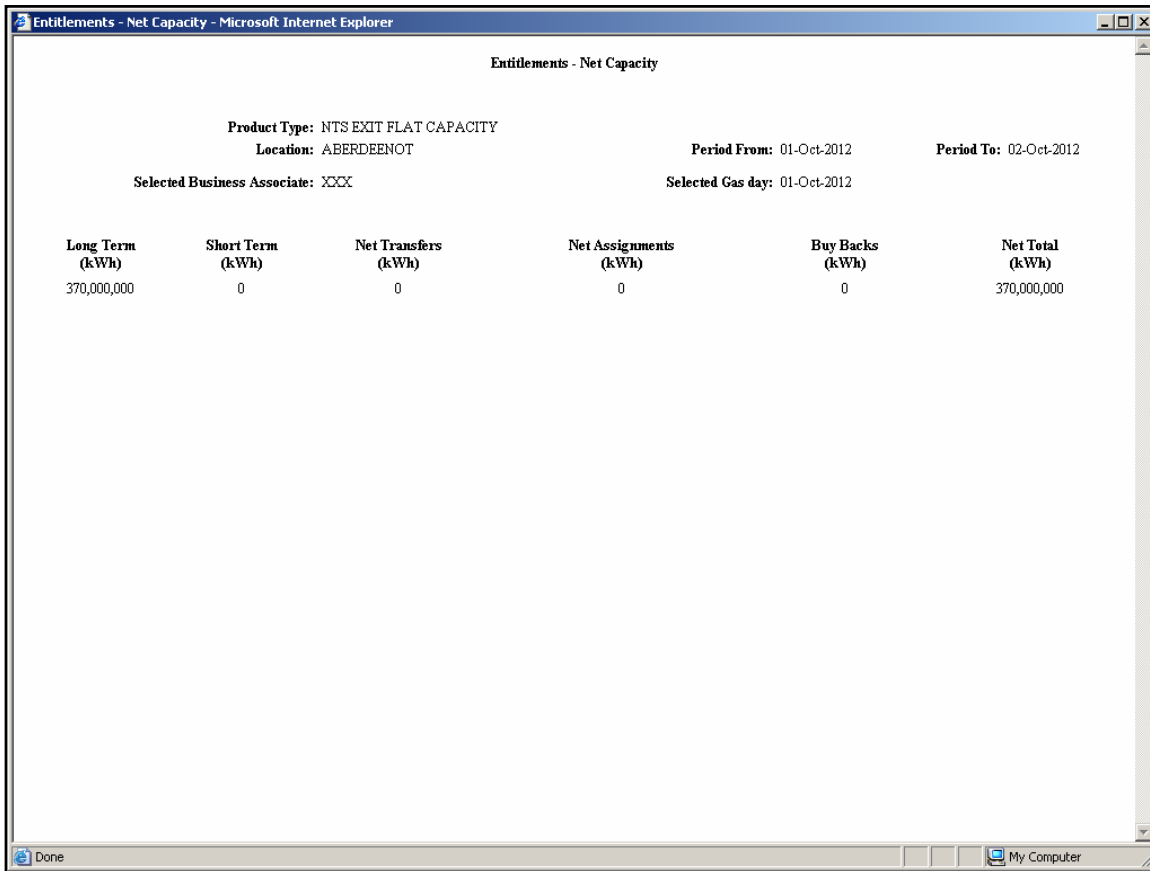
Location: ABERDEENOT Period From: 01-Oct-2012 Period To: 02-Oct-2012

Selected Business Associate: XXX Selected Gas Day: 01-Oct-2011

Location	Gas Day	BA	Long Term (kWh)	Short Term (kWh)	Net Transfers (kWh)	Net Assignments (kWh)	Buy Backs (kWh)	Net Total (kWh)
ABERDEENOT	01-Oct-2012	XXX	370,000,000	0	0	0	0	370,000,000

Generate Report Close

11.2.1 - Entitlement Report - Net Capacity (PDF Format)



The screenshot shows a web browser window titled "Entitlements - Net Capacity - Microsoft Internet Explorer". The page content is as follows:

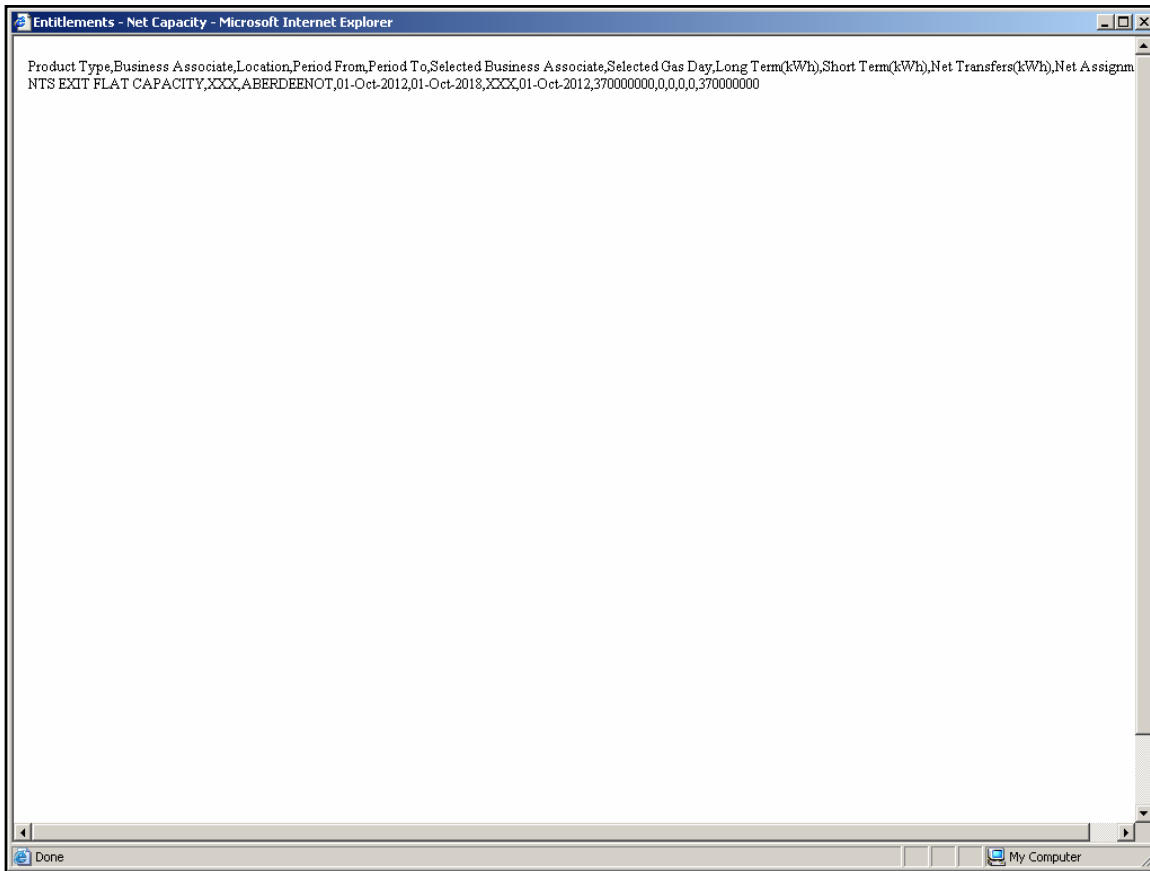
Entitlements - Net Capacity

Product Type: NTS EXIT FLAT CAPACITY
Location: ABERDEENOT
Period From: 01-Oct-2012 **Period To:** 02-Oct-2012
Selected Business Associate: XXXX **Selected Gas day:** 01-Oct-2012

Long Term (kWh)	Short Term (kWh)	Net Transfers (kWh)	Net Assignments (kWh)	Buy Backs (kWh)	Net Total (kWh)
370,000,000	0	0	0	0	370,000,000

The browser status bar at the bottom shows "Done" and "My Computer".

11.2.2 - Entitlement Report - Net Capacity - CSV Format



The screenshot shows a Microsoft Internet Explorer window titled "Entitlements - Net Capacity". The browser's address bar is empty. The main content area displays a table with the following header and data row:

Period From	Period To	Selected Business Associate	Selected Gas Day	Long Term(kWh)	Short Term(kWh)	Net Transfers(kWh)	Net Assignments(kWh)	Buy Backs(kWh)	Net Total(kWh)
ENOT	01-Oct-2012	01-Oct-2018	XXXX	01-Oct-2012	370000000	0	0	0	370000000

The status bar at the bottom of the browser window shows "Done" on the left and "My Computer" on the right.

11.3 - Entitlement Report - Net Firm

The user can select the 'V' icon next to the 'Net Firm' field in the 'Entitlements' screen (Ref 11.1) to navigate to the 'Entitlements - Net Firm' screen, where the breakdown of aggregate Firm Entitlement are displayed.

Entitlements - Net Firm

Product Type: NTS EXIT FLAT CAPACITY BA Code: XXX BA Abbr. Name: XXX BA Name: XXX

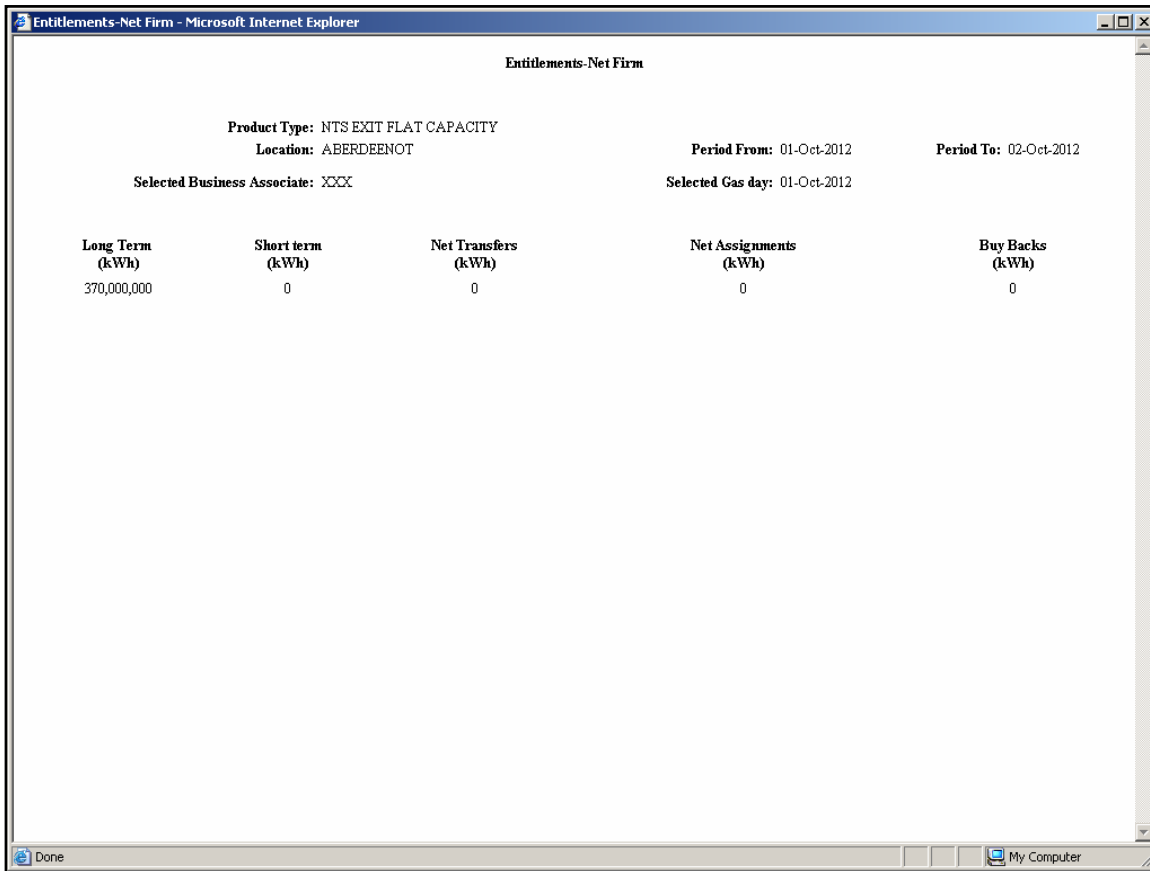
Location: ABERDEENOT Period From: 01-Oct-2012 Period To: 02-Oct-2012

Selected Business Associate: XXX Selected Gas Day: 01-Oct-2011

Long Term (kWh)	Action	Short Term (kWh)	Action	Net Transfers (kWh)	Action	Net Assignments (kWh)	Action	Buy Backs (kWh)	Action
370,000,000	V	0	V	0	V	0	V	0	V

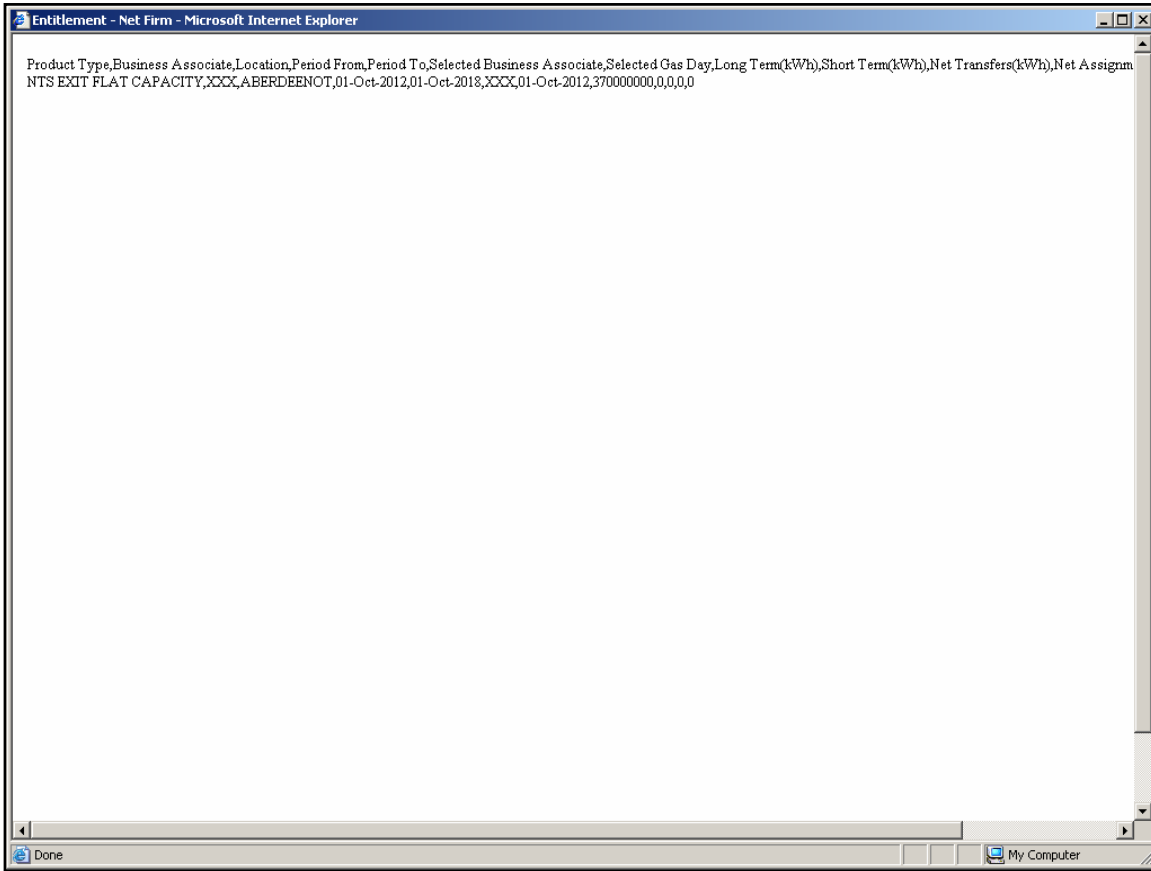
Generate Report Close

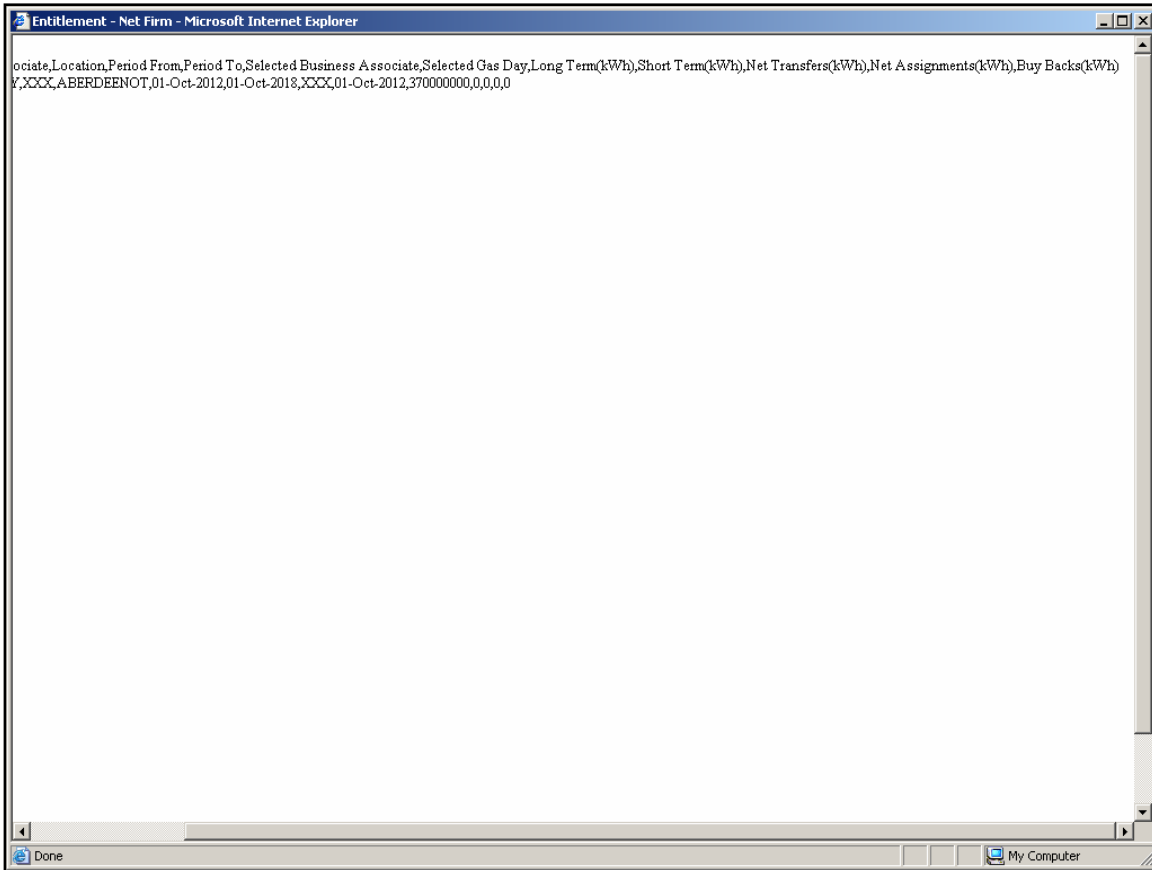
11.3.1 - Entitlement Report - Net Firm (PDF Format)



Entitlements-Net Firm				
Product Type: NTS EXIT FLAT CAPACITY				
Location: ABERDEENOT				
		Period From: 01-Oct-2012	Period To: 02-Oct-2012	
Selected Business Associate: XXXX			Selected Gas day: 01-Oct-2012	
Long Term (kWh)	Short term (kWh)	Net Transfers (kWh)	Net Assignments (kWh)	Buy Backs (kWh)
370,000,000	0	0	0	0

11.3.2 - Entitlement Report - Net Firm (CSV Format)





11.4 - Entitlement Report - Net Firm - Long Term

The user can select the 'V' icon next to the 'Long Term' field in the 'Entitlements - Net Firm' screen to navigate to the 'Entitlements - Net Firm - Long Term' screen, where the breakdown of Long Term Firm Entitlements is displayed at instance of Method of Sale level.

The user can select the 'V' icon next each queried record in the 'Entitlements - Net Firm - Long Term' screen to navigate to the 'Application Request Information' screen, where the breakdown of Long Term Firm Entitlements is displayed at a Request level. This facility is unavailable for ARCA records.

Please Note: All of the Query Criteria in the 'Application Request Information' screen will appear as disabled and a 'Close' button is provided to navigate back to the 'Entitlements - Net Firm - Long Term' screen.

The screenshot shows the 'Entitlements - Net Firm - Long Term' screen in the GEMINI application. The interface includes a navigation menu at the top with options like Contract, Product, Trade, Deal, Constraints, Meter Details, Nominations, OCM, Measurements, Allocations, and Invoice. The main content area displays a table of entitlement records with the following data:

Method of Sale	Transaction Period / Start Period	Request Window Period	Sub Transaction Period	Ad hoc Request ID	Allocated Quantity (kWh)	View Request Details
ENEXINIT	01-Oct-2011	--NA--	--NA--	--NA--	100,000,000	V
ENEXFLAT	01-Oct-2015	01-Jul-2012 to 31-Jul-2012	01-Oct-2015 to 30-Sep-2016	--NA--	150,000,000	V
AIENEXFLAT	01-Oct-2016	01-Oct-2015 to 30-Jun-2016	01-Oct-2016 to 31-Oct-2016	AIENEXFLAT002AH001	50,000,000	V
ADENEXFLAT	01-Dec-2016	01-Nov-2015 to 02-Nov-2015	--NA--	--NA--	-80,000,000	V
ANEXFLAT	01-Oct-2016 to 30-Sep-2016	01-Jul-2016 to 31-Jul-2016	01-Oct-2016 to 30-Sep-2016	--NA--	100,000,000	V
ARCA001	01-Oct-2016	--NA--	--NA--	--NA--	50,000,000	

At the bottom of the screen, there are buttons for 'Generate Report' and 'Close'. The system time is 15:9:8.

11.4.1 - Entitlement Report - Net Firm - Long Term (PDF Format)

Entitlements - Net Firm - Long term - Microsoft Internet Explorer

Entitlements - Net Firm - Long Term

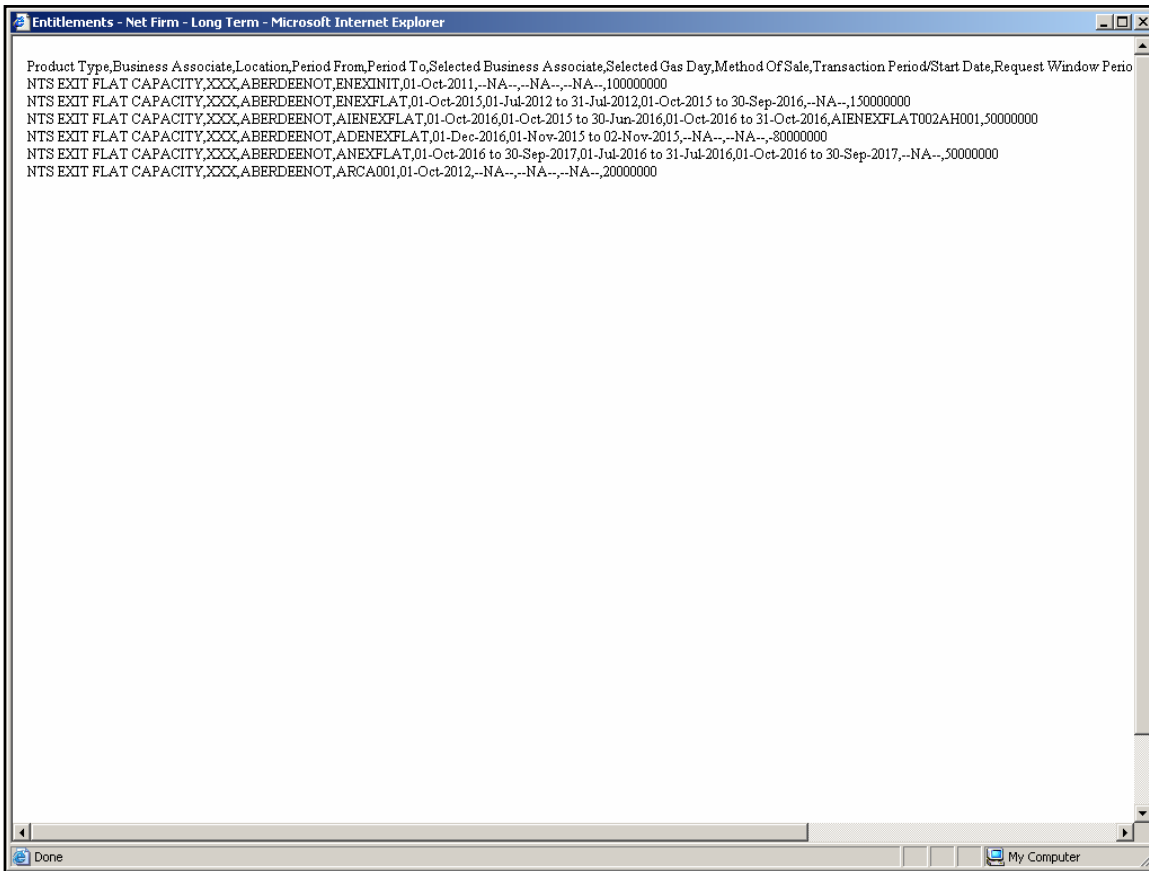
Product Type: NTS EXIT FLAT CAPACITY
Location: ABERDEENOT
Selected Business Associate: XXXX

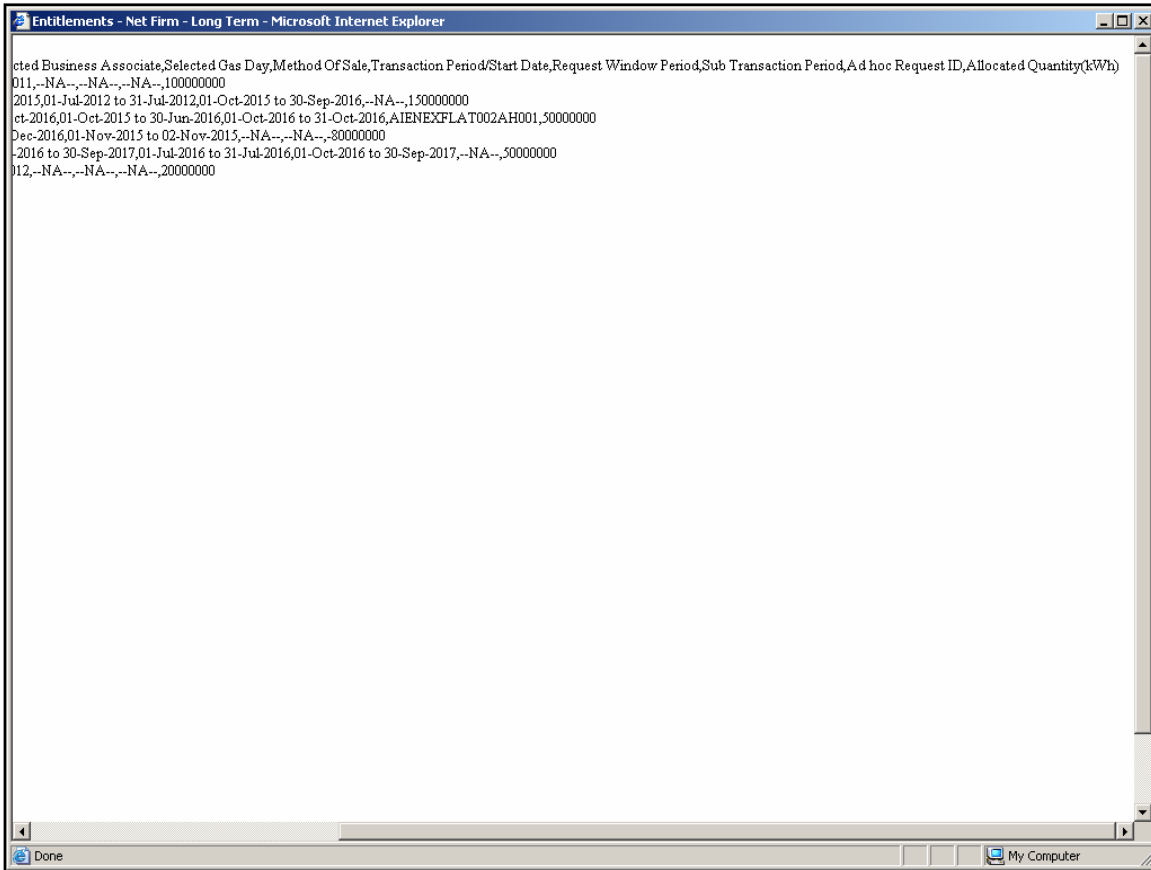
Period From: 01-Oct-2017
Period To: 02-Oct-2017
Selected Gas day: 01-Oct-2017

Method of Sale	Transaction Period / Start Date	Request Window Period	Sub Transaction Period	Ad hoc Request ID	Allocated Quantity (kWh)
ENEXINIT	01-Oct-2011	--NA--	--NA--	--NA--	100,000,000
ENEXFLAT	01-Oct-2015	01-Jul-2012 to 31-Jul-2012	01-Oct-2015 to 30-Sep-2016	--NA--	150,000,000
AIENEXFLAT	01-Oct-2016	01-Oct-2015 to 30-Jun-2016	01-Oct-2016 to 31-Oct-2016	AIENEXFLAT002AH001	50,000,000
ADENEXFLAT	01-Dec-2016	01-Nov-2015 to 02-Nov-2015	--NA--	--NA--	-80,000,000
ANEXFLAT	01-Oct-2016 to 30-Sep-2017	01-Jul-2016 to 31-Jul-2016	01-Oct-2016 to 30-Sep-2017	--NA--	50,000,000
ARCA001	01-Oct-2012	--NA--	--NA--		20,000,000
Net Long Term (kWh):					370,000,000

Done My Computer

11.4.2 - Entitlement Report - Net Firm - Long Term (CSV Format)





12. Aggregate User Enduring Capacity Report

This Report displays each External User's Aggregate Enduring NTS Exit Flat Capacity position for each NTS Exit Point.

This is formed of aggregated Initialised Enduring NTS Exit Flat Capacity along with the Aggregate Allocated Increase Requests and Aggregate Allocated Decrease Requests placed from a Start Date and Location.

This screen can be accessed by all External Users (Shippers, DNO Users and Overrun Users) and National Grid users.

The following options are provided as part of this report

- i. View CSV/PDF Reports
- ii. View Application Level details for each of the record
- iii. View Graph of the queried details

The screen shots for all the options are provided below;

12.1 - Aggregate User Enduring Capacity Report – View Screen

Aggregate User Enduring Capacity Report - Microsoft Internet Explorer

GEMINI Smell Gas ? Call free on 0800 111 999
all calls are recorded and may be monitored

Contract | Product | Trade | Deal | Constraints | Meter Details | Nominations | OCM | Measurements | Allocations | Invoice | IMS

Messages: 0 | User Name: IONT1301 | BA: TRA | User Role: IGMS013

GEMINI Environment: Prototype You are here : Product > Publish Reports > Aggregate User Enduring Capacity Product

Aggregate User Enduring Capacity Report

BA Code*: XXX BA Abbr Name: XXX BA Name: XXX

Product*: NTS EXIT FLAT CAPACITY FIRM PRIMARY Location*: ABERDEENOT / BALGRAYOT

Period From*: 01-Oct-2011 Period To*: 30-Sep-2016

Query Clear

Select	Location	Effective Start Date	Aggregate Initial Enduring Capacity (kWh)	Aggregate Increase (kWh)	Aggregate Decrease (kWh)	Net Aggregate Enduring Capacity (kWh)	Action
<input checked="" type="radio"/>	ABERDEENOT	01-Oct-2011	100,000,000	0	0	100,000,000	V
		01-Oct-2014	100,000,000	30,000,000	0	130,000,000	V
		01-Jan-2015	100,000,000	30,000,000	10,000,000	120,000,000	V
<input type="radio"/>	BALGRAYOT	01-Oct-2011	100,000,000	0	20,000,000	80,000,000	V
		01-Dec-2014	100,000,000	0	30,000,000	70,000,000	V
		01-Mar-2015	100,000,000	0	50,000,000	50,000,000	V

View Graph Generate Report

12-May-2009 15:24:10 My Computer

12.1.1 - Aggregate User Enduring Capacity Report (PDF Format)

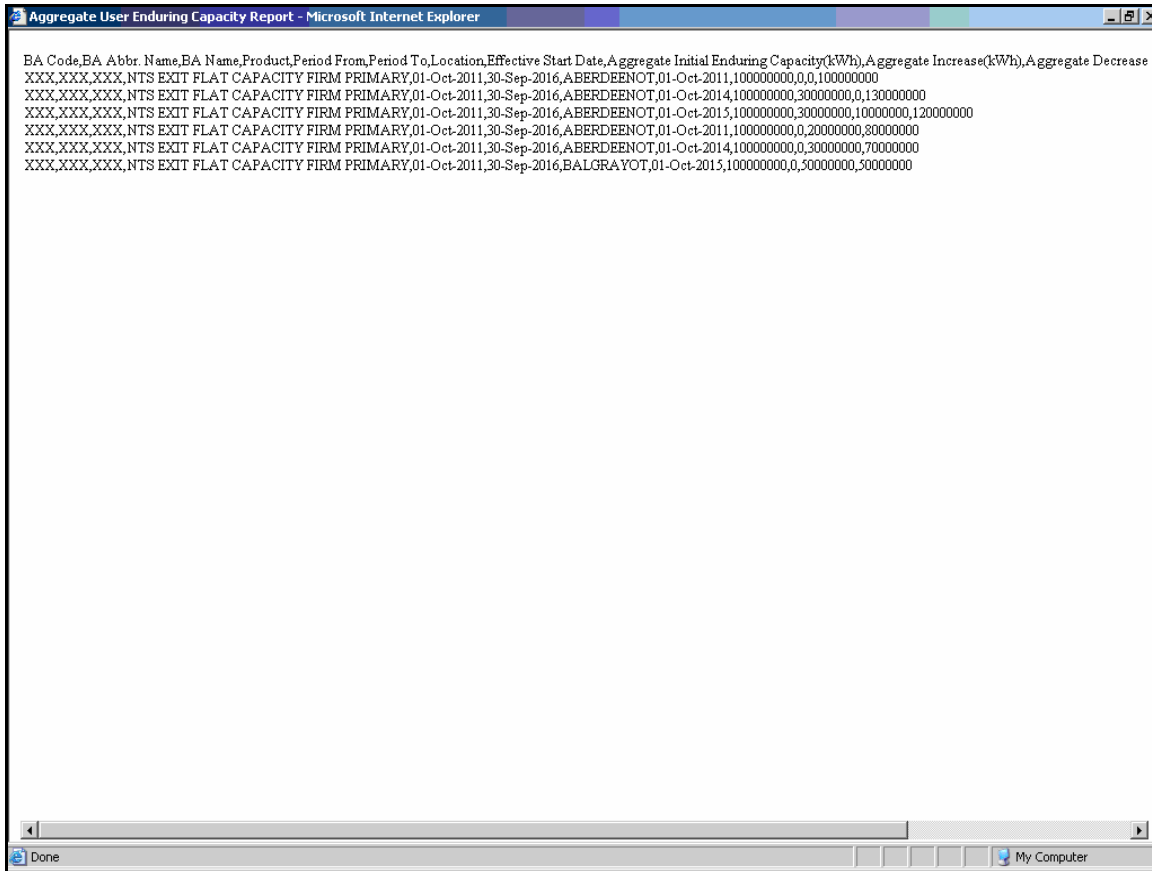
Aggregate User Enduring Capacity Report

BA Code: XXX BA Abbr. Name: XXX BA Name: XXX
 Product: NTS EXIT FLAT CAPACITY FIRM PRIMARY Period From : 01-Oct-2011 Period To: 30-Sep-2016

Location	Effective Start Date	Aggregate Initial Enduring Capacity (kWh)	Aggregate Increase (kWh)	Aggregate Decrease (kWh)	Net Aggregate Enduring Capacity (kWh)
ABERDEENOT	01-Oct-2011	100,000,000	0	0	100,000,000
	01-Oct-2014	100,000,000	30,000,000	0	130,000,000
	01-Jan-2015	100,000,000	30,000,000	10,000,000	120,000,000
BALGRAYOT	01-Oct-2011	100,000,000	0	20,000,000	80,000,000
	01-Dec-2014	100,000,000	0	30,000,000	70,000,000
	01-Mar-2015	100,000,000	0	50,000,000	50,000,000

Done My Computer

12.1.2 - Aggregate User Enduring Capacity Report (CSV Format)



Aggregate User Enduring Capacity Report - Microsoft Internet Explorer

nod From,Period To,Location,Effective Start Date,Aggregate Initial Enduring Capacity(kWh),Aggregate Increase(kWh),Aggregate Decrease(kWh),Net Enduring Aggregate Capacity(kWh)
XIT FLAT CAPACITY FIRM PRIMARY,01-Oct-2011,30-Sep-2016,ABERDEENOT,01-Oct-2011,100000000,0,0,100000000
XIT FLAT CAPACITY FIRM PRIMARY,01-Oct-2011,30-Sep-2016,ABERDEENOT,01-Oct-2014,100000000,30000000,0,130000000
XIT FLAT CAPACITY FIRM PRIMARY,01-Oct-2011,30-Sep-2016,ABERDEENOT,01-Oct-2015,100000000,30000000,10000000,120000000
XIT FLAT CAPACITY FIRM PRIMARY,01-Oct-2011,30-Sep-2016,ABERDEENOT,01-Oct-2011,100000000,0,20000000,80000000
XIT FLAT CAPACITY FIRM PRIMARY,01-Oct-2011,30-Sep-2016,ABERDEENOT,01-Oct-2014,100000000,0,30000000,70000000
XIT FLAT CAPACITY FIRM PRIMARY,01-Oct-2011,30-Sep-2016,BALGRAYOT,01-Oct-2015,100000000,0,50000000,50000000

12.2 - Aggregate User Enduring Capacity Report - Application Level

View User Aggregate Enduring Capacity Application Level - Microsoft Internet Explorer

GEMINI Smell Gas ? Call free on 0800 111 999
all calls are recorded and may be monitored

Contract | Product | Trade | Deal | Constraints | Meter Details | Nominations | OCM | Measurements | Allocations | Invoice | IMS

Messages - 0 | User Name: IONT1301 | BA: TRA | User Role: IGMS013

GEMINI Environment: Prototype You are here : Product > View User Aggregate Enduring Capacity Application Level [Publish](#)

View User Aggregate Application Level

BA Code: XXX BA.Abbr.Name: XXX BA Name: XXX
 Product: NTS EXIT FLAT CAPACITY FIRM PRIMARY Location: ABERDEENOT
 Period From: 01-Oct-2011 Period To: 30-Sep-2016

Method of Sale	Effective Start Date	Request Window Period	Initial Prevailing Rights(kWh)	Increase (kWh)	Decrease (kWh)
ENEXFLATINIT	01-Jan-2015	N/A	100,000,000	0	0
ENEXFLAT	01-Jan-2015	01-Jul-2015 08:00:00 to 31-Jul-2015 17:00:00	0	15,000,000	0
AIENEXFLAT	01-Jan-2015	01-Oct-2015 08:00:00 to 30-Jun-2015 17:00:00	0	15,000,000	0
ADENEXFLAT	01-Jan-2015	01-Oct-2015 08:00:00 to 30-Jun-2015 17:00:00	0	0	10,000,000
Total:			100,000,000	30,000,000	10,000,000
			Net Aggregate Enduring Capacity		
					120,000,000

[Close](#)

15:33:21 My Computer

13. Capacity by Quantity Holder Report

This report displays the Available, Sold and Unsold Capacity for each applicable Quantity Holder, at an instance of MoS Level.

The Capacity by Quantity Holder for the following applications would be displayed;

- i. Enduring Annual NTS Exit Flat Capacity
- ii. Ad hoc Increase of Enduring NTS Exit Flat Capacity
- iii. Ad hoc Decrease of Enduring NTS Exit Flat Capacity
- iv. Increase of Annual NTS Exit Flat Capacity

This screen can be accessed by all External Users (Shippers, DNO Users and Overrun Users) and National Grid users.

The following sub-functionality would be provided;

- i. View CSV/PDF Reports for each of the application

The screen shots and sub-functionality for each of the Application are detailed below;

Enduring Annual NTS Exit Flat Capacity Application

13.1 - Capacity by Quantity Holder Report – View Screen

Capacity by Quantity Holder - Microsoft Internet Explorer

GEMINI Smell Gas ? Call free on 0800 111 999
all calls are recorded and may be monitored

Contract | Product | Trade | Deal | Constraints | Meter Details | Nominations | OCM | Measurements | Allocations | Invoice | IMS

Messages - 0 | User Name: IONT1301 | BA: TRA | User Role: IGMS013

GEMINI Environment: Prototype You are here : Product > Publish Reports > Capacity by Quantity Holder Product

Capacity by Quantity Holder

Product*: NTS EXIT FLAT CAPACITY FIRM PRIMARY Method of Sale*: ENEXFLAT Request Window Period*: 01-Jul-2012 08:00:00 to 31-Jul-2012 17:00:00

Earliest Increase Start Date: 01-Oct-2015 Earliest Decrease Start Date: 01-Oct-2012 Location*: ABERDEENOT
BALGRAYOT
BPGRNGEMOUTHPS

View*: Sold

Query Clear

Location	Effective Start Date	Baseline (kWh)	Obligated Incremental(kWh)	Non Obligated Incremental(kWh)
ABERDEENOT	01-Oct-2012	100,000,000	100,000,000	0
ABERDEENOT	01-Oct-2013	100,000,000	200,000,000	0
ABERDEENOT	01-Apr-2017	200,000,000	0	0
ABERDEENOT	01-Apr-2018	400,000,000	0	0

Generate Report

17:29:0 My Computer

13.1.1 - Capacity by Quantity Holder Report - PDF Format

Capacity by Quantity Holder - Microsoft Internet Explorer

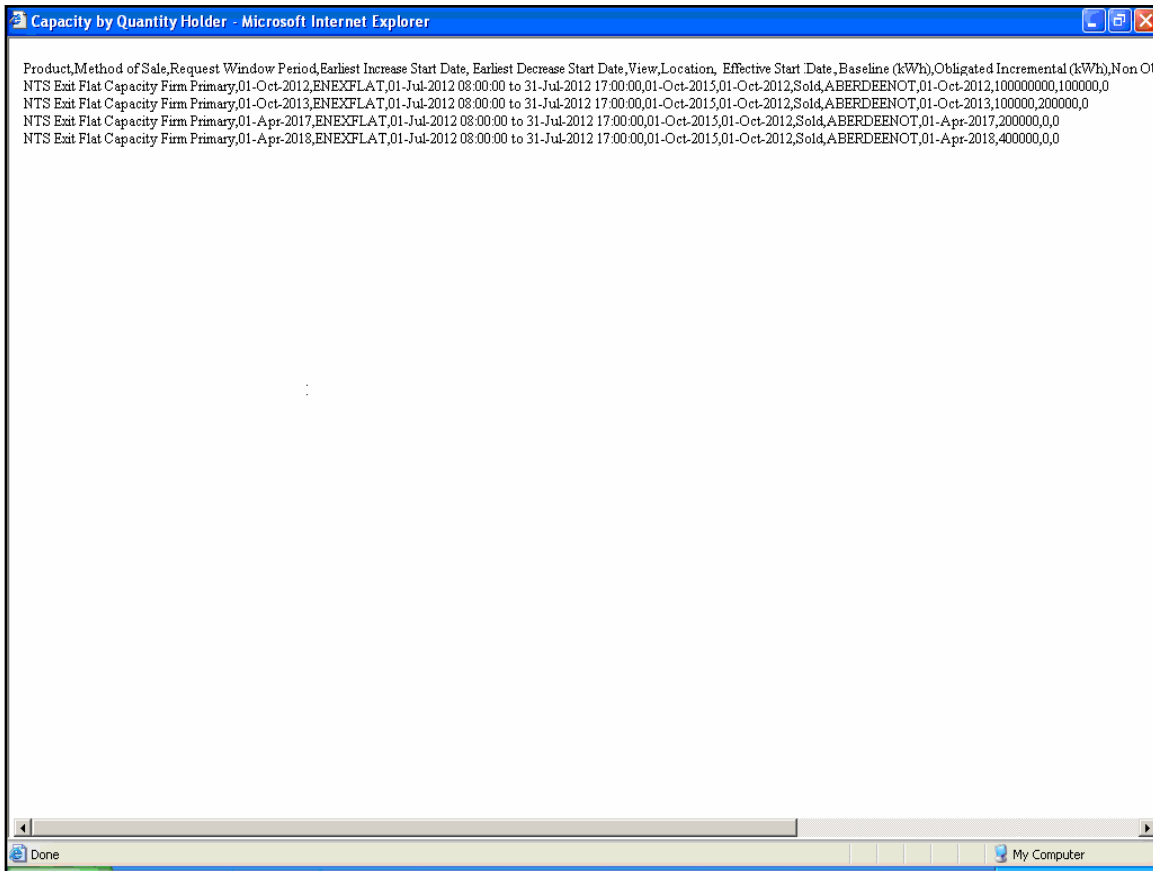
Capacity by Quantity Holder

Product: NTS EXIT FLAT CAPACITY FIRM PRIMARY
Method of Sale: ENEXFLAT
Request Window Period: 01-Jul-2012 08:00:00 to 31-Jul-2012 17:00:00
Earliest Increase Start Date: 01-Oct-2015
Earliest Decrease Start Date: 01-Oct-2012
View: Sold

Location	Effective Start Date	Baseline (kWh)	Obligated Incremental (kWh)	Non Obligated Incremental (kWh)
ABERDEENOT	01-Oct-2012	100,000,000	100,000,000	0
ABERDEENOT	01-Oct-2013	100,000,000	200,000,000	0
ABERDEENOT	01-Apr-2017	200,000,000	0	0
ABERDEENOT	01-Apr-2018	400,000,000	0	0

Done My Computer

13.1.2 - Capacity by Quantity Holder Report - CSV Format



Capacity by Quantity Holder - Microsoft Internet Explorer

Request Window Period	Earliest Increase Start Date	Earliest Decrease Start Date	View	Location	Effective Start Date	Baseline (kWh)	Obligated Incremental (kWh)	Non Obligated Incremental (kWh)
Flat Capacity Firm Primary	01-Oct-2012	ENEXFLAT	01-Jul-2012 08:00:00 to 31-Jul-2012 17:00:00	01-Oct-2015	01-Oct-2012	Sold	ABERDEENOT	01-Oct-2012,100000000,100000,0
Flat Capacity Firm Primary	01-Oct-2013	ENEXFLAT	01-Jul-2012 08:00:00 to 31-Jul-2012 17:00:00	01-Oct-2015	01-Oct-2012	Sold	ABERDEENOT	01-Oct-2013,100000,200000,0
Flat Capacity Firm Primary	01-Apr-2017	ENEXFLAT	01-Jul-2012 08:00:00 to 31-Jul-2012 17:00:00	01-Oct-2015	01-Oct-2012	Sold	ABERDEENOT	01-Apr-2017,200000,0,0
Flat Capacity Firm Primary	01-Apr-2018	ENEXFLAT	01-Jul-2012 08:00:00 to 31-Jul-2012 17:00:00	01-Oct-2015	01-Oct-2012	Sold	ABERDEENOT	01-Apr-2018,400000,0,0

Done My Computer

Ad hoc Increase of Enduring NTS Exit Flat Capacity Application

13.2 - Capacity by Quantity Holder Report – View Screen

Capacity by Quantity Holder - Microsoft Internet Explorer

GEMINI Smell Gas ? Call free on 0800 111 999
all calls are recorded and may be monitored

Contract | Product | Trade | Deal | Constraints | Meter Details | Nominations | OCM | Measurements | Allocations | Invoice | IMS

Messages - 0 | User Name: IONT1301 | BA: TRA | User Role: IGMS013

GEMINI Environment: Prototype You are here : Product > Publish Reports > Capacity by Quantity Holder Product

Capacity by Quantity Holder

Product*: NTS EXIT FLAT CAPACITY FIRM PRIMARY Method of Sale*: AIENEXFLAT Request Window Period*: 01-Jul-2012 08:00:00 to 31-Jul-2012 17:00:00

Ad hoc Request ID*: AIENEXFLAT001AH001 Earliest Increase Start Date: 01-Oct-2012 Location: ABERDEENOT

View*: Sold

Query Clear

Location	Effective Start Date	Baseline (kWh)	Obligated Incremental (kWh)	Non Obligated Incremental (kWh)
ABERDEENOT	01-Oct-2012	100,000,000	100,000,000	0
ABERDEENOT	01-Dec-2012	100,000,000	200,000,000	0
ABERDEENOT	01-Apr-2017	200,000,000	0	0
ABERDEENOT	01-Dec-2017	400,000,000	0	0

Generate Report

17:3:50 My Computer

13.2.1 - Capacity by Quantity Holder Report - PDF Format

Capacity by Quantity Holder - Microsoft Internet Explorer

Capacity by Quantity Holder

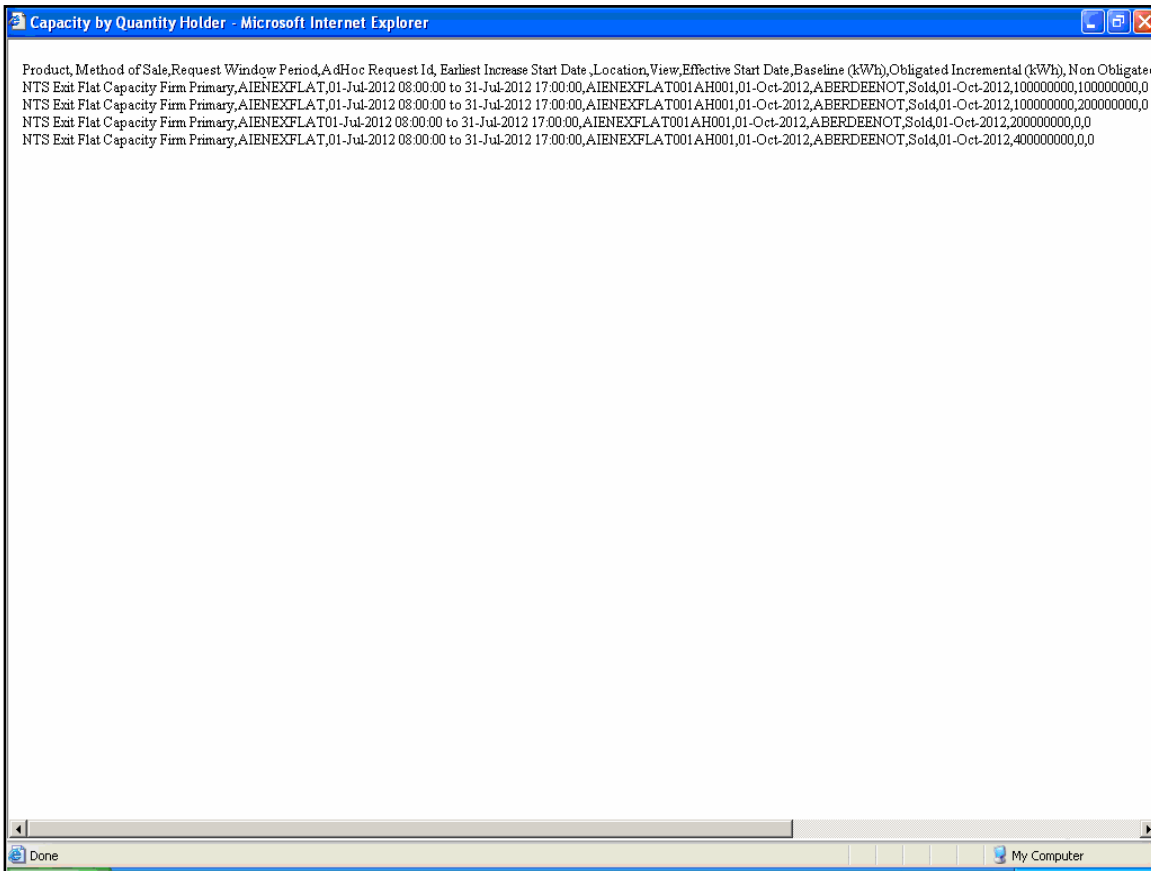
Product: NTS EXIT FLAT CAPACITY FIRM PRIMARY **Method of Sale:** AIENEXFLAT **Request Window Period:** 01-Jul-2012 08:00:00 to 31-Jul-2012 17:00:00
AdHoc Request Id: AIENEXFLAT001AH001 **Earliest Increase Start Date:** 01-Oct-2012 **Location:** ABERDEENOT

View: Sold

Location	Effective Start Date	Baseline (kWh)	Obligated Incremental(kWh)	Non Obligated Incremental(kWh)
ABERDEENOT	01-Oct-2012	100,000,000	100,000,000	0
ABERDEENOT	01-Dec-2012	100,000,000	200,000,000	0
ABERDEENOT	01-Apr-2017	200,000,000	0	0
ABERDEENOT	01-Jun-2017	400,000,000	0	0

Done My Computer

13.2.2 - Capacity by Quantity Holder Report - CSV Format



Capacity by Quantity Holder - Microsoft Internet Explorer

of Sale	Request Window Period	AdHoc Request Id	Earliest Increase Start Date	Location	View	Effective Start Date	Baseline (kWh)	Obligated Incremental (kWh)	Non Obligated Incremental (kWh)
AIENEXFLAT	01-Jul-2012 08:00:00 to 31-Jul-2012 17:00:00	AIENEXFLAT001AH001	01-Oct-2012	ABERDEENOT	Sold	01-Oct-2012	100000000	100000000	0
AIENEXFLAT	01-Jul-2012 08:00:00 to 31-Jul-2012 17:00:00	AIENEXFLAT001AH001	01-Oct-2012	ABERDEENOT	Sold	01-Oct-2012	100000000	200000000	0
AIENEXFLAT01	01-Jul-2012 08:00:00 to 31-Jul-2012 17:00:00	AIENEXFLAT001AH001	01-Oct-2012	ABERDEENOT	Sold	01-Oct-2012	200000000	0	0
AIENEXFLAT	01-Jul-2012 08:00:00 to 31-Jul-2012 17:00:00	AIENEXFLAT001AH001	01-Oct-2012	ABERDEENOT	Sold	01-Oct-2012	400000000	0	0

Done My Computer

Ad hoc Decrease of Enduring NTS Exit Flat Capacity Application

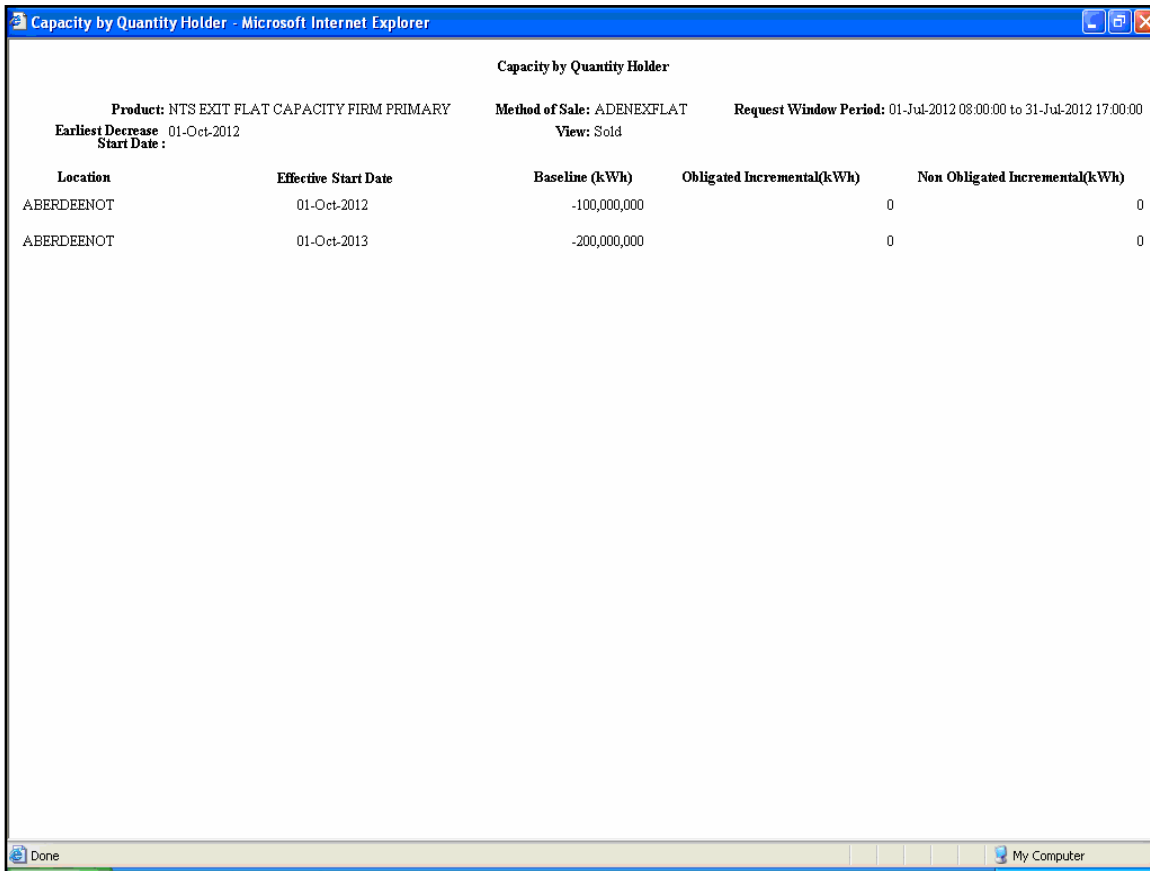
13.3 - Capacity by Quantity Holder Report – View Screen

The screenshot shows a web application interface for 'Capacity by Quantity Holder'. The browser title is 'Capacity by Quantity Holder - Microsoft Internet Explorer'. The page header includes the 'GEMINI' logo and a navigation menu with items like Contract, Product, Trade, Deal, Constraints, Meter Details, Nominations, OCM, Measurements, Allocations, and Invoice. Below the navigation, there are fields for 'Messages - 0', 'User Name: IONT1301', 'BA: TRA', and 'User Role: IGMS013'. The breadcrumb trail reads 'You are here : Product > Publish Reports > Capacity by Quantity Holder'. The main content area is titled 'Capacity by Quantity Holder' and contains a search form with the following fields: 'Product*' (NTS EXIT FLAT CAPACITY FIRM PRIMARY), 'Method of Sale*' (ADENEXFLAT), 'Request Window Period*' (01-Jul-2012 08:00:00 to 31-Jul-2012 17:00:00), 'Earliest Decrease Start Date*' (01-Oct-2012), 'Location*' (a dropdown menu with options ABERDEENOT, BALGRAYOT, and BPRNGEMOUTHPS), and 'View*' (Sold). Below the search form is a table with the following data:

Location	Effective Start Date	Baseline (kWh)	Incremental Obligated(kWh)	Non Incremental Obligated(kWh)
BALGRAYOT	01-Oct-2012	-100,000,000	0	0
BALGRAYOT	01-Oct-2013	-200,000,000	0	0

Buttons for 'Query', 'Clear', and 'Generate Report' are located at the bottom of the table area. The browser's status bar at the bottom left shows the time '16:49:51' and the system tray includes 'My Computer'.

13.3.1 - Capacity by Quantity Holder Report - PDF Format

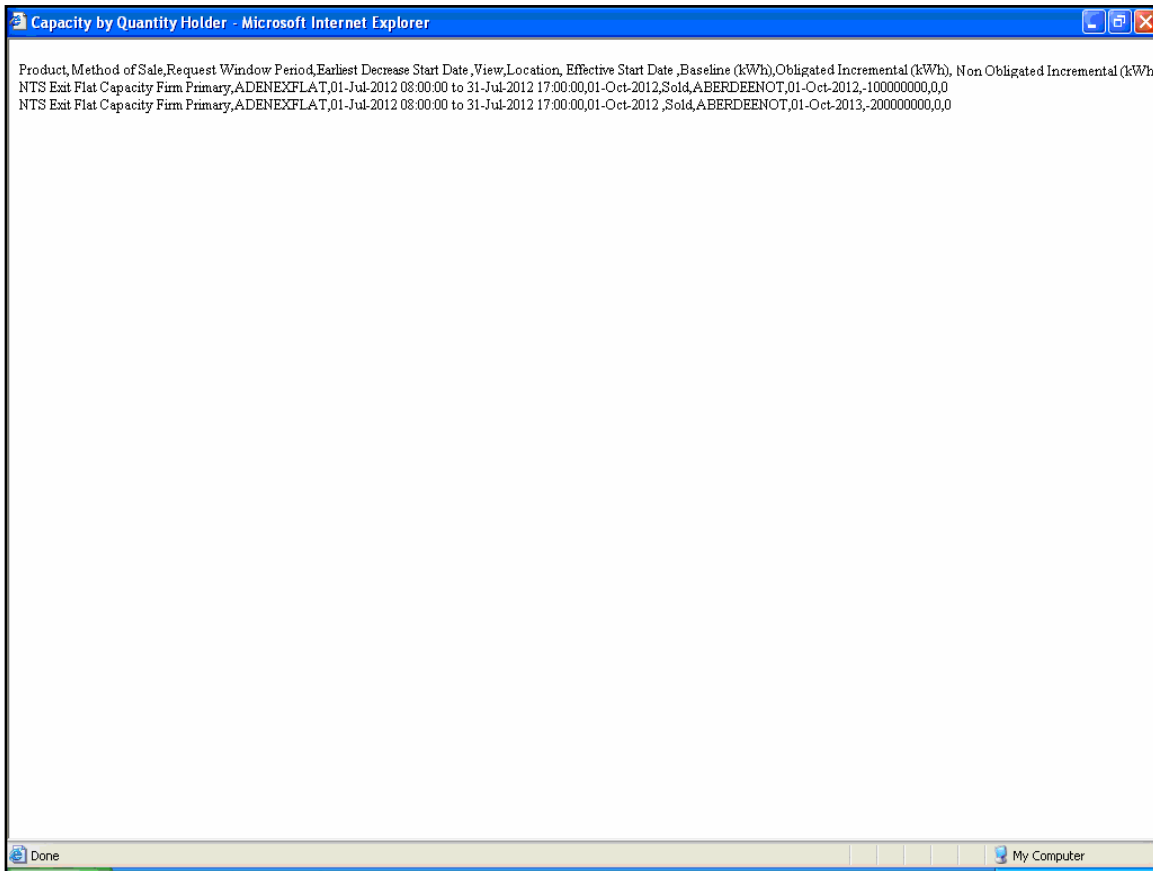


Capacity by Quantity Holder

Product: NTS EXIT FLAT CAPACITY FIRM PRIMARY Method of Sale: ADENEXPLAT Request Window Period: 01-Jul-2012 08:00:00 to 31-Jul-2012 17:00:00
Earliest Decrease Start Date: 01-Oct-2012 View: Sold

Location	Effective Start Date	Baseline (kWh)	Obligated Incremental(kWh)	Non Obligated Incremental(kWh)
ABERDEENOT	01-Oct-2012	-100,000,000	0	0
ABERDEENOT	01-Oct-2013	-200,000,000	0	0

13.3.2 - Capacity by Quantity Holder Report - CSV Format



Increase of Annual NTS Exit Flat Capacity Application

13.4 - Capacity by Quantity Holder Report – View Screen

Capacity by Quantity Holder - Microsoft Internet Explorer

GEMINI Smell Gas ? Call free on 0800 111 999
all calls are recorded and may be monitored

Contract | Product | Trade | Deal | Constraints | Meter Details | Nominations | OCM | Measurements | Allocations | Invoice | IMS

Messages - 0 | User Name: IONT1301 | BA: TRA | User Role: IGMS013

GEMINI Environment: Prototype You are here : Product > Publish Reports > Capacity by Quantity Holder Product

Capacity by Quantity Holder

Product*: NTS EXIT FLAT CAPACITY FIRM PRIMARY Method of Sale*: ANEXFLAT Transaction Period*: 01-Oct-2012 to 30-Sep-2013

Request Window Period*: 01-Jul-2012 08:00:00 to 31-Jul-2012 17:00:00 Sub Transaction Period*: 01-Oct-2012 to 30-Sep-2013 Location*: ABERDEENOT, BALGRAYOT, BPRNGEMOUTHPS

View*: Sold

Query Clear

Location	Sub Transaction Period	Baseline (kWh)	Obligated Incremental (kWh)	Non Obligated Incremental (kWh)
ABERDEENOT	01-Oct-2012 to 30-Sep-2013	40,000,000	0	0
BALGRAYOT	01-Oct-2012 to 30-Sep-2013	100,000,000	40,000,000	0
BPRNGEMOUTHPS	01-Oct-2012 to 30-Sep-2013	100,000,000	100,000,000	0

Generate Report

17:44:32 My Computer

13.4.1 - Capacity by Quantity Holder Report - PDF Format

Capacity by Quantity Holder - Microsoft Internet Explorer

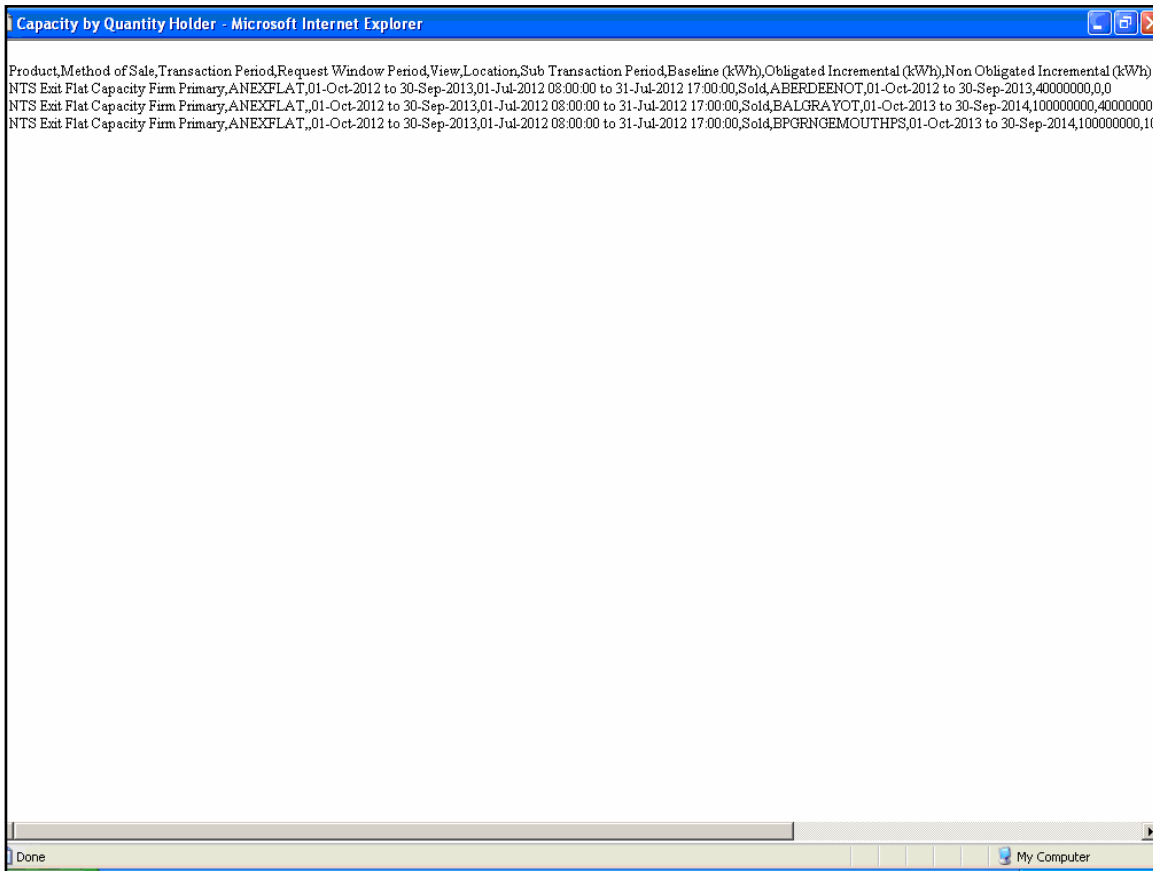
Capacity by Quantity Holder

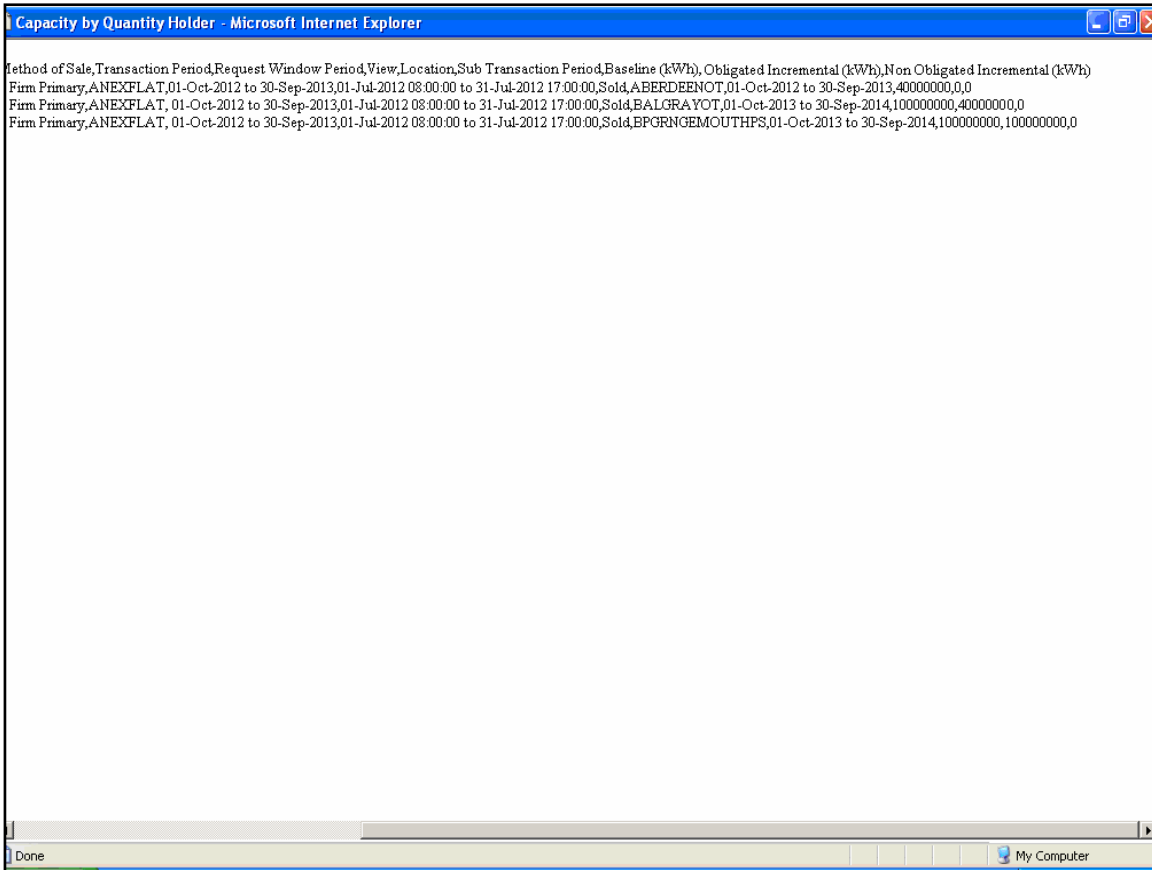
Product: NTS EXIT FLAT CAPACITY FIRM PRIMARY
 Method of Sale: ANEXFLAT
 Transaction Period: 01-Oct-2012 to 30-Sep-2013
Request Window Period: 01-Jul-2012 08:00:00 to 31-Jul-2012 17:00:00
 View: Sold

Location	Sub Transaction Period	Baseline(kWh)	Obligated Incremental(kWh)	Non Obligated Incremental(kWh)
ABERDEENOT	01-Oct-2012 to 30-Sep-2013	40,000,000	0	0
BALGRAYOT	01-Oct-2012 to 30-Sep-2013	100,000,000	40,000,000	0
BPRNGEMOUTHPS	01-Oct-2012 to 30-Sep-2013	100,000,000	100,000,000	0

Done My Computer

13.4.2 - Capacity by Quantity Holder Report - CSV Format





14. Outstanding User Commitment Amount Report

This report displays the details of the Outstanding User Commitment Amount for each Business Associate for a particular Location.

The User Commitment will be applicable only for all Enduring (Increase and Decrease) NTS Exit Flat Capacity Applications.

This screen is accessible to External Users (Shippers, Overrun Users and DNO Users) and National Grid users.

The following sub-functionality would be provided in this screen:

- i. View CSV/PDF Reports of the queried details
- ii. View Latest Enduring Increase/Decrease Details

The screen shots are provided below;

14.1 - User Commitment Report - View

User Commitment Report - Microsoft Internet Explorer

GEMINI Smell Gas ? Call free on 0800 111 999
all calls are recorded and may be monitored

Contract | Product | Trade | Deal | Constraints | Meter Details | Nominations | OCM | Measurements | Allocations | Invoice | IMS

Messages - 0 | User Name: IONT1301 | BA: TRA | User Role: IGMS013

GEMINI Environment: Prototype You are here : Deal Management > User Commitment Report Deal Management

User Commitment Report

BA Code*: XXXX BA Abbr. Name*: XXXX BA Name*: XXXX
 Location*: ABERDEENOT Viewed On: 15-Dec-2012

Query Clear

Location	Gas Month	Indicative Price (p/kWh)	Commitment Amount (£)	Actual Price (p/kWh)	Scheduled Recovery Amount (£)	Invoiced (Y/N)	Action
ABERDEENOT	Oct-2012	0.0001	3,100.00	0.0001	3,100.00	Y	V
ABERDEENOT	Nov-2012	0.0001	3,000.00	0.0001	3,000.00	Y	V
ABERDEENOT	Dec-2012	0.0001	3,100.00	0.0001	3,100.00	N	V
ABERDEENOT	Jan-2013	0.0001	3,100.00	0.0002	6,200.00	N	V
ABERDEENOT	Feb-2013	0.0001	2,800.00	0.0002	5,600.00	N	V
ABERDEENOT	Mar-2013	0.0001	3,100.00	0.0002	6,200.00	N	V
Total:			47,100.00	85,000.00			
Total Actual Outstanding Amount (£):			41,000.00				

Generate Report

15:49:36 My Computer

14.1.1 - User Commitment Report – PDF Format

User Commitment Report - Microsoft Internet Explorer

User Commitment Report

BA Code: XXXX BA Abbr.Name: XXXX BA Name: XXXX
 Location: ABERDEENOT Viewed On: 15-Dec-2012

Location	Gas Month	Indicative Price (p/kWh)	Commitment Amount (£)	Actual Price (p/kWh)	Scheduled Recovery Amount (£)	Invoiced (Y/N)
ABERDEENOT	Oct-2012	0.0001	3,100.00	0.0001	3,100.00	Y
ABERDEENOT	Nov-2012	0.0001	3,000.00	0.0001	3,000.00	Y
ABERDEENOT	Dec-2012	0.0001	3,100.00	0.0001	3,100.00	N
ABERDEENOT	Jan-2013	0.0001	3,100.00	0.0002	6,200.00	N
ABERDEENOT	Feb-2013	0.0001	2,800.00	0.0002	5,600.00	N
ABERDEENOT	Mar-2013	0.0001	3,100.00	0.0002	6,200.00	N
ABERDEENOT	Apr-2013	0.0001	3,000.00	0.0002	6,000.00	N
ABERDEENOT	May-2013	0.0001	1,550.00	0.0002	3,100.00	N
ABERDEENOT	Jun-2013	0.0001	1,500.00	0.0002	3,000.00	N
ABERDEENOT	Jul-2013	0.0001	1,550.00	0.0002	3,100.00	N
ABERDEENOT	Aug-2013	0.0001	1,550.00	0.0002	3,100.00	N
ABERDEENOT	Sep-2013	0.0001	1,500.00	0.0002	3,000.00	N
ABERDEENOT	Oct-2013	0.0001	1,550.00	0.0002	3,100.00	N
ABERDEENOT	Nov-2013	0.0001	1,500.00	0.0002	3,000.00	N
ABERDEENOT	Dec-2013	0.0001	1,550.00	0.0002	3,100.00	N
ABERDEENOT	Jan-2014	0.0001	1,550.00	0.0002	3,100.00	N
ABERDEENOT	Feb-2014	0.0001	1,400.00	0.0002	2,800.00	N
ABERDEENOT	Mar-2014	0.0001	1,550.00	0.0002	3,100.00	N
ABERDEENOT	Apr-2014	0.0001	1,500.00	0.0002	3,000.00	N
ABERDEENOT	May-2014	0.0001	1,550.00	0.0002	3,100.00	N
ABERDEENOT	Jun-2014	0.0001	1,500.00	0.0002	3,000.00	N
ABERDEENOT	Jul-2014	0.0001	1,550.00	0.0002	3,100.00	N
ABERDEENOT	Aug-2014	0.0001	1,550.00	0.0002	3,100.00	N
ABERDEENOT	Sep-2014	0.0001	1,500.00	0.0002	3,000.00	N
Total:			47,100.00		85,000.00	
Total Actual Outstanding Amount (£):						41,000.00

Done Local intranet

14.1.2 - User Commitment Report – CSV Format

The screenshot shows a web browser window with the title "User Commitment Report - Microsoft Internet Explorer". The main content area displays a CSV table with the following header and data rows:

Business Associate	Location	Viewed On	Location	Gas Month	Indicative Price(p/kWh)	Commitment Amount(£)	Actual Price(p/kWh)	Scheduled Recovery Amount(£)	Invoiced (Y/N)
XXX,ABERDEENOT	15-Dec-12	ABERDEENOT	Oct-2012	0.0001	3100.00	0.0001	3100.00	Y	
XXX,ABERDEENOT	15-Dec-12	ABERDEENOT	Nov-2012	0.0001	3000.00	0.0001	3000.00	Y	
XXX,ABERDEENOT	15-Dec-12	ABERDEENOT	Dec-2012	0.0001	3100.00	0.0001	3100.00	N	
XXX,ABERDEENOT	15-Dec-12	ABERDEENOT	Jan-2013	0.0001	3100.00	0.0002	6200.00	N	
XXX,ABERDEENOT	15-Dec-12	ABERDEENOT	Feb-2013	0.0001	2800.00	0.0002	5600.00	N	
XXX,ABERDEENOT	15-Dec-12	ABERDEENOT	Mar-2013	0.0001	3100.00	0.0002	6200.00	N	
XXX,ABERDEENOT	15-Dec-12	ABERDEENOT	Apr-2013	0.0001	3000.00	0.0002	6000.00	N	
XXX,ABERDEENOT	15-Dec-12	ABERDEENOT	May-2013	0.0001	1550.00	0.0002	3100.00	N	
XXX,ABERDEENOT	15-Dec-12	ABERDEENOT	Jun-2013	0.0001	1500.00	0.0002	3000.00	N	
XXX,ABERDEENOT	15-Dec-12	ABERDEENOT	Jul-2013	0.0001	1550.00	0.0002	3100.00	N	
XXX,ABERDEENOT	15-Dec-12	ABERDEENOT	Aug-2013	0.0001	1550.00	0.0002	3100.00	N	
XXX,ABERDEENOT	15-Dec-12	ABERDEENOT	Sep-2013	0.0001	1500.00	0.0002	3000.00	N	
XXX,ABERDEENOT	15-Dec-12	ABERDEENOT	Oct-2013	0.0001	1550.00	0.0002	3100.00	N	
XXX,ABERDEENOT	15-Dec-12	ABERDEENOT	Nov-2013	0.0001	1500.00	0.0002	3000.00	N	
XXX,ABERDEENOT	15-Dec-12	ABERDEENOT	Dec-2013	0.0001	1550.00	0.0002	3100.00	N	
XXX,ABERDEENOT	15-Dec-12	ABERDEENOT	Jan-2014	0.0001	1550.00	0.0002	3100.00	N	
XXX,ABERDEENOT	15-Dec-12	ABERDEENOT	Feb-2014	0.0001	1400.00	0.0002	2800.00	N	
XXX,ABERDEENOT	15-Dec-12	ABERDEENOT	Mar-2014	0.0001	1550.00	0.0002	3100.00	N	
XXX,ABERDEENOT	15-Dec-12	ABERDEENOT	Apr-2014	0.0001	1500.00	0.0002	3000.00	N	
XXX,ABERDEENOT	15-Dec-12	ABERDEENOT	May-2014	0.0001	1550.00	0.0002	3100.00	N	
XXX,ABERDEENOT	15-Dec-12	ABERDEENOT	Jun-2014	0.0001	1500.00	0.0002	3000.00	N	
XXX,ABERDEENOT	15-Dec-12	ABERDEENOT	Jul-2014	0.0001	1550.00	0.0002	3100.00	N	
XXX,ABERDEENOT	15-Dec-12	ABERDEENOT	Aug-2014	0.0001	1550.00	0.0002	3100.00	N	
XXX,ABERDEENOT	15-Dec-12	ABERDEENOT	Sep-2014	0.0001	1500.00	0.0002	3000.00	N	

14.2 - User Commitment Report – View Latest Enduring Increase/Decrease Details

This screen can be accessed by selecting the 'V' icon in the 'User Commitment Report-View' screen (Ref 16.1).

The screenshot displays the 'User Commitment Report - View' screen. At the top, there is a navigation menu with options: Contract, Product, Trade, Deal, Constraints, Meter Details, Nominations, OCM, Measurements, Allocations, and Invoice. Below the menu, the user's name is IONT1301 and the role is IGMS013. The page title is 'GEMINI' and the environment is 'Prototype'. The breadcrumb trail indicates the user is in 'Deal Management > User Commitment Report > View'.

The main content area is titled 'User Commitment Report View' and contains the following information:

- Business Associate: XXXX
- BA Abbr.Name: XXXX
- BA Name: XXXX
- Location: ABERDEENOT
- Gas Month: May-2013
- Viewed On: 15-Dec-2012

There are two tables displayed:

Latest Enduring Increase					
Method of Sale	Effective Increase Start Date	Indicative Price (p./kWh)	Actual Price (p./kWh)	Enduring Quantity (kWh)	
AIENEXFLAT	01-Apr-2013	0.0001	0.0002	100,000,000	

Latest Enduring Decrease		
Method of Sale	Effective Increase Start Date	Enduring Quantity (kWh)
ADENEXFLAT	01-Apr-2013	100,000,000

A 'Close' button is located at the bottom right of the table area.