



respect > commitment > teamwork


# Faulty Asset Equipment End to End Process Walkthrough

24<sup>th</sup> October

An information only call out.

Denotes a change in the process.

A BRD reference.



File Changes – No change



File Changes - Minor



File Changes - Medium



File Changes – Major



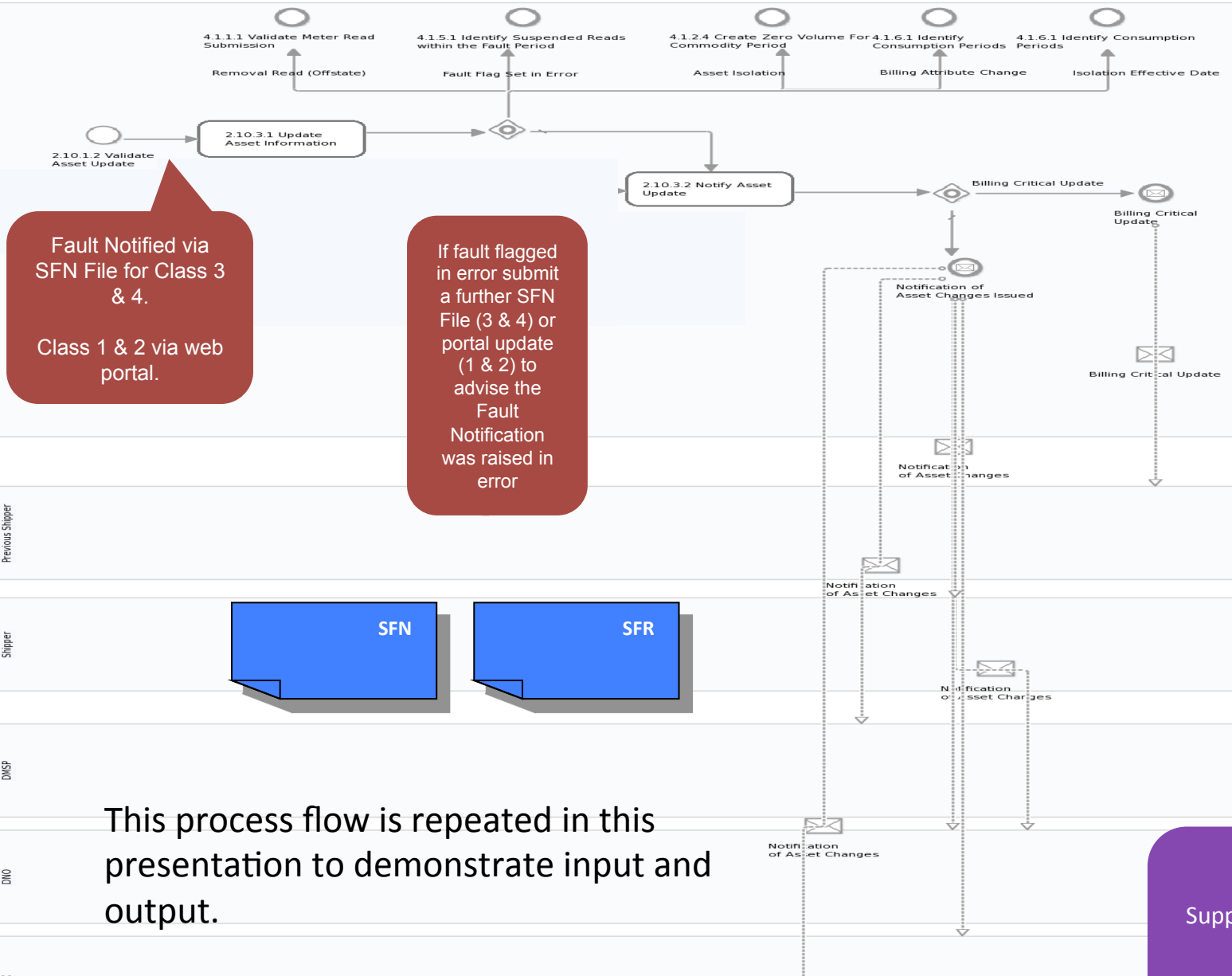
File Changes - New

**xserve**



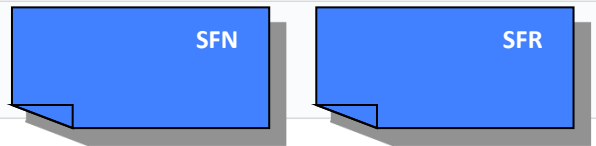
respect > commitment > teamwork

# Apply Asset Fault Status (Input)



Fault Notified via SFN File for Class 3 & 4.  
Class 1 & 2 via web portal.

If fault flagged in error submit a further SFN File (3 & 4) or portal update (1 & 2) to advise the Fault Notification was raised in error



This process flow is repeated in this presentation to demonstrate input and output.

Supply Point Register BRD  
Ref: 8.8



File Changes – No change

File Changes - Minor

File Changes - Medium

File Changes – Major

File Changes - New

If the fault has been applied in error the 'suspended' status is removed.

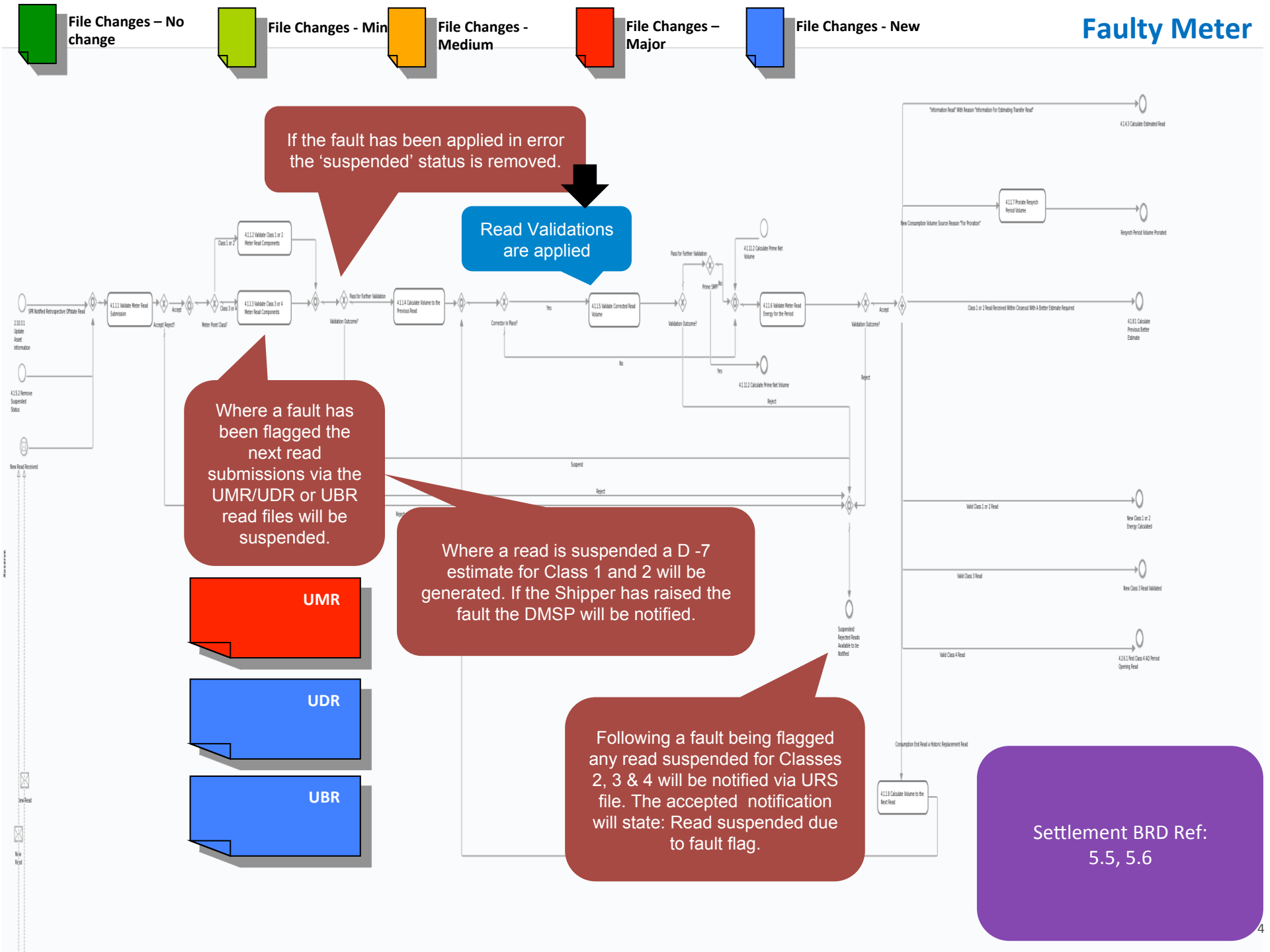
Read Validations are applied

Where a fault has been flagged the next read submissions via the UMR/UDR or UBR read files will be suspended.

Where a read is suspended a D -7 estimate for Class 1 and 2 will be generated. If the Shipper has raised the fault the DMSP will be notified.

Following a fault being flagged any read suspended for Classes 2, 3 & 4 will be notified via URS file. The accepted notification will state: Read suspended due to fault flag.

Settlement BRD Ref:  
5.5, 5.6



UMR

UDR

UBR

# Apply Asset Fault Status (Output)

Where a Meter Exchange has been updated the meter will be considered to be faulty. To receive a consumption adjustment an RFA contact should be raised via CMS for fault period between two reads.

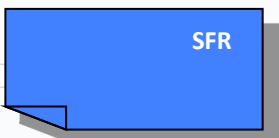
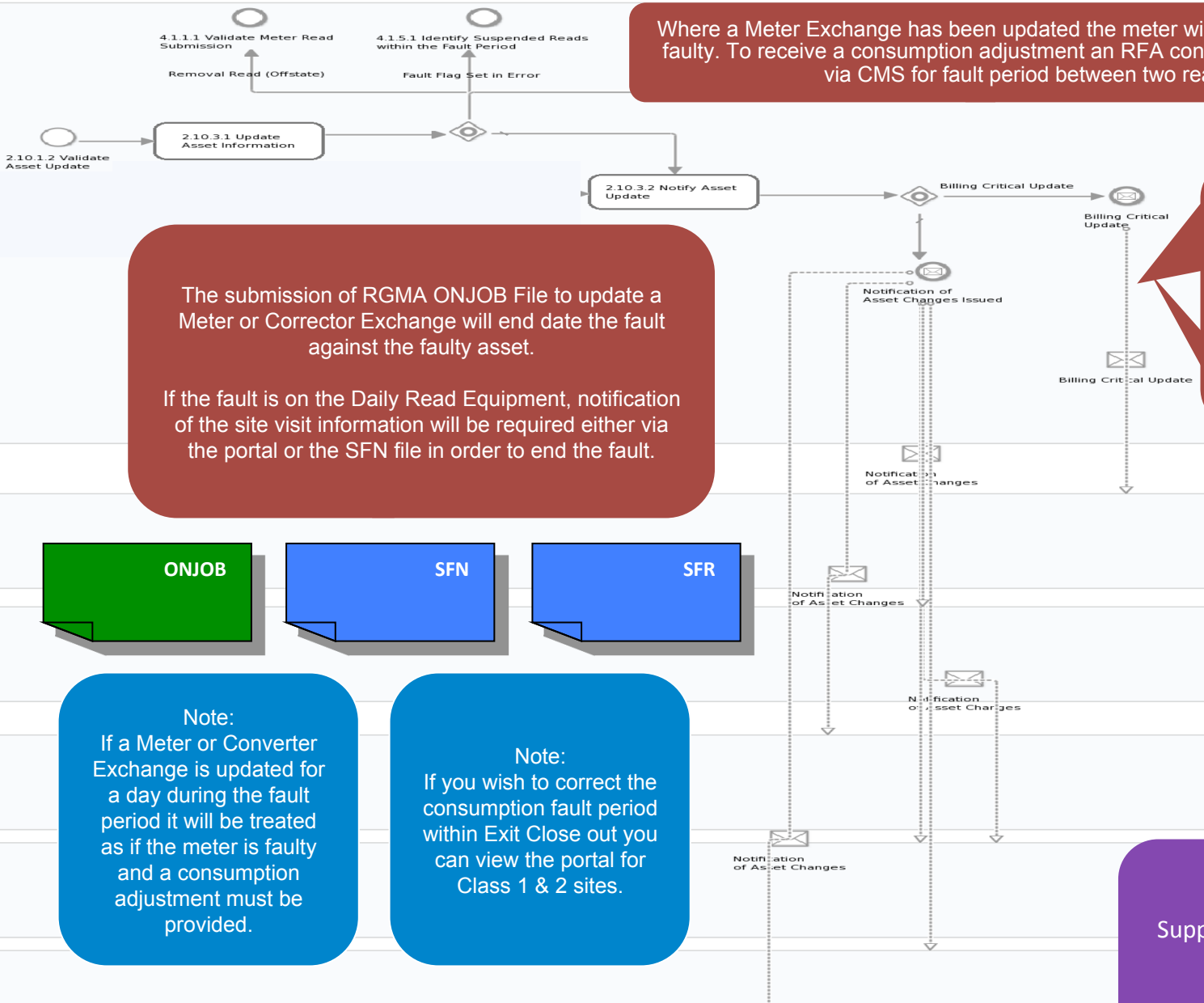
The submission of RGMA ONJOB File to update a Meter or Corrector Exchange will end date the fault against the faulty asset.

If the fault is on the Daily Read Equipment, notification of the site visit information will be required either via the portal or the SFN file in order to end the fault.

Where a Corrector Exchange has been updated the meter readings and previous check read will be used to automatically reconcile the fault period.


Where Daily Read Equipment is installed automatic reconciliation will go back to the previous check read using convertor reads or meter reads.

Supply Point Register BRD  
Ref:  
8.8



Note:  
If a Meter or Converter Exchange is updated for a day during the fault period it will be treated as if the meter is faulty and a consumption adjustment must be provided.

Note:  
If you wish to correct the consumption fault period within Exit Close out you can view the portal for Class 1 & 2 sites.




File Changes – No change



File Changes - Min



File Changes - Medium



File Changes – Major



File Changes - New