



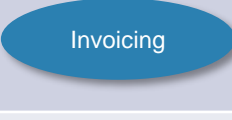
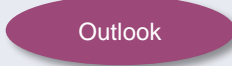


Energy Balancing Credit Committee Scorecard – April 2024

Subject Areas	Areas to cover	Monthly RAG
	<ul style="list-style-type: none"> Actual percentage of Cash Collected by Payment Due Date Actual percentage of Cash Collected by Payment Due Date+2 Target - Average percentage of 98% at Payment Due Date over rolling 12-month period. Target – 100% collected at Payment Due Date +2 	<ul style="list-style-type: none"> 100% collected by Payment Due Date. 100% collected by Payment Due Date +2. 99.41% average at PDD over rolling 12-month period.
	<ul style="list-style-type: none"> Security Renewals completed within month Further Security Requests Cash Calls Alerts Credit Agency Update 	<ul style="list-style-type: none"> 100% April securities renewed without issue. 6 Cash Calls issued this reporting month. No bank downgrades or credit agency alerts requiring action.
	<ul style="list-style-type: none"> Terminated Users Debt Administrator Updates 	<ul style="list-style-type: none"> Debt being pursued through practitioner for 14 failed users totaling £82,212,041.54. Further dividend received for £12,694.55. Total of dividend payments received to date total £2,227,632.53. Debt smeared to community via Energy Balancing Invoicing. Net value of £539,506.64 smeared to industry in April 2024.
	<ul style="list-style-type: none"> Escalations to Committee 	<ul style="list-style-type: none"> No escalations to the committee for the month of April.
	<ul style="list-style-type: none"> Invoicing Issues Late Paid Interest 	<ul style="list-style-type: none"> Late payment charges accrued in April net total £70.43 which will be invoiced in December 2024 via Energy Balancing. No invoicing issues reported.
	<ul style="list-style-type: none"> Focus Areas for next quarter Modifications 	<ul style="list-style-type: none"> Continuing to monitor financial institutions providing security and individual organisations through credit agencies. Team focus remains on early engagement with customers to identify any issues.

Financial Institutions Headroom

Bank	Aggregate Limit	Available Head room %	Available Head Room £
Societe Generale	£35,000,000	0.00%	£0.00
SMBC Bank International plc	£35,000,000	0.00%	£0.00
Credit Agricole Corporate and Investment Bank	£75,000,000	4.21%	£3,160,000.00
MUFG Bank, Ltd.	£35,000,000	10.29%	£3,600,000.00
ING Bank N.V.	£75,000,000	16.12%	£12,088,000.00
Mizuho Bank, Ltd.	£35,000,000	31.71%	£11,100,000.00
Standard Chartered Bank	£75,000,000	33.08%	£24,810,000.00
DNB Bank ASA	£75,000,000	37.16%	£27,870,000.00
Santander UK plc	£35,000,000	46.71%	£16,350,000.00
DBS Bank Ltd.	£75,000,000	47.73%	£35,800,000.00
BNP Paribas	£75,000,000	49.05%	£36,790,000.00
Skandinaviska Enskilda Banken AB	£75,000,000	51.33%	£38,500,000.00
HSBC Bank plc	£75,000,000	61.31%	£45,980,000.00
Lloyds Bank Corporate Markets plc	£75,000,000	73.60%	£55,200,000.00
Landesbank Hessen-Thueringen Girozentrale	£100,000,000	80.00%	£79,999,000.00
Nordea Bank Abp	£75,000,000	85.32%	£63,990,000.00
Barclays Bank PLC	£75,000,000	91.69%	£68,770,000.00
Svenska Handelsbanken AB	£75,000,000	91.99%	£68,990,000.00
JPMorgan Chase Bank, N.A.	£75,000,000	92.00%	£69,000,000.00
DZ BANK AG	£75,000,000	92.13%	£69,095,000.00
Credit Industriel et Commercial	£75,000,000	93.33%	£70,000,000.00
HSBC UK Bank plc	£75,000,000	93.33%	£70,000,000.00
Citibank, N.A.	£75,000,000	94.87%	£71,150,000.00
Lloyds Bank plc	£75,000,000	98.67%	£74,000,000.00
Danske Bank A/S	£35,000,000	99.56%	£34,845,000.00
Close Brothers Limited	£75,000,000	100.00%	£75,000,000.00
Landesbank Baden-Wuerttemberg	£100,000,000	100.00%	£100,000,000.00
NATIXIS S.A.	£35,000,000	100.00%	£35,000,000.00
Rabobank	£75,000,000	100.00%	£75,000,000.00
Royal Bank of Canada	£75,000,000	100.00%	£75,000,000.00

As at 02/05/2024