

CSEPs Reconciliation Stats

xserve



respect > commitment > teamwork

CSEPs Reconciliation Updates

- **End of May 2014:**
- **4467 live LMNs**
 - **2567 (57.47%) with some reconciliation activities**
 - **1900 (42.53%) without any reconciliation activities**
- **5681 closed LMNs**
 - **4093 (72.05%) with some reconciliation activities**
 - **1588 (27.95%) without any reconciliation activities**
- **A total of 3488 (34.37%) LMNs without reconciliation activities**
- **A total of 6660 (65.63%) LMNs with some reconciliation activities**

Xserve



respect > commitment > teamwork

CSEPs Reconciliation Updates

IGT Breakdown of LMNs

LIVE LMNs

IGT	Count of LMN	Rec Activity	No Rec Activity
A	221	117	104
B	991	560	431
C	14	3	11
D	1536	1153	383
E	52	35	17
F	619	121	498
G	570	341	229
H	4	4	0
J	79	5	74
M	381	228	153
Total	4467	2567	1900

CLOSED LMNs

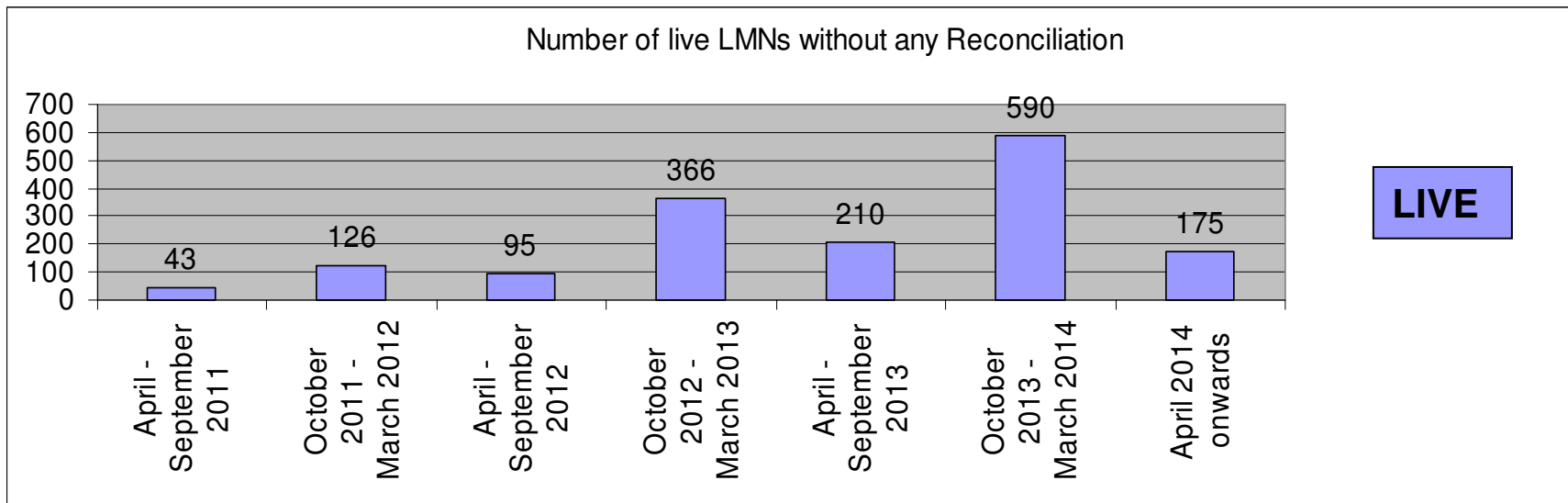
IGT	Count of LMN	Rec Activity	No Rec Activity
A	1192	1113	79
B	820	432	388
C	14	7	7
D	1028	752	276
E	120	110	10
F	1236	598	638
G	559	454	105
H	2	2	0
J	16	11	5
M	694	614	80
Total	5681	4093	1588

xserve



respect > commitment > teamwork

CSEPs Reconciliation Updates



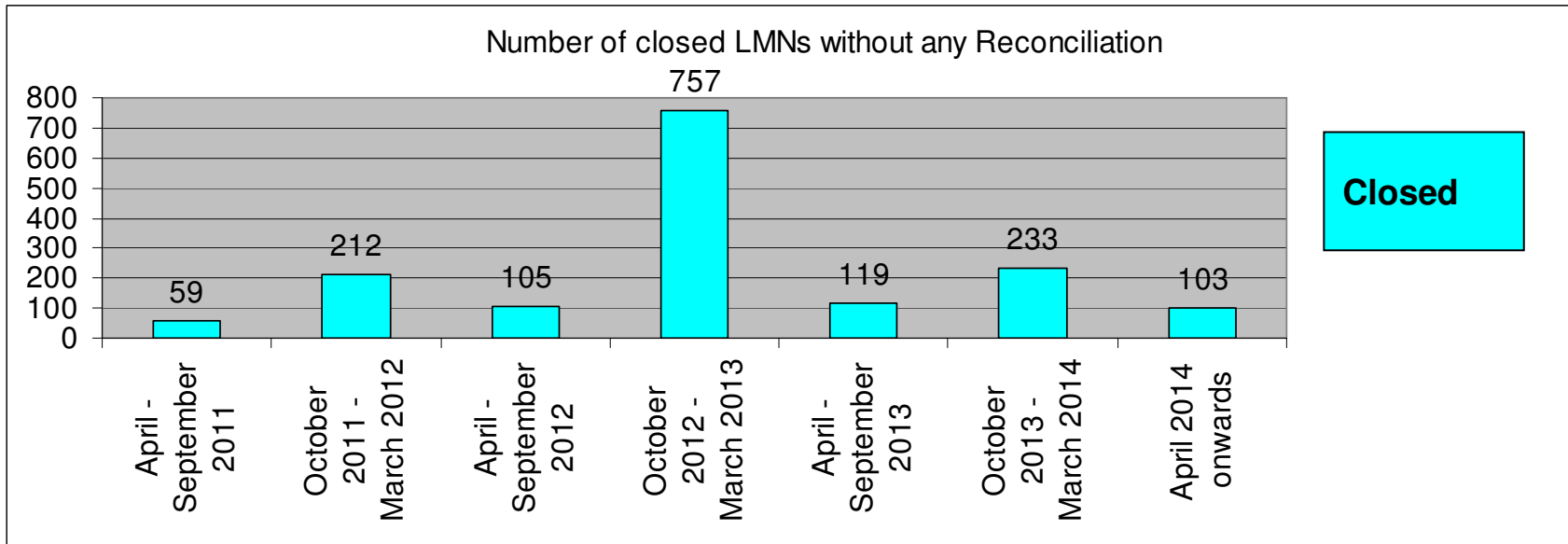
Breakdown of when LMNs went live in 6 month periods but are yet to receive any reconciliation

Xserve



respect > commitment > teamwork

CSEPs Reconciliation Updates



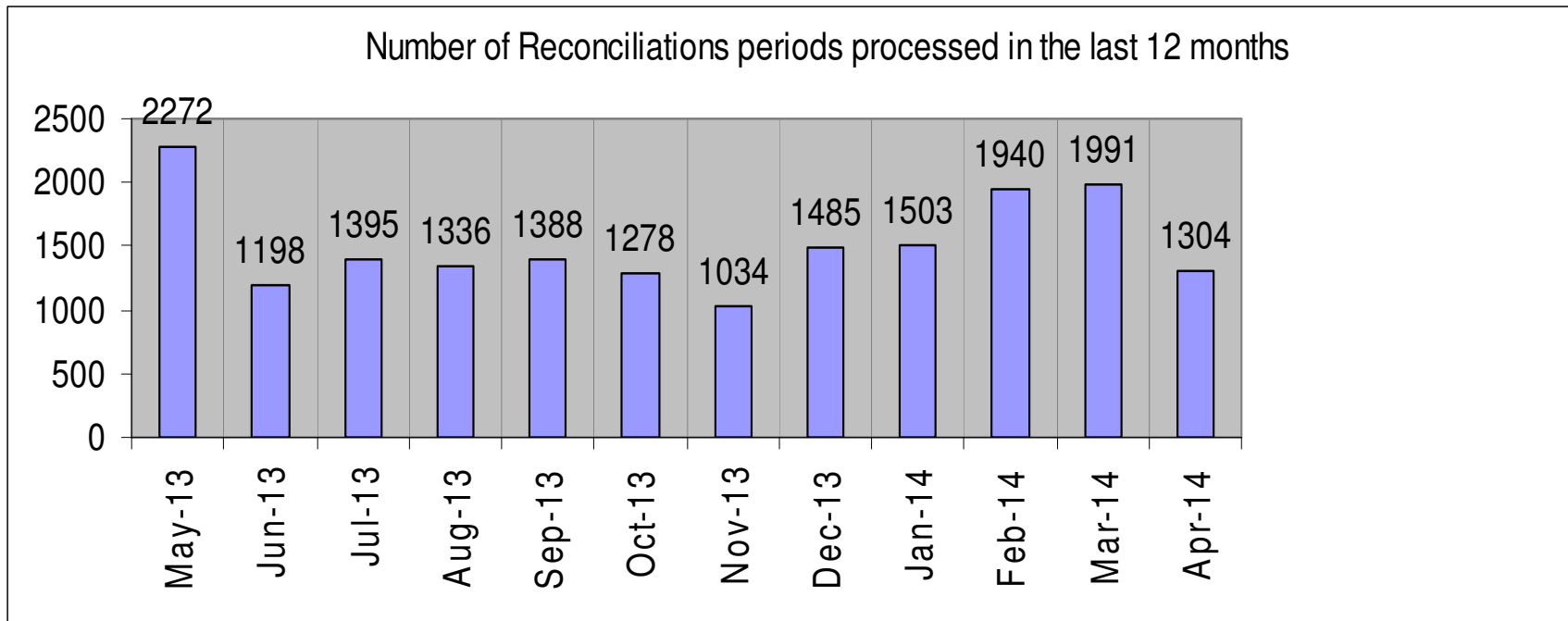
Breakdown of when LMNs closed in 6 month periods but are yet to receive any reconciliation

Xserve



respect > commitment > teamwork

CSEPs Reconciliation Updates



Total reconciliation periods processed 19,085

Xserve



respect > commitment > teamwork

CSEPs Reconciliation Updates

Shipper Breakdown of processed reconciliations

SSC	May-13	Jun-13	Jul-13	Aug-13	Sep-13	Oct-13	Nov-13	Dec-13	Jan-14	Feb-14	Mar-14	Apr-14	Total
A	16	2	9	13	11	4	14	8	8	11	5	9	110
B	74	13	35	23	12	21	13	8	33	35	28	28	323
C	20	9	8	19	10	0	0	1	8	30	33	0	138
D	133	17	13	19	17	7	11	6	11	17	16	16	283
E	61	13	11	14	8	2	13	9	9	18	52	9	219
F	442	113	117	93	134	160	70	127	134	250	209	22	1871
G	368	245	397	274	244	257	14	308	398	404	312	366	3587
H	2	0	0	0	0	0	0	0	0	0	0	0	2
I	366	327	318	361	376	358	326	350	409	386	458	272	4307
J	13	4	0	2	4	2	1	1	5	2	4	5	43
K	12	8	15	15	13	11	18	9	11	14	18	10	154
L	0	0	0	0	0	0	0	0	0	4	0	1	5
M	94	76	83	92	106	89	98	59	1	50	84	83	915
N	11	3	4	0	1	7	2	1	2	3	2	1	37
P	5	3	4	4	3	3	3	3	3	4	3	0	38
Q	207	124	155	163	139	113	194	160	214	272	244	138	2123
R	15	0	2	9	15	13	8	8	7	18	6	0	101
S	128	29	45	29	42	29	25	23	21	32	41	26	470
T	123	106	63	64	102	72	62	222	119	205	344	139	1621
V	1	1	1	0	0	0	1	0	0	1	0	0	5
W	36	28	38	39	48	39	50	63	28	43	17	38	467
Y	15	1	0	1	0	0	1	0	1	19	15	11	64
Z	0	0	0	0	0	0	0	0	0	1	0	0	1
AA	68	64	70	85	87	83	96	109	71	99	66	77	975
AB	1	0	0	0	0	0	0	0	0	0	0	0	1
AD	17	10	7	14	12	8	12	9	9	12	18	15	143
AF	44	2	0	3	4	0	2	1	1	10	16	38	121
Totals	2272	1198	1395	1336	1388	1278	1034	1485	1503	1940	1991	1304	18124

Last 12 months Total Shipper Processed
Reconciliation 18,124

