

# *Project Nexus*

## **Market Trials Level 2 Exit Assessment (Final)**

Portal responses as at 9 December 2015 and  
presented to the 18 December 2015 PNSG  
meeting

# ***Contents***

***1. Executive Summary***

***2. Market Readiness Update***

This document has been prepared only for Ofgem and solely for the purpose and on the terms agreed with Ofgem in our statement of work and under the framework agreement dated **26<sup>th</sup> August 2015**. We accept no liability (including for negligence) to anyone else in connection with our work or this document.

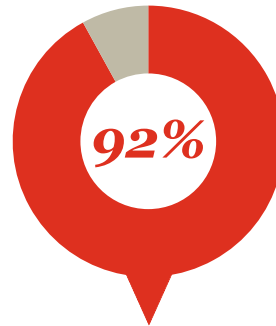
© 2015 PricewaterhouseCoopers LLP. All rights reserved. In this document, "PwC" refers to the UK member firm, and may sometimes refer to the PwC network. Each member firm is a separate legal entity. Please see [www.pwc.com/structure](http://www.pwc.com/structure) for further details.

## 1. Executive Summary

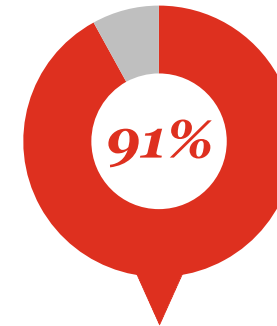
**Summary L2 exit criteria performance** – based on data received on the PwC Nexus Portal by 9<sup>th</sup> December 2015:



**Market AQ coverage** of L2 exit assessment



**Green** (67%) or **amber** (25%) on C1 (market critical) file testing criteria



**Green** (72%) or **amber** (19%) on C2 (organisation critical) file testing

- Generally **strong evidence provided by participants** via our portal or inspected during PwC site visits;
- Last minute activity ongoing to retest **small numbers of defects** – largely dependent on Xoserve fixes;
- 4 participants are 'red' rated as they have not met the exit criteria (5% market AQ, <1% supply points); and
- These red rated organisations do not currently represent a risk to the market adoption of Nexus individually or in aggregate. However, further monitoring is required to ensure that planned actions are delivered ahead of L3/L4 trials.

**The PNSG is asked to approve the exit from L2 market trials** as there is sufficient market coverage of successful C1 and C2 file testing across the market.

## 2. Respondent Overview – 98% market coverage achieved

Since the last PNSG on the 7<sup>th</sup> December, we have:

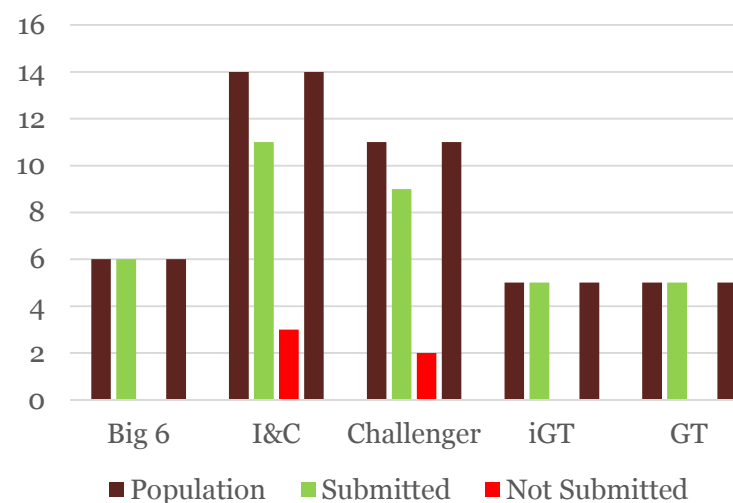
- Contacted organisations who have not provided a submission to determine their status and intention to make a self assessment on 9 December 2015 (Complete); and
- Undertaken site visits at selected organisations (In progress – we will provide a verbal update to the PNSG).

We contacted 41\* organisations through the Project Nexus portal, representing **99% total market AQ and 98% of supply points.**\*\*

Of the 41 organisations contacted:

- We have received **no submission or contact from 4 organisations** (30 November 2015 – 12 participants), representing <1% of overall market AQ;
- **36 organisations** have made a self-assessment submission, representing through the portal or through direct contact. They represent **98% of supply points** and **98% of AQ** (30 November 2015 – 29 organisations representing 93% of supply points and 94% of AQ);
- **5 of the 38 organisations** that have self-assessed have not yet submitted any evidence to fully support their self-assessment (<1% AQ) (30 November 2015 – 7 organisations representing 11% of AQ); and
- **All 5 iGTs** have submitted self-assessments (30 November 2015 – 2 participants).
- In total, we have received submissions from **36** organisations, which mirrors the number of L2 participants measured by Xoserve.

Graph 1 – Portal submissions by ‘constituency’



	Number of organisations	% Supply Points*	% Annual Quantity*
Responded	36	98%	97%
No data provided	5	<1%	<1%

## 2. Entry Criteria 2.1.1 & 2.1.2

**Criteria definition:** Completion of C1 File testing and number of outstanding ‘critical’ and ‘high’ priority defects.

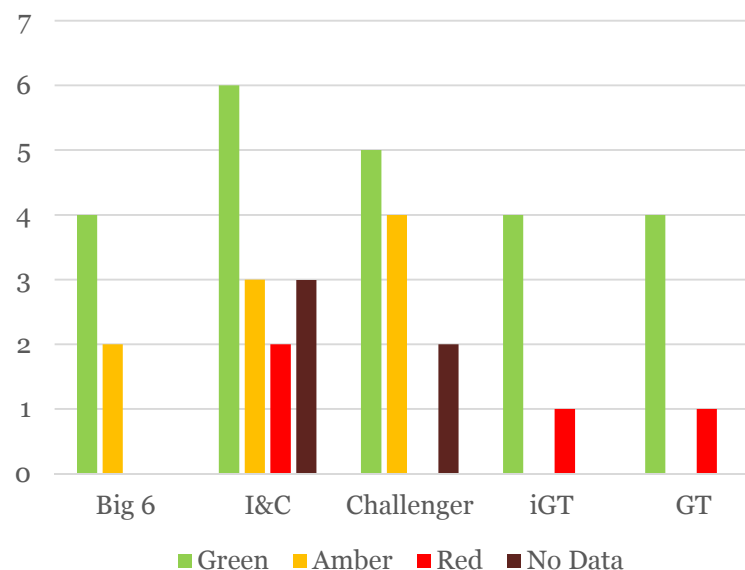
### PwC follow-up (in progress):

Follow-up calls/ site visits with participants in ‘amber’ or ‘red’ status.

We independently assessed the submissions made by the 36 organisations. Based on our independent interpretation of the self-assessment and the evidence provided, we have made the following categorisations:

- **23 participants (67% of market AQ and 69% of supply points)** are at a ‘green’ status for these criteria (30 November 2015 – 16 participants, 31% AQ and 30% SPs). These submissions have been supported by appropriate evidence. These organisations are complete, or are likely to complete their C1 file testing successfully;
- **9 participants (25% of market AQ and 29% of supply points)** are ‘amber’ as they are experiencing some issues in C1 files that may not be resolved prior to the 18<sup>th</sup> December 2015 (30 November 2015 – 9 participants, 34% AQ and 26% SPs). These issues are few in number and are predicted to be resolved quickly.
- ‘Amber’ classification also results if participants **have not provided appropriate evidence to support their self-assessment;** and
- **4 participants (5% of market AQ and <1% of supply points)** are ‘red’ because they are experiencing more significant issues in C1 files, have not yet started or have elected not to take part in Level 2 testing (30 November 2015 – 4 participants (29% AQ and 37% SPs). More information is provided on **Page 7** regarding these participants.

**Graph 2 – L2 exit assessment against “C1 file testing”**



	Green	Amber	Red	No Data
Big 6	4	2	0	0
I&C	6	3	2	3
Challenger	5	4	0	2
iGT	4	0	1	0
GT	4	0	1	0

## 2. Entry Criteria 2.1.3 & 2.1.4

**Criteria definition:** Completion of C2 File testing and number of outstanding ‘critical’ and ‘high’ priority defects.

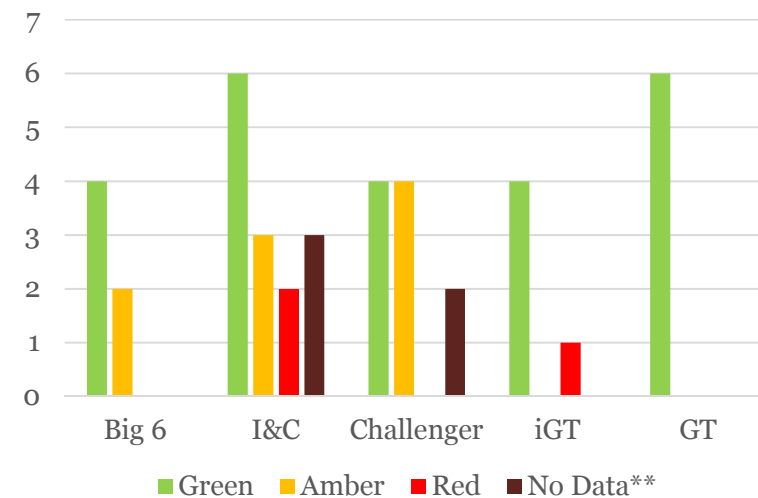
### PwC follow-up (in progress):

Follow-up calls/ site visits with participants in ‘amber’ or ‘red’ status.

We independently assessed the submissions made by the 36 organisations. Based on our independent interpretation of the self-assessment and the evidence provided, we have made the following categorisations:

- **24 participants (72% AQ and 73% SPs)** have a overall ‘green’ status for this set of criteria (30 November 2015 – 5 participants (67% AQ and 78% SPs). These submissions have been supported by appropriate evidence.
- **9 participants (19% AQ and 24% SPs)** are ‘amber’ as they are experiencing some issues in C2 files that may not be resolved prior to the 18<sup>th</sup> December 2015 (30 November 2015 – 11 participants (26% AQ and 15% SPs).
- ‘Amber’ classification also results if participants **have not provided appropriate evidence to support their self-assessment**; and
- **3 participants (5% AQ and <1% of supply points)** are ‘red’ because they are experiencing more significant issues in C2 files, have not yet started or have elected not to take part in Level 2 testing (30 November 2015 – 3 participants (1% AQ).

**Graph 3 – L2 exit assessment against “C2 file testing”**



	Green	Amber	Red	No Data
Big 6	4	2	0	0
I&C	6	3	2	3
Challenger	4	4	0	2
iGT	4	0	1	0
GT	6	0	0	0

## 2. Red Status Participants at L2 exit (5% AQ, <1% supply points)

Participant	Rationale	Actions being taken or proposed	PwC recommendation
<b>Participant A (I&amp;C)</b>	<ul style="list-style-type: none"> <li>• Slower test progress, higher number of defects encountered.</li> <li>• 33 open defects – majority lower severity.</li> <li>• Issues inconsistent with other participants, with high dependency on 3<sup>rd</sup> party supplier.</li> </ul>	<ul style="list-style-type: none"> <li>• Participant retesting of defect fixes up to 18<sup>th</sup> December.</li> <li>• PwC site visit on 17<sup>th</sup> December – verbal update to PNSG.</li> </ul>	<ul style="list-style-type: none"> <li>• <b>Monitor progress and proceed to L3/L4 trials</b>, subject to defect resolution.</li> <li>• If unable to fully exit L2 trials on 18<sup>th</sup> December, complete remaining testing at start of L3/L4 trials.</li> </ul>
<b>Participant B (I&amp;C)</b>	<ul style="list-style-type: none"> <li>• Not taking part in Level 2 Market Trials.</li> <li>• Small number of supply points.</li> <li>• Dependency on 3<sup>rd</sup> party system provider.</li> </ul>	<ul style="list-style-type: none"> <li>• Participant testing of their solution.</li> <li>• PwC to review evidence of appropriate UAT prior to L3/4 Market Trials entry.</li> </ul>	<ul style="list-style-type: none"> <li>• <b>Proceed to L3/L4 trials</b>, subject to evidence of appropriate UAT.</li> </ul>
<b>Participant C (iGT)</b>	<ul style="list-style-type: none"> <li>• Not taking part in Level 2 Market Trials as they are waiting for stability in iGT file formats.</li> <li>• Intention to participate in L3/4 conveyed.</li> </ul>	<ul style="list-style-type: none"> <li>• Participant testing of their solution.</li> <li>• PwC to review evidence of appropriate UAT prior to L3/4 Market Trials entry.</li> </ul>	<ul style="list-style-type: none"> <li>• <b>Proceed to L3/L4 trials</b>, subject to evidence of appropriate UAT.</li> </ul>
<b>Participant D (GT)</b>	<ul style="list-style-type: none"> <li>• Significant connectivity issue prevented testing of C1 and C2 files in early weeks of L2 trials.</li> <li>• Higher number of defects encountered (25 open defects – of which, 1 critical and 4 major severity).</li> <li>• A number of defects are awaiting re-test of the “showstopper” defect.</li> </ul>	<ul style="list-style-type: none"> <li>• Participant retesting of defect fixes up to 18<sup>th</sup> December.</li> <li>• PwC site visit on 15<sup>th</sup> December confirmed recent catch-up, but exit depends on progress made this week.</li> </ul>	<ul style="list-style-type: none"> <li>• <b>Monitor progress and proceed to L3/L4 trials</b>, subject to defect resolution.</li> <li>• If unable to fully exit L2 trials on 18<sup>th</sup> December, complete remaining testing at start of L3/L4 trials.</li> </ul>