



# **WAR Band Analysis**

**Updated 01/05/2018**

**Xoserve Analytics Team**

# Introduction

---

- The following charts illustrate the breakdown of AQ in the different WAR bands in Classes 3 and 4 as at 1<sup>st</sup> March 2018 and 1<sup>st</sup> May 2018
- There is a chart for each EUC band 3-8 showing the percentage of portfolio in each WAR band by shipper short code (anonymised).
- The charts show the top 10 shipper short codes by AQ and the rest of the market as a separate series. Note that Shipper Ariel is included in the “Rest of Market” series in May 18 due to portfolio movements.
- Please contact your customer account manager if you would like to know which of the identifiers refers to your organisation.

# Why the correct WAR Band is important

- Large Supply Points have a Winter Annual Ratio – a calculation of how much gas they consume over the winter period compared with the rest of the year. Band 1 is least weather sensitive, and Band 4 the most.
- The winter consumption ratio governs the site's WAR band. Each EUC band 3-8 has 4 WAR bands and a Bucket. The WAR Band determines how much effect the weather has on a given site's daily allocation.
- If a site is in the Bucket then allocation uses a default weather sensitivity profile based on the EUC AQ thresholds. This means that LSPs without a WAR band could be over or under allocated on a given gas day, the impacts on allocation being most noticeable during summer and winter.
- Inappropriate allocation will result in a contribution of negative UIG (where a site is over-allocated) or positive UIG (where it is under allocated).

# Summary of Analysis

---

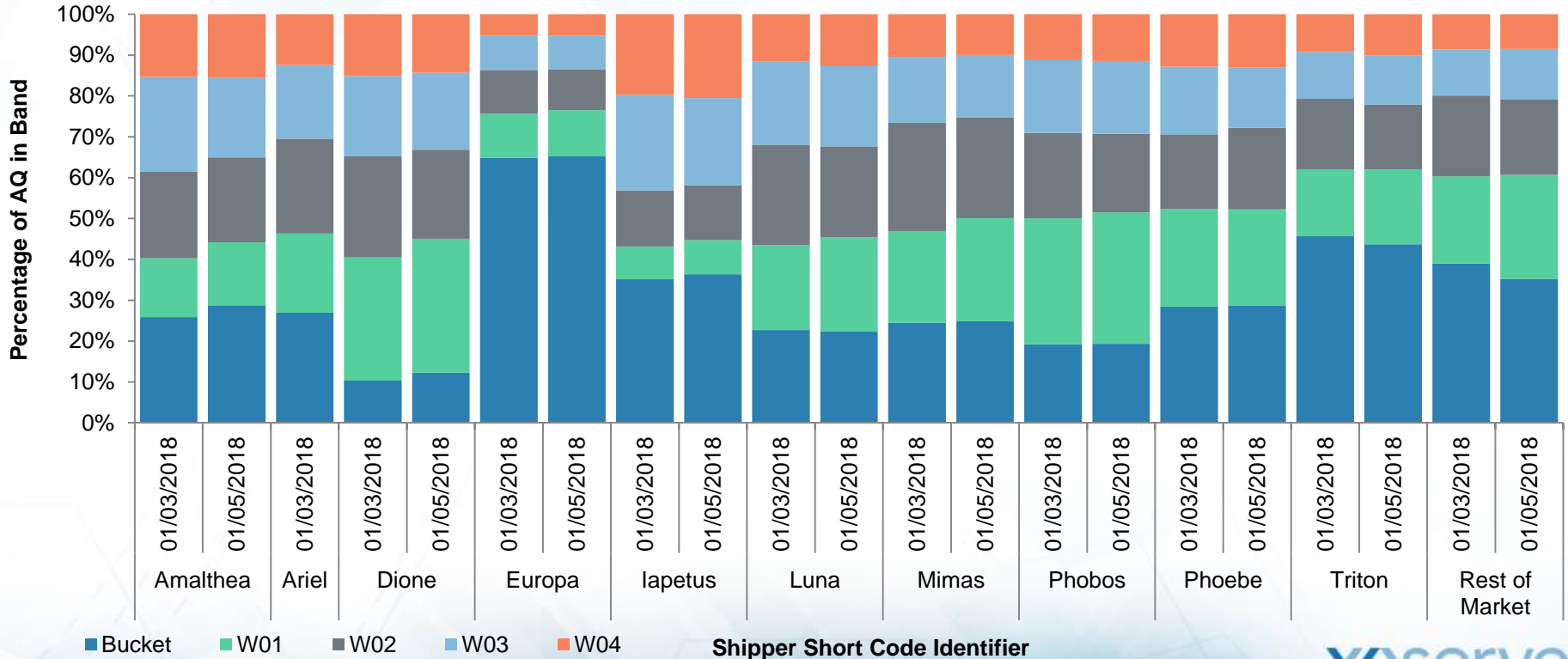
- The percentage of energy in the Bucket has increased, on average, by around 0.5% since March 2018.
- Only two of the top ten Shipper Short Code organisations have improved the attribution of sites into WAR bands since March, by around 1% of their total AQ on average.
- Large Supply Point sites should be read monthly. A valid pair of readings in the winter period (November – April) are required to attribute a WAR Band. Where no suitable readings are available, the site will fall into the EUC “Bucket.”

# How to move a site to a “WAR Band” EUC

- Xoserve has published an information pack to explain the process for calculating a Winter:Annual Ratio and how to provide/update a Winter Consumption
- The pack can be accessed via Xoserve’s UIG page:
- <http://www.xoserve.com/index.php/unidentified-gas-uig/>
  - (under UIG Information and Useful Links: “WAR Band EUCs Briefing Pack”: <http://www.xoserve.com/wp-content/uploads/EUC-WAR-v1-0.pdf>)

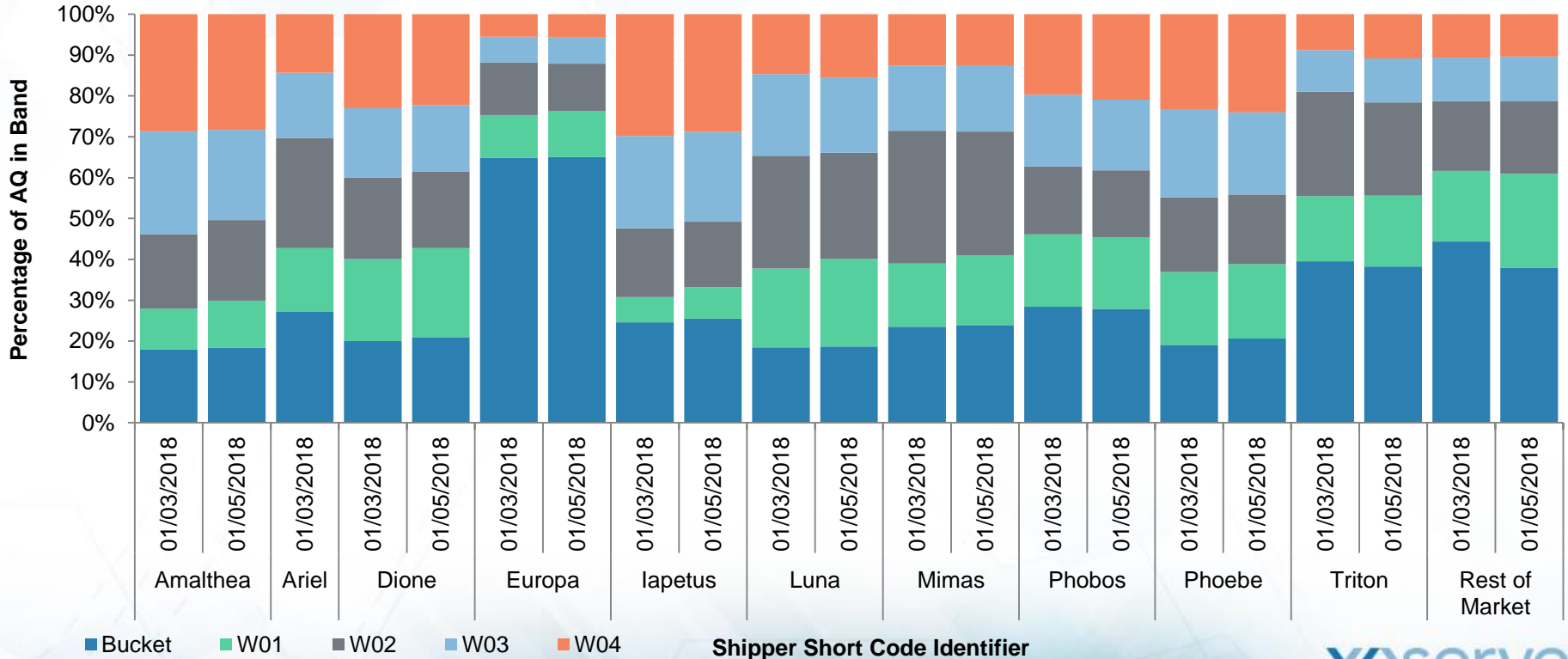
# Proportion of AQ in WAR Bands – All EUCs 3-8

## Percentage WAR Band Distribution by EUC: All EUC Bands



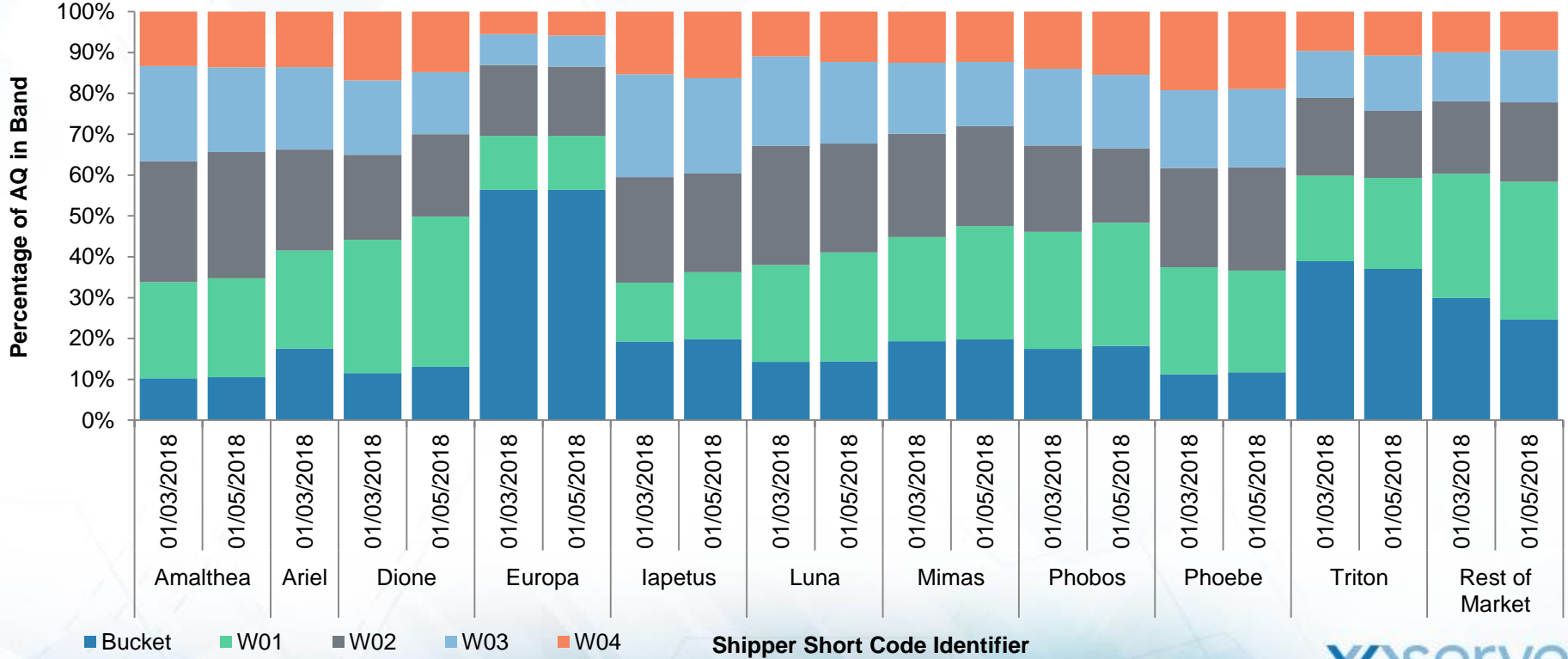
# Proportion of AQ in WAR Bands – EUC Band 3

## Percentage WAR Band Distribution by EUC: EUC Band 3



# Proportion of AQ in WAR Bands – EUC Band 4

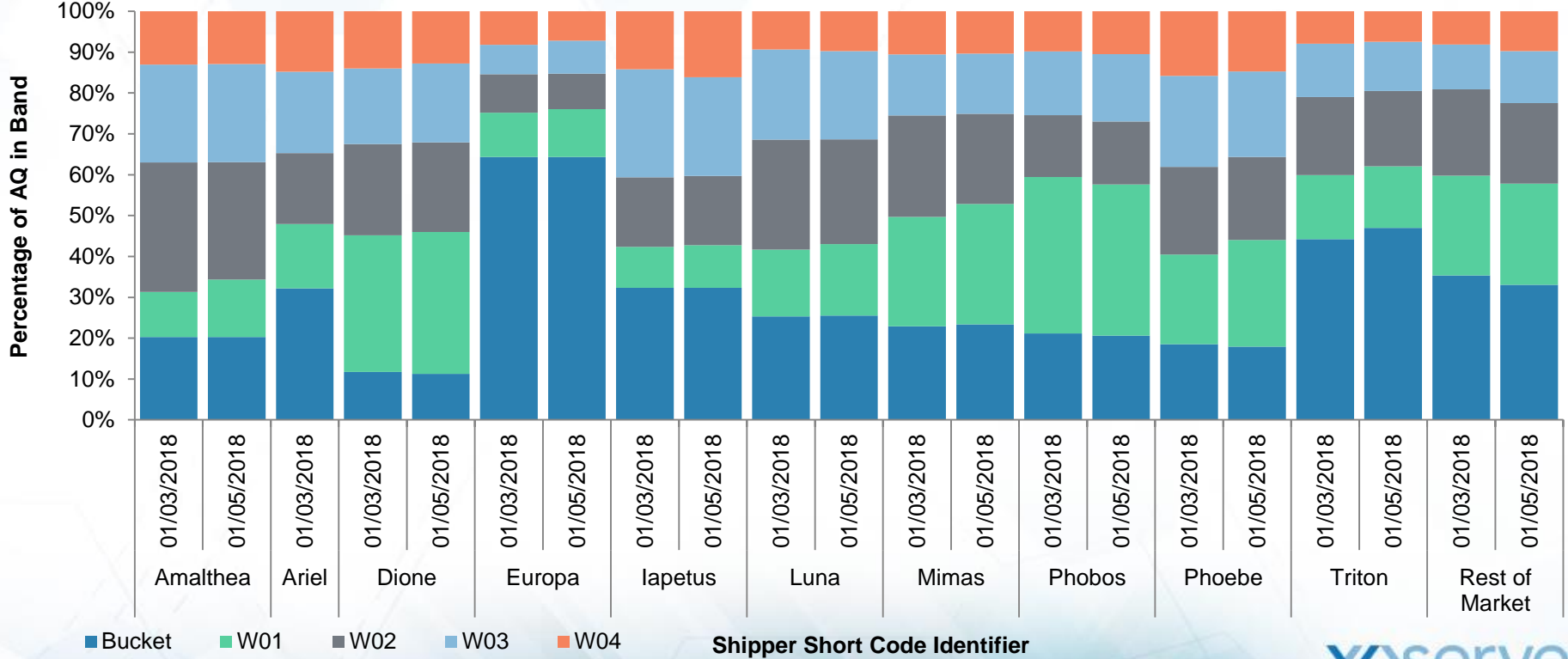
## Percentage WAR Band Distribution by EUC: EUC Band 4





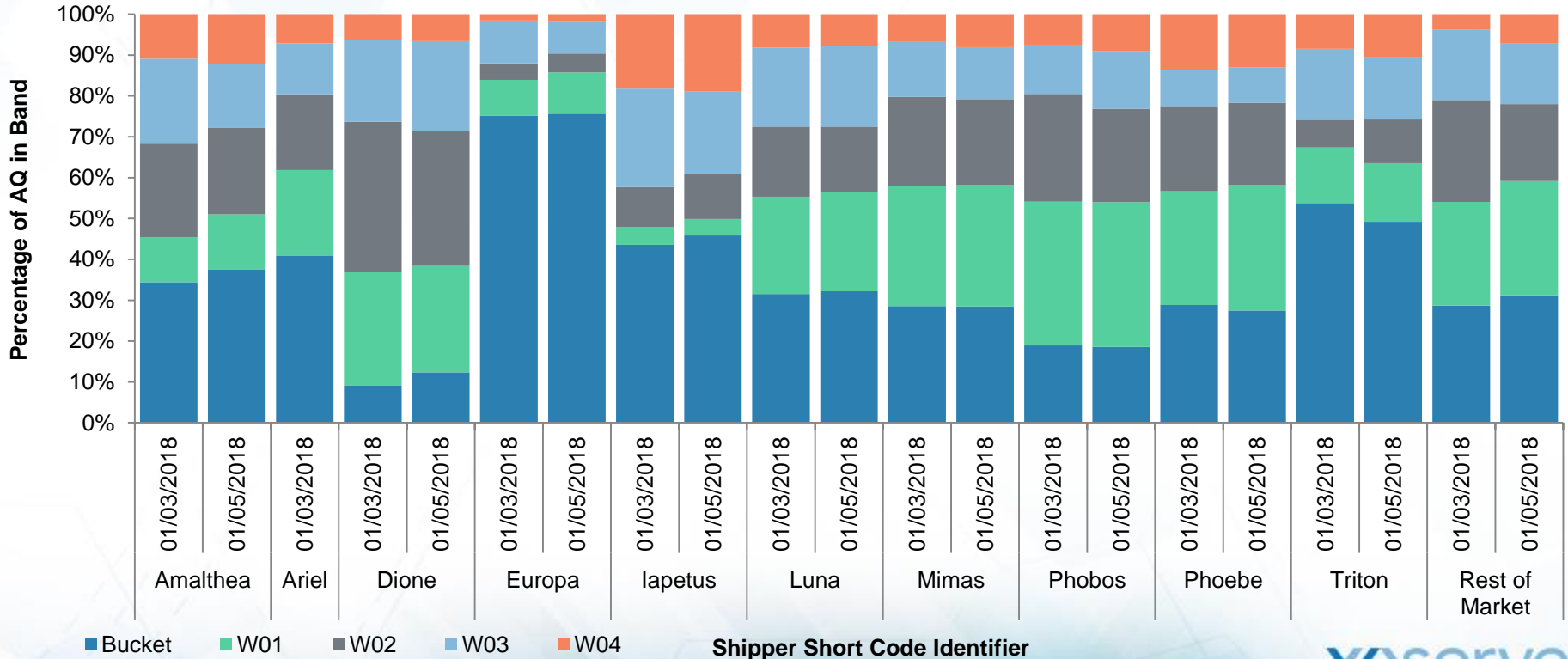
# Proportion of AQ in WAR Bands – EUC Band 5

## Percentage WAR Band Distribution by EUC: EUC Band 5



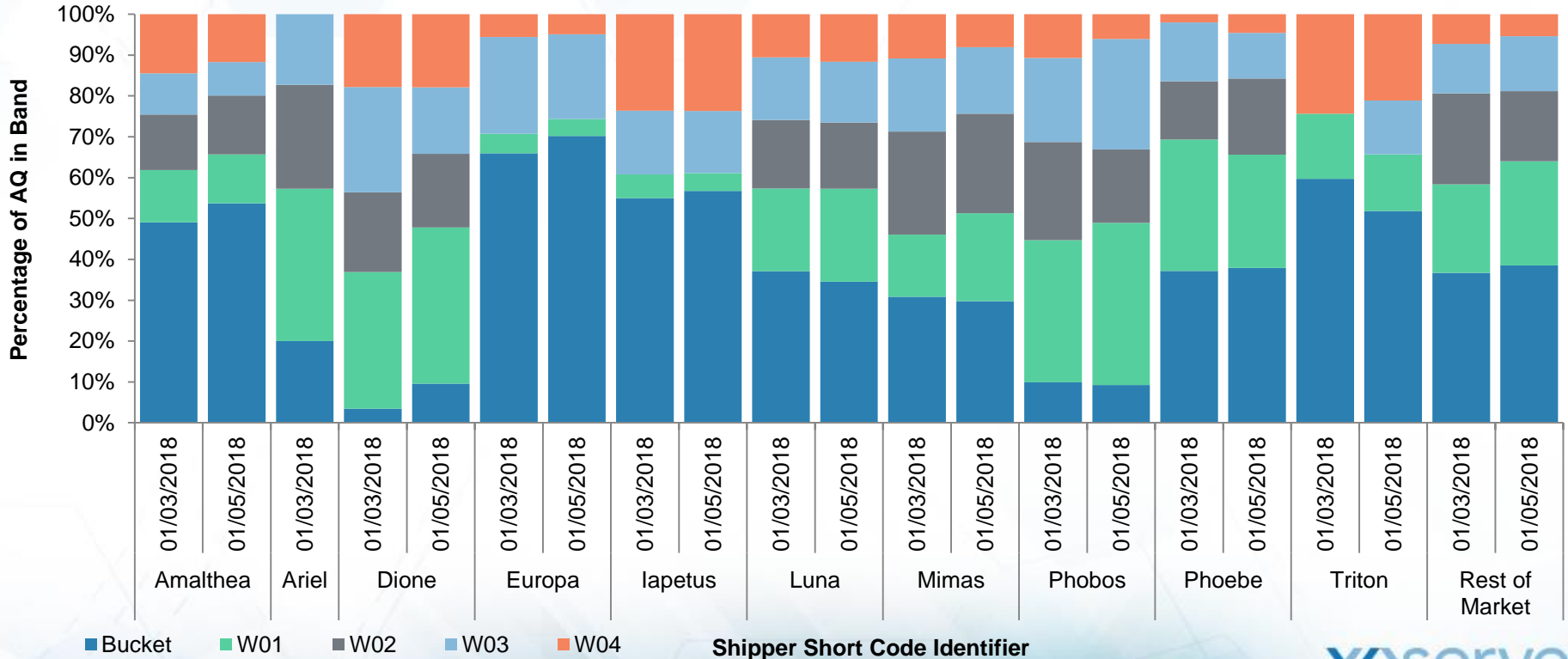
# Proportion of AQ in WAR Bands – EUC Band 6

## Percentage WAR Band Distribution by EUC: EUC Band 6



# Proportion of AQ in WAR Bands – EUC Band 7

## Percentage WAR Band Distribution by EUC: EUC Band 7



# Proportion of AQ in WAR Bands – EUC Band 8

## Percentage WAR Band Distribution by EUC: EUC Band 8

