

# XOSERVE

Weekly RFA Reporting

22 February 2026 Position



# X RFA Weekly Position As At: 22 Feb 2026

| Date         | Number of RFAs Submitted |
|--------------|--------------------------|
| 01/01/26     | 80                       |
| 02/01/26     | 156                      |
| 03/01/26     | 48                       |
| 04/01/26     | 25                       |
| 05/01/26     | 361                      |
| 06/01/26     | 387                      |
| 07/01/26     | 360                      |
| 08/01/26     | 401                      |
| 09/01/26     | 374                      |
| 10/01/26     | 117                      |
| 11/01/26     | 17                       |
| 12/01/26     | 339                      |
| 13/01/26     | 430                      |
| 14/01/26     | 407                      |
| 15/01/26     | 382                      |
| 16/01/26     | 563                      |
| 17/01/26     | 73                       |
| 18/01/26     | 17                       |
| 19/01/26     | 389                      |
| 20/01/26     | 305                      |
| 21/01/26     | 364                      |
| 22/01/26     | 323                      |
| 23/01/26     | 308                      |
| 24/01/26     | 113                      |
| 25/01/26     | 6                        |
| 26/01/26     | 572                      |
| 27/01/26     | 474                      |
| 28/01/26     | 576                      |
| 29/01/26     | 545                      |
| 30/01/26     | 529                      |
| 31/01/26     | 156                      |
| <b>Total</b> | <b>9197</b>              |

| Date         | Number of RFAs Submitted |
|--------------|--------------------------|
| 01/02/26     | 42                       |
| 02/02/26     | 703                      |
| 03/02/26     | 626                      |
| 04/02/26     | 611                      |
| 05/02/26     | 666                      |
| 06/02/26     | 571                      |
| 07/02/26     | 95                       |
| 08/02/26     | 42                       |
| 09/02/26     | 538                      |
| 10/02/26     | 3531                     |
| 11/02/26     | 510                      |
| 12/02/26     | 493                      |
| 13/02/26     | 524                      |
| 14/02/26     | 93                       |
| 15/02/26     | 74                       |
| 16/02/26     | 534                      |
| 17/02/26     | 500                      |
| 18/02/26     | 521                      |
| 19/02/26     | 491                      |
| 20/02/26     | 1875                     |
| 21/02/26     | 143                      |
| 22/02/26     | 104                      |
| <b>Total</b> | <b>13287</b>             |

| Month        | Number of RFAs Submitted |
|--------------|--------------------------|
| Aug 25       | 5220                     |
| Sep 25       | 7938                     |
| Oct 25       | 12125                    |
| Nov 25       | 7182                     |
| Dec 25       | 6811                     |
| Jan 26       | 9197                     |
| Feb 26       | 13287                    |
| <b>Total</b> | <b>61760</b>             |

Total Number of Open RFAs

5,711

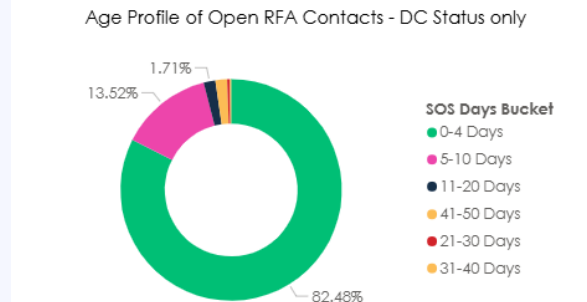
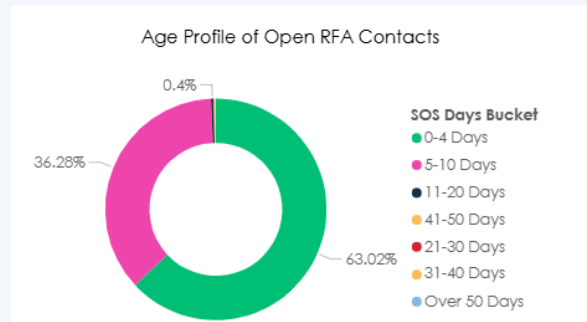
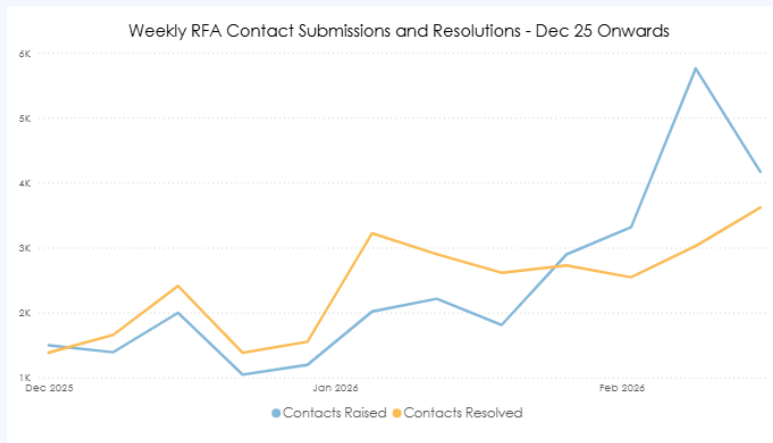
Open RFAs > 20 Days old) with Shipper

12

Open RFAs > 20 Days old) with Correla

5

# X RFA Backlog and Age Profile



Current backlog



Last week's backlog





# Overall Position Against 20% Allowance

| <b>RFAs Submitted between 01/12/25 and 10/02/26 (midnight)</b> | <b>20% RFA Allowance by 10/03/26</b> | <b>RFAs Submitted from 11/02/26 onwards</b> | <b>Total RFAs Submitted from 01/12/25</b> | <b>20% Of Allowance Now Submitted</b> |
|--|--------------------------------------|---|---|---------------------------------------|
| 17517  | 4379.25                              | 4364  | 21881                                     | 99.65%                                |